
Crime in Rhode Island 2004




*A compilation of
crime statistics and reference guide*

Issued by
State of Rhode Island
Division of State Police
Executive Department

Edition 47

Uniform Crime Reports

**The Honorable Donald L. Carcieri
Governor**



**Colonel Steven M. Paré
Superintendent
Rhode Island State Police**



RHODE ISLAND STATE POLICE

Executive Department



Major Steven G. O'Donnell
Field Operations Officer

Major Joseph R. Miech
Chief Administrative Officer

Lieutenant Mark E. Bilodeau
Officer in Charge

Linda L. Fraccola
Operations Manager

<http://www.risp.state.ri.us>

*Issued By:
Rhode Island State Police
Uniform Crime Reporting Unit
311 Danielson Pike, No. Scituate, RI 02857-1907
Voice Phone (401) 444-1156 Fax Phone (401) 444-1013*

Acknowledgements

We would like to acknowledge the representatives listed below for their hard work and dedication in providing crime data for this publication.

Barrington Police Department - Sgt. Dino DeCrescenzo
Bristol Police Department - Mr. Richard Roderick
Brown University Police Department - Ms. Trish Salvo
Burrillville Police Department - Sgt. Dennis C. Leahey
Central Falls Police Department - Ms. Eunice Delahoz
Charlestown Police Department - Sergeant Patrick McMahon
Coventry Police Department - Ms. Carol M. Tew
Cranston Police Department - Capt Robert Brown
Cumberland Police Department - Ms. Nancy Whitney
DEM Police Department - Lt. Frank Floor
East Greenwich Police Department - Admin. Assistant Deborah Gregory
East Providence Police Department - Capt. Dennis A. Charbonneau
Foster Police Department - Dispatcher/Clerk Linda J. Niles
Glocester Police Department - Admin Assistant Matthew D. Floor
Hopkinton Police Department - Ms. Sherryl A. Stedman
Jamestown Police Department - Sergeant John J. Dube
Johnston Police Department - Ms. Lori Ann Anderson
Lincoln Police Department - Ms. Pauline Metivier
Little Compton Police Department - Sgt. Antone Marion III
Middletown Police Department - Ms. Lisa Marie Sisson
Narragansett Police Department - Captain Thomas Mongeau
Narragansett Tribal Police Department - Lt. Rodeny Champlin
New Shoreham Police Department - Ms. Betty Gann
Newport Police Department - Mr. William B. Pendergast
North Kingstown Police Department - Officer Donald Barrington
North Providence Police Department - Records Clerk Karen Tucciarone
North Smithfield Police Department - Sgt. Bruce Senecal
Pawtucket Police Department - Mr. Earl Slade
Portsmouth Police Department - Lt. Paul Valente
Providence Police Department - Sgt. Raymond Hull
Rhode Island State Police - RMS Administrator William K. Guy
Richmond Police Department - Ms. Terry Allen
Scituate Police Department - Mr. Kenneth H. Gaffney
Smithfield Police Department - Ms. Sheryl A. Canis
South Kingstown Police Department - RMS Manager Clinton E. Salisbury, Jr.
Tiverton Police Department - Ms. Christine Miguel
URI Police Department - Lieutenant David Doweiko
Warren Police Department - Sergeant Roland Brule
Warwick Police Department - Mr. Michael Moriarty
West Greenwich Police Department - Ms. Geny Isherwood
West Warwick Police Department - Sgt. Richard Ascoli
Westerly Police Department - Ms. Linda J. Algieri
Woonsocket Police Department - Lt. Kyle Stone

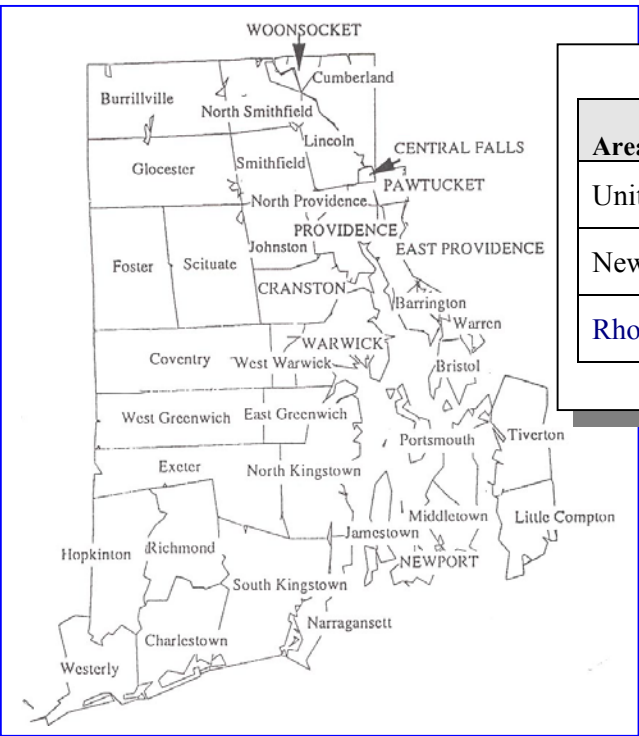
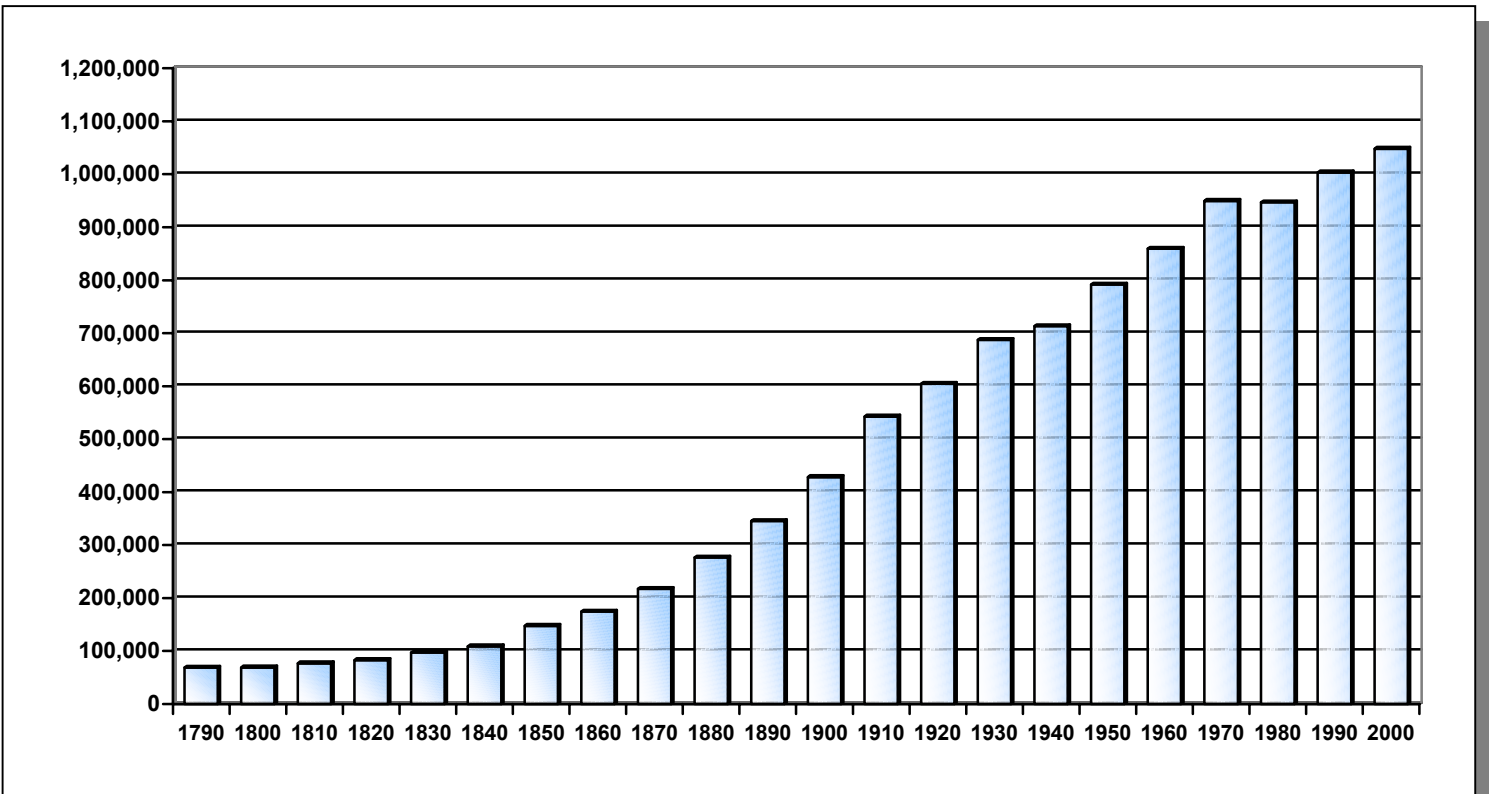
Table of Contents

ACKNOWLEDGEMENTS	4
RHODE ISLAND POPULATION	6
RHODE ISLAND GENERAL LAWS	8
VERIFICATION PROCEDURE	9
CRIME FACTORS	10
FLOW CHART	11
CRIME INDEX OFFENSES	12
CRIME INDEX OFFENSES / CRIME RATES LISTED BY JURISDICTION	13
FULL-TIME POLICE EMPLOYEE DATA	34
ARREST DATA - 18 YEARS OF AGE AND OVER	55
ARREST DATA - 18 YEARS OF AGE AND OVER LISTED BY JURISDICTION	56
ARREST DATA - UNDER 18 YEARS OF AGE	85
ARREST DATA - UNDER 18 YEARS OF AGE LISTED BY JURISDICTION	86
HATE CRIMES	108
DOMESTIC VIOLENCE	112
DIRECTORY OF RHODE ISLAND LAW ENFORCEMENT	125

Rhode Island Population Listed by Jurisdiction

Jurisdiction	1990 Population	2000 Population	Numeric Change	Percentage Change
Barrington	15,849	16,819	970	6.1%
Bristol	21,625	22,469	844	3.9%
Burrillville	16,230	15,796	-434	-2.7%
Central Falls	17,637	18,928	1,291	7.3%
Charlestown	6,478	7,859	1,381	21.3%
Coventry	31,083	33,668	2,585	8.3%
Cranston	76,060	79,269	3,209	4.2%
Cumberland	29,038	31,840	2,802	9.6%
East Greenwich	11,865	12,948	1,083	9.1%
East Providence	50,380	48,688	-1,692	-3.4%
Exeter	5,461	6,045	584	10.7%
Foster	4,316	4,274	-42	-1.0%
Glocester	9,227	9,948	721	7.8%
Hopkinton	6,873	7,836	963	14.0%
Jamestown	4,999	5,622	623	12.5%
Johnston	26,542	28,195	1,653	6.2%
Lincoln	18,045	20,898	2,853	15.8%
Little Compton	3,339	3,593	254	7.6%
Middletown	19,460	17,334	-2,126	-10.9%
Narragansett	14,985	16,361	1,376	9.2%
New Shoreham	836	1,010	174	20.8%
Newport	28,227	26,475	-1,752	-6.2%
North Kingstown	23,786	26,326	2,540	10.7%
North Providence	32,090	32,411	321	1.0%
North Smithfield	10,497	10,618	121	1.2%
Pawtucket	72,644	72,958	314	0.4%
Portsmouth	16,857	17,149	292	1.7%
Providence	160,728	173,618	12,890	8.0%
Richmond	5,351	7,222	1,871	35.0%
Scituate	9,796	10,324	528	5.4%
Smithfield	19,163	20,613	1,450	7.6%
South Kingstown	24,631	27,921	3,290	13.4%
Tiverton	14,312	15,260	948	6.6%
Warren	11,385	11,360	-25	-0.2%
Warwick	85,427	85,808	381	0.4%

Rhode Island Population



Nationwide View - Census of Population

Area	1990 Population	2000 Population	Numerical Change	Percentage Change
United States	248,709,873	281,421,906	32,712,033	13.2 %
New England	13,206,943	13,922,517	715,574	5.4%
Rhode Island	1,003,464	1,048,319	44,855	4.5%

Rhode Island General Laws

Chapter 24 - Uniform Crime Reporting System

12-24-1. Reporting System. -- **A uniform crime reporting system shall be established under the direction, control and supervision of the superintendent of state police.** The superintendent of state police shall have the power and duty, by such rules and regulations as he may deem necessary to collect and gather such information from such local police departments and the enforcement division of the department of environmental management as may be and is hereinafter prescribed.

12-24-2. Reports. -- **The police department of each city and town and the enforcement division of the department of environmental management, once each quarter, upon a date and form prescribed and furnished by the superintendent of state police, shall forward to the division of state police a crime report.** Each reporting department shall report only on cases within its jurisdiction and upon which it is making, or has made, the primary police investigation. The report shall be called the uniform crime report and shall cover crimes reported and otherwise processed during the reporting period. It shall contain the number and nature of offenses and such other information as the superintendent of state police shall specify relating to the method, frequency, cause and prevention of crime. Under no circumstances shall the name of any person be reported.

12-24-3. Compilation of Reports. -- **Upon receipt of the quarterly uniform crime reports from the reporting agencies, the division of state police shall prepare a statewide compilation of the statistics contained therein and the resulting statistical compilation shall be available to any government agency in the state, the judiciary committees of the Rhode Island senate and the Rhode Island house of representatives, and the federal bureau of investigation, upon request.** The statistics made available through the uniform crime report shall be used for the purposes of studying the causes, trends and effects of crime in the state and for intelligence upon which to base a more sound program of crime detection and prevention and the apprehension of criminals.

12-24-4. Other agencies. -- **Any governmental agency, not falling within the description of those required to submit the quarterly uniform crime report set forth in 12-24-2, which desires to submit such a report, shall be furnished with the proper forms by the division of state police.** When a report is received by the division of state police from a governmental agency not required to make such reports, the information contained therein shall be included within the monthly compilation provided for in 12-24-3.

Verification Procedure


Uniformity and accuracy of crime data collected under this program is of primary concern. With the receipt of reports covering 39 reporting jurisdictions within the State of Rhode Island, the problems of attaining uniformity are readily apparent.

It is standard operating procedure to examine each incoming report for mathematical accuracy and completeness and, perhaps of even greater importance, for reasonableness as a possible indication of error.

Also, prior to compiling *Crime in Rhode Island*, an annual *Preliminary Release* is distributed to each reporting jurisdiction based on the submission of UCR statistics.

Each jurisdiction is requested to examine this release and notify the UCR Unit should any discrepancies appear.

Regardless of the extent of the statistical verification process used by the UCR Unit, the accuracy of the data assembled under this program depends on the sincere effort exerted by each contributor to meet the necessary standards of report.

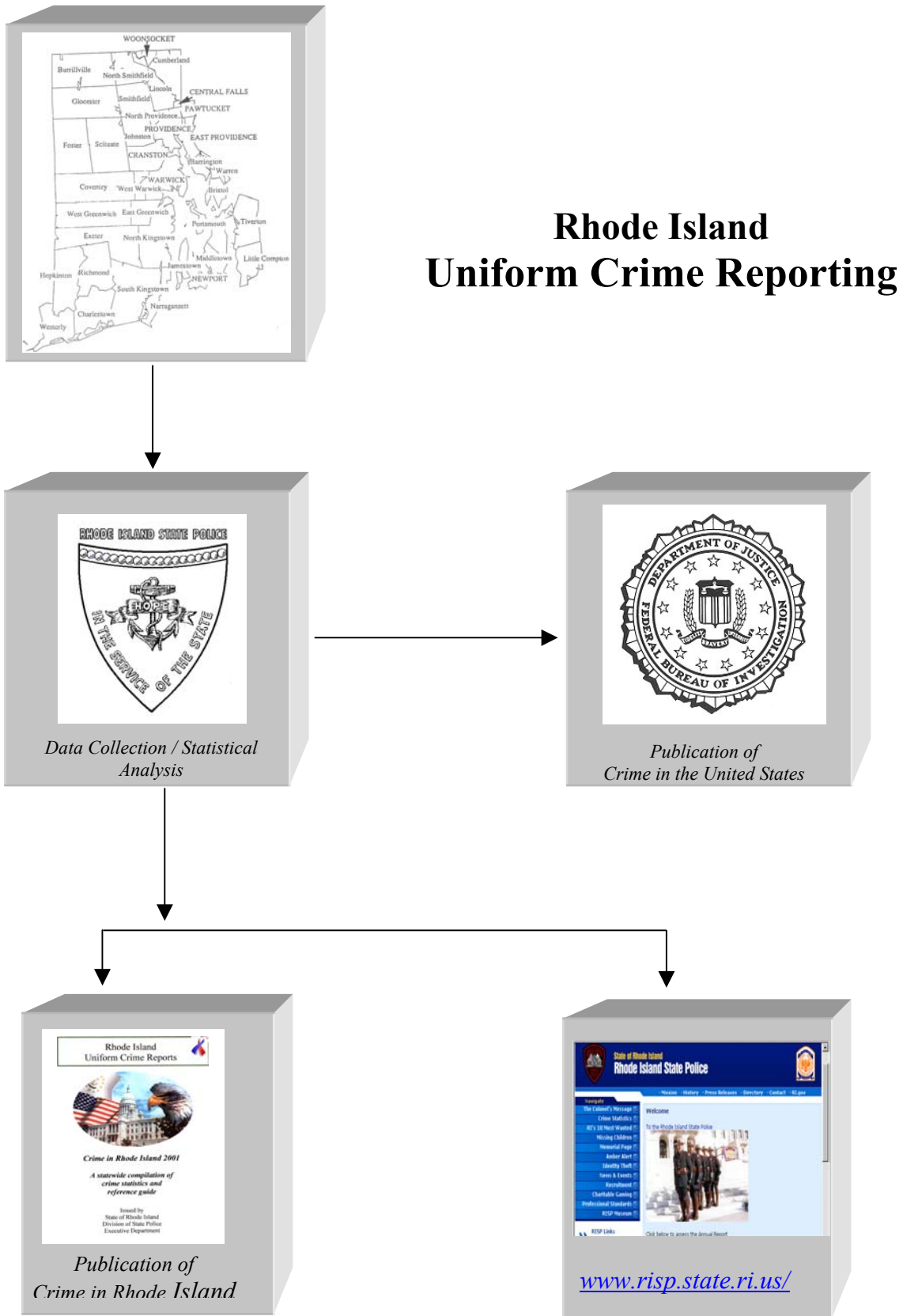


Crime Factors

Data users are cautioned against comparing statistical data of individual cities and towns due to numerous factors, which are known to affect the amount and type of crime occurring from place to place.

- ◆ Density and size of the community population
- ◆ Variations in composition particularly to youth concentration
- ◆ Economic status, including job availability, median income, and poverty level
- ◆ Stability of population with respect to residents' mobility, commuting factors, and other transient factors
- ◆ Modes of transportation and highway system
- ◆ Cultural conditions, such as educational, recreational, and religious characteristics
- ◆ Effective strength of the law enforcement agencies
- ◆ Administrative and investigative emphases of law enforcement
- ◆ Attitude of the public toward law enforcement problems
- ◆ Climate, including seasonal weather conditions
- ◆ Cooperation of adjoining and overlapping police agencies
- ◆ The administrative and investigative efficiency of the local law enforcement agency, including the degree of adherence to UCR Crime Reporting

Flow Chart



Crime Index Offenses

OFFENSES	1995	1996	1997	1998	1999	2000	2001	2002	2003	2004
CRIME INDEX TOTAL	42,039	39,603	36,061	34,693	35,506	36,445	39,027	38,380	35,305	33,844
MURDER	35	25	25	25	36	45	39	41	25	26
Firearm	25	15	13	13	20	32	17	25	8	14
Knife or Cutting Instrument	5	2	6	5	3	8	7	7	0	3
Other Dangerous Weapon	2	4	4	4	8	3	12	5	13	2
Hands, Fists, Feet	3	4	2	3	5	2	3	4	4	7
RAPE	265	283	362	346	391	412	416	394	505	320
Firearm	14	8	7	12	8	14	7	6	3	2
Knife or Cutting Instrument	18	8	13	11	5	19	15	2	6	4
Other Dangerous Weapon	21	31	58	86	172	198	188	168	395	204
Hands, Fists, Feet	212	236	284	237	206	181	206	218	101	110
ROBBERY	915	825	708	662	786	922	986	916	830	731
Firearm	209	177	169	134	238	219	276	248	276	209
Knife or Cutting Instrument	101	87	81	77	77	121	133	109	112	88
Other Dangerous Weapon	72	60	54	57	60	76	98	124	106	74
Strong Arm Hands, Fists	533	501	404	394	411	506	479	435	336	360
ASSAULT	2,444	2,328	2,196	2,036	1,628	1,742	1,844	1,699	1,714	1,601
Firearm	247	247	219	270	266	217	256	271	358	306
Knife or Cutting Instrument	404	426	412	384	367	409	442	408	383	375
Other Dangerous Weapon	981	972	899	920	714	770	814	759	650	633
Hands, Fists, Feet	812	683	666	462	281	346	332	261	323	287
BURGLARY	9,235	8,123	7,078	6,443	6,341	6,620	6,824	6,414	5,524	5,465
Forcible Entry	6,679	5,630	4,797	4,331	4,163	4,449	4,357	3,989	3,691	3,371
Unlawful Entry-No Force	1,673	1,652	1,559	1,555	1,668	1,692	2,087	2,135	1,616	1,712
Attempted Forcible Entry	883	841	722	557	510	479	380	290	217	382
LARCENY-THEFT	24,786	23,371	21,500	21,359	22,292	22,038	23,875	24,043	22,320	21,623
MOTOR VEHICLE THEFT	4,359	4,648	4,192	3,822	4,032	4,665	5,043	4,873	4,387	4,078
Automobiles	3,923	4,277	3,879	3,538	3,677	4,276	4,550	4,461	4,015	3,764
Trucks and Buses	235	193	174	164	207	212	217	168	130	116
Other Vehicles	201	178	139	120	148	177	276	244	242	198

Crime Index Offenses / Crime Rates Listed by Jurisdiction

Barrington

Population
16,819

County
Bristol

Year	Crime Index Total	Murder	Rape	Robbery	Aggravated Assault	Burglary	Larceny	Motor Vehicle Theft	Rate
2004	298	0	1	0	6	60	219	12	1,772
2003	279	0	7	2	6	53	206	5	1,659
2002	369	0	4	2	5	86	268	4	2,194
2001	372	1	0	4	3	96	261	7	2,212
2000	314	0	6	0	5	56	233	14	1,867
1999	339	0	0	1	6	100	223	9	2,146
1998	407	0	2	1	12	98	291	3	2,576
1997	475	0	2	0	8	111	350	4	3,006
1996	490	0	2	2	23	155	305	3	3,101
1995	373	0	0	1	2	29	336	5	2,353
1994	311	0	0	1	4	24	277	5	1,943
1993	312	0	0	5	8	31	263	5	1,950

Bristol

Population
22,469

County
Bristol

Year	Crime Index Total	Murder	Rape	Robbery	Aggravated Assault	Burglary	Larceny	Motor Vehicle Theft	Rate
2004	474	0	2	2	24	66	355	25	2,110
2003	418	0	7	7	16	56	309	23	1,860
2002	440	0	2	1	24	38	349	26	1,958
2001	488	0	7	1	21	81	363	15	2,172
2000	424	0	6	1	18	68	315	16	1,887
1999	420	0	5	6	15	58	326	10	1,932
1998	377	0	2	4	11	73	265	22	1,735
1997	336	0	3	4	18	72	212	27	1,546
1996	365	0	1	2	17	67	255	23	1,679
1995	371	0	0	3	11	73	265	19	1,716
1994	366	0	3	0	17	64	272	10	1,663
1993	399	0	0	0	25	72	287	15	1,813

Crime Index Offenses / Crime Rates Listed by Jurisdiction

Brown University

Year	Crime Index Total	Murder	Rape	Robbery	Aggravated Assault	Burglary	Larceny	Motor Vehicle Theft	County State Agency	
2004	247	0	0	3	2	44	198	0		
2003	228	0	1	1	3	49	174	0		
2002	306	0	2	2	4	82	216	0		
2001	316	0	0	1	0	63	252	0		
2000	295	0	1	4	3	37	250	0		
1999	330	0	1	2	1	53	273	0		
1998	346	0	1	2	7	28	308	0		
1997	402	0	1	3	4	31	363	0		
1996	371	0	4	1	3	33	328	2		
1995	473	0	2	5	1	60	402	3		
1994	564	0	0	3	3	125	430	3		
1993	614	0	0	1	7	134	470	2		

Burrillville

Year	Crime Index Total	Murder	Rape	Robbery	Aggravated Assault	Burglary	Larceny	Motor Vehicle Theft	County State Agency	
									Population	Rate
									15,796	Providence
2004	173	0	3	0	9	51	96	14	1,095	
2003	202	0	1	1	7	40	141	12	1,279	
2002	244	0	3	1	18	45	169	8	1,545	
2001	200	0	3	0	10	41	143	3	1,266	
2000	249	0	8	0	12	45	172	12	1,576	
1999	211	0	2	2	5	50	137	15	1,300	
1998	176	0	4	2	4	36	121	9	1,084	
1997	261	0	8	3	15	91	128	16	1,608	
1996	284	0	4	1	6	81	180	12	1,750	
1995	219	0	2	1	12	44	145	15	1,349	
1994	191	0	0	0	6	65	111	9	1,193	
1993	207	0	1	0	14	63	120	9	1,293	

Crime Index Offenses / Crime Rates Listed by Jurisdiction

Central Falls

		Population 18,928					County Providence			
Year	Crime Index Total	Murder	Rape	Robbery	Aggravated Assault	Burglary	Larceny	Motor Vehicle Theft	Rate	
2004	660	0	7	32	68	153	307	93	3,487	
2003	729	0	19	20	70	166	351	103	3,851	
2002	674	2	16	29	71	128	324	104	3,561	
2001	713	1	7	33	72	154	334	112	3,767	
2000	810	1	15	41	74	200	351	128	4,279	
1999	774	0	18	45	88	177	359	87	4,389	
1998	767	0	23	31	67	156	385	105	4,349	
1997	755	1	18	16	97	152	356	115	4,281	
1996	782	0	17	31	107	183	319	125	4,434	
1995	567	0	8	19	84	166	187	103	3,215	
1994	742	2	10	17	78	207	255	173	4,122	
1993	985	4	8	24	188	214	318	229	5,472	

Charlestown

		Population 7,859					County Washington			
Year	Crime Index Total	Murder	Rape	Robbery	Aggravated Assault	Burglary	Larceny	Motor Vehicle Theft	Rate	
2004	139	0	2	1	8	19	101	8	1,769	
2003	151	0	2	1	2	28	116	2	1,921	
2002	138	0	0	0	10	27	98	3	1,756	
2001	160	0	3	1	5	47	102	2	2,036	
2000	152	0	2	1	15	51	80	3	1,934	
1999	129	0	0	0	12	42	71	4	1,991	
1998	149	0	0	0	3	58	80	8	2,300	
1997	92	0	3	1	10	35	42	1	1,420	
1996	52	0	0	0	6	15	30	1	803	
1995	118	0	2	2	8	35	68	3	1,822	
1994	46	0	0	0	9	15	20	2	766	
1993	96	0	0	0	19	19	54	4	1,600	

Crime Index Offenses / Crime Rates Listed by Jurisdiction

Coventry

		Population 33,668					County Kent			
Year	Crime Index Total	Murder	Rape	Robbery	Aggravated Assault	Burglary	Larceny	Motor Vehicle Theft	Rate	
2004	469	0	8	6	44	113	258	40	1,393	
2003	471	0	4	3	26	97	310	31	1,399	
2002	603	1	9	9	31	135	391	27	1,791	
2001	621	0	8	2	37	137	417	20	1,844	
2000	588	0	7	2	29	98	429	23	1,746	
1999	625	0	6	3	20	79	495	22	1,977	
1998	516	0	0	3	24	117	349	23	1,632	
1997	665	0	2	1	29	110	499	24	2,104	
1996	825	2	4	1	27	158	594	39	2,610	
1995	700	0	1	1	16	189	469	24	2,252	
1994	707	0	2	2	29	191	445	38	2,280	
1993	766	1	4	1	34	180	509	37	2,470	

Cranston

		Population 79,269					County Providence			
Year	Crime Index Total	Murder	Rape	Robbery	Aggravated Assault	Burglary	Larceny	Motor Vehicle Theft	Rate	
2004	2,349	2	17	42	88	354	1,634	212	2,963	
2003	2,499	0	35	43	81	436	1,649	255	3,153	
2002	2,632	0	27	44	76	454	1,745	286	3,320	
2001	2,511	1	29	58	73	542	1,553	255	3,168	
2000	2,218	1	38	31	72	416	1,423	237	2,798	
1999	2,124	1	42	30	63	385	1,387	216	2,793	
1998	2,104	1	31	34	57	402	1,388	191	2,766	
1997	2,183	0	36	28	66	470	1,332	251	2,870	
1996	2,439	1	25	30	59	423	1,534	367	3,207	
1995	2,890	0	18	44	68	774	1,696	290	3,800	
1994	2,383	3	16	17	81	462	1,542	262	3,135	
1993	2,733	0	9	36	83	616	1,650	339	3,596	

Crime Index Offenses / Crime Rates Listed by Jurisdiction

Cumberland

Year	Crime Index Total	Murder	Rape	Robbery	Aggravated		Burglary	Larceny	Motor Vehicle	Rate
					Assault	Theft				
		Population				County				
		31,840				Providence				
2004	604	0	3	4	6	108	448	35	1,897	
2003	594	0	7	10	16	96	433	32	1,866	
2002	538	0	10	9	12	82	415	10	1,690	
2001	552	0	4	10	17	95	418	8	1,734	
2000	589	0	10	1	21	83	465	9	1,850	
1999	652	0	6	3	13	111	508	11	2,245	
1998	570	0	1	11	46	75	412	25	1,963	
1997	621	0	2	6	118	71	381	43	2,139	
1996	701	0	0	3	109	107	436	46	2,414	
1995	768	2	2	3	125	126	475	35	2,645	
1994	838	1	1	1	125	149	492	69	2,889	
1993	986	0	2	6	179	156	583	60	3,400	

DEM

Year	Crime Index Total	Murder	Rape	Robbery	Aggravated		Burglary	Larceny	Motor Vehicle
					Assault	Theft			
						County			
						State Agency			
2004	37	0	1	0	0	1	33	2	
2003	19	0	0	0	0	2	14	3	
2002	28	0	0	0	0	2	18	8	
2001	27	0	0	0	2	1	14	10	
2000	29	0	2	0	0	0	23	4	
1999	28	0	0	0	2	1	24	1	
1998	11	0	0	0	0	1	10	0	
1997	11	0	0	0	0	1	10	0	
1996	18	0	0	0	0	0	0	18	
1995	7	0	0	0	0	0	0	7	
1994	6	0	0	0	1	0	5	0	
1993	13	0	0	0	0	0	0	13	

Crime Index Offenses / Crime Rates Listed by Jurisdiction

East Greenwich

		Population 12,948					County Kent			
Year	Crime Index Total	Murder	Rape	Robbery	Aggravated Assault	Burglary	Larceny	Motor Vehicle Theft	Rate	
2004	146	0	0	1	5	26	112	2	1,128	
2003	154	0	1	0	4	24	120	5	1,189	
2002	186	0	0	1	4	38	135	8	1,437	
2001	227	0	1	2	9	31	168	16	1,753	
2000	202	0	0	0	6	39	147	10	1,560	
1999	180	0	0	0	3	25	140	12	1,521	
1998	223	0	2	1	13	37	149	21	1,884	
1997	197	0	1	0	11	48	127	10	1,665	
1996	224	0	2	3	7	40	164	8	1,893	
1995	253	0	2	3	3	42	191	12	2,132	
1994	192	0	0	1	18	44	123	6	1,600	
1993	293	0	1	1	8	82	188	13	2,441	

East Providence

		Population 48,688					County Providence			
Year	Crime Index Total	Murder	Rape	Robbery	Aggravated Assault	Burglary	Larceny	Motor Vehicle Theft	Rate	
2004	947	0	5	11	48	165	626	92	1,945	
2003	958	0	20	28	40	174	612	84	1,968	
2002	1,025	0	13	21	51	191	675	74	2,105	
2001	1,035	0	13	30	73	173	649	97	2,126	
2000	1,010	0	28	15	69	196	576	126	2,074	
1999	1,027	0	35	18	36	249	626	63	2,039	
1998	857	1	23	11	46	150	567	59	1,701	
1997	996	0	1	13	8	146	724	104	1,977	
1996	1,103	0	5	10	14	197	722	155	2,189	
1995	1,452	0	0	13	34	340	923	142	2,882	
1994	1,307	1	1	20	50	262	852	121	2,614	
1993	1,516	0	2	20	53	266	965	210	3,032	

Crime Index Offenses / Crime Rates Listed by Jurisdiction

Foster

		Population 4,274					County Providence			
Year	Crime Index Total	Murder	Rape	Robbery	Aggravated Assault	Burglary	Larceny	Motor Vehicle Theft	Rate	
2004	27	0	0	0	1	6	14	6	632	
2003	32	0	0	0	2	10	17	3	749	
2002	48	0	0	0	2	13	30	3	1,123	
2001	50	0	0	0	1	17	31	1	1,170	
2000	54	0	0	1	0	12	36	5	1,263	
1999	43	0	2	0	0	6	33	2	996	
1998	65	0	2	0	0	20	42	1	1,506	
1997	58	0	0	0	2	15	35	6	1,344	
1996	56	0	0	0	6	22	24	4	1,297	
1995	71	0	1	1	14	12	38	5	1,645	
1994	96	0	0	0	9	36	47	4	2,400	
1993	71	0	1	0	7	23	35	5	1,775	

Glocester

		Population 9,948					County Providence			
Year	Crime Index Total	Murder	Rape	Robbery	Aggravated Assault	Burglary	Larceny	Motor Vehicle Theft	Rate	
2004	66	0	0	1	3	22	39	1	663	
2003	71	0	0	0	5	15	47	4	714	
2002	94	0	0	0	11	25	53	5	945	
2001	87	0	1	0	1	18	66	1	875	
2000	69	0	0	1	3	10	53	2	694	
1999	90	0	1	0	5	16	61	7	975	
1998	107	0	0	1	4	32	68	2	1,160	
1997	105	0	0	1	8	23	71	2	1,138	
1996	116	0	1	0	5	30	76	4	1,257	
1995	66	0	2	0	2	27	34	1	715	
1994	112	0	0	0	5	24	77	6	1,244	
1993	109	2	0	0	0	31	70	6	1,211	

Crime Index Offenses / Crime Rates Listed by Jurisdiction

Hopkinton

Population
7,836

County
Washington

Year	Crime Index Total	Murder	Rape	Robbery	Aggravated		Burglary	Larceny	Motor Vehicle	Rate
					Assault	Theft				
2004	137	0	0	0	4	29	95	9	1,748	
2003	113	0	3	1	4	23	73	9	1,442	
2002	201	0	0	1	11	36	144	9	2,565	
2001	127	0	0	0	6	37	82	2	1,621	
2000	134	0	0	1	6	47	76	4	1,710	
1999	156	0	0	0	2	59	85	10	2,270	
1998	153	0	0	0	0	39	106	8	2,226	
1997	163	1	2	0	2	54	91	13	2,372	
1996	123	0	0	0	0	40	80	3	1,790	
1995	121	0	0	0	2	27	83	9	1,761	
1994	133	0	0	0	0	40	89	4	1,900	
1993	119	0	0	0	2	33	78	6	1,700	

Jamestown

Population
5,622

County
Newport

Year	Crime Index Total	Murder	Rape	Robbery	Aggravated		Burglary	Larceny	Motor Vehicle	Rate
					Assault	Theft				
2004	116	0	1	0	2	27	86	0	2,063	
2003	129	0	0	0	1	16	110	2	2,295	
2002	174	0	0	0	0	28	140	6	3,095	
2001	142	0	0	0	0	32	105	5	2,526	
2000	162	0	0	0	0	51	110	1	2,882	
1999	175	0	0	0	5	30	138	2	3,334	
1998	170	0	0	0	0	29	140	1	3,239	
1997	160	0	0	0	2	29	124	5	3,048	
1996	111	0	0	0	2	26	81	2	2,115	
1995	148	0	0	0	11	16	120	1	2,961	
1994	98	0	2	0	4	20	68	4	1,960	
1993	118	0	0	0	3	21	93	1	2,360	

Crime Index Offenses / Crime Rates Listed by Jurisdiction

Johnston

		Population 28,195					County Providence			
Year	Crime Index Total	Murder	Rape	Robbery	Aggravated Assault	Burglary	Larceny	Motor Vehicle Theft	Rate	
2004	881	2	2	12	32	136	613	84	3,125	
2003	977	0	9	10	46	141	671	100	3,465	
2002	1,003	0	4	10	42	154	698	95	3,557	
2001	1,008	0	15	7	37	120	735	94	3,575	
2000	1,060	2	4	21	40	169	743	81	3,760	
1999	856	0	3	9	24	151	600	69	3,225	
1998	693	0	1	11	32	131	454	64	2,611	
1997	604	0	2	2	25	111	393	71	2,276	
1996	682	0	2	8	22	146	433	71	2,570	
1995	781	1	4	4	25	158	504	85	2,943	
1994	769	1	0	4	21	150	473	120	2,848	
1993	940	0	1	7	17	190	577	148	3,481	

Lincoln

		Population 20,898					County Providence			
Year	Crime Index Total	Murder	Rape	Robbery	Aggravated Assault	Burglary	Larceny	Motor Vehicle Theft	Rate	
2004	465	0	1	2	17	56	350	39	2,225	
2003	429	0	0	5	3	60	329	32	2,053	
2002	465	0	0	6	1	65	332	61	2,225	
2001	481	0	0	2	3	68	356	52	2,302	
2000	447	0	0	10	8	73	307	49	2,139	
1999	420	2	0	0	5	52	308	53	2,328	
1998	517	0	0	0	15	76	374	52	2,865	
1997	507	0	0	4	10	95	346	52	2,810	
1996	700	0	0	3	29	103	506	59	3,879	
1995	725	0	0	3	9	93	519	101	4,018	
1994	696	0	1	5	1	116	486	87	3,866	
1993	716	1	8	3	3	100	467	134	3,977	

Crime Index Offenses / Crime Rates Listed by Jurisdiction

Little Compton

		Population 3,593					County Newport			
Year	Crime Index Total	Murder	Rape	Robbery	Aggravated Assault	Burglary	Larceny	Motor Vehicle Theft	Rate	
2004	57	0	0	0	0	25	30	2	1,586	
2003	35	0	1	0	3	6	25	0	974	
2002	41	0	0	0	1	10	29	1	1,141	
2001	68	0	0	0	2	13	53	0	1,893	
2000	72	0	0	0	0	19	51	2	2,004	
1999	46	1	0	0	1	18	24	2	1,367	
1998	61	0	0	0	0	14	47	0	1,812	
1997	47	0	0	0	2	8	35	2	1,396	
1996	31	0	0	0	1	7	23	0	921	
1995	40	0	0	0	0	7	32	1	1,198	
1994	28	0	0	0	0	6	18	4	933	
1993	52	0	0	0	0	12	35	5	1,733	

Middletown

		Population 17,334					County Newport			
Year	Crime Index Total	Murder	Rape	Robbery	Aggravated Assault	Burglary	Larceny	Motor Vehicle Theft	Rate	
2004	332	0	6	7	5	67	243	4	1,915	
2003	402	0	1	2	15	73	306	5	2,319	
2002	444	1	7	2	13	69	348	4	2,561	
2001	414	0	4	3	10	79	310	8	2,388	
2000	433	0	4	8	17	59	331	14	2,498	
1999	507	0	6	3	9	66	405	18	2,699	
1998	516	0	4	4	29	70	388	21	2,746	
1997	513	0	5	5	19	75	397	12	2,730	
1996	616	0	7	6	20	107	452	24	2,279	
1995	427	0	2	3	19	56	334	13	2,850	
1994	310	0	1	2	5	40	252	10	1,631	
1993	575	0	5	5	146	43	353	23	3,026	

Crime Index Offenses / Crime Rates Listed by Jurisdiction

Narragansett

		Population 16,361					County Washington			
Year	Crime Index Total	Murder	Rape	Robbery	Aggravated Assault	Burglary	Larceny	Motor Vehicle Theft	Rate	
2004	312	0	3	1	8	59	238	3	1,907	
2003	379	0	3	1	11	51	305	8	2,316	
2002	356	0	4	0	13	56	270	13	2,176	
2001	458	0	2	0	14	86	347	9	2,799	
2000	462	0	2	6	25	87	329	13	2,824	
1999	424	0	2	1	14	63	327	17	2,829	
1998	471	0	5	1	18	90	331	26	3,143	
1997	449	0	2	1	19	97	306	24	2,996	
1996	449	1	1	3	29	102	299	14	2,996	
1995	463	0	7	3	46	93	293	21	3,090	
1994	512	0	3	2	69	120	293	25	3,413	
1993	499	0	4	1	59	149	263	23	3,326	

New Shoreham

		Population 1,010					County Washington			
Year	Crime Index Total	Murder	Rape	Robbery	Aggravated Assault	Burglary	Larceny	Motor Vehicle Theft	Rate	
2004	70	0	0	0	3	8	53	6	6,931	
2003	75	0	0	0	2	5	64	4	7,426	
2002	81	0	0	0	0	12	62	7	8,020	
2001	85	0	0	0	0	14	66	5	8,416	
2000	88	0	0	0	2	7	68	11	8,713	
1999	145	0	0	0	14	10	112	9	17,34	
1998	135	0	0	0	2	11	109	13	16,14	
1997	139	0	0	0	4	16	109	10	16,62	
1996	92	0	0	0	1	8	69	14	11,00	
1995	113	0	0	0	3	12	93	5	13,51	
1994	135	0	0	0	10	11	108	6	13,50	
1993	119	0	0	0	3	7	107	2	11,90	

Crime Index Offenses / Crime Rates Listed by Jurisdiction

Newport

		Population 26,475					County Newport			
Year	Crime Index Total	Murder	Rape	Robbery	Aggravated Assault	Burglary	Larceny	Motor Vehicle Theft	Rate	
2004	1,392	0	14	19	114	289	892	64	5,258	
2003	1,434	1	24	13	76	293	953	74	5,416	
2002	1,576	0	13	20	109	307	1,066	61	5,953	
2001	1,630	0	10	38	119	397	994	72	6,157	
2000	1,583	2	19	29	102	348	1,003	80	5,979	
1999	1,592	0	7	26	117	302	1,074	66	5,799	
1998	1,814	0	14	32	166	434	1,102	66	6,607	
1997	2,188	2	24	30	174	455	1,421	82	7,969	
1996	2,115	0	12	47	187	501	1,281	87	7,704	
1995	2,289	0	15	36	211	474	1,456	97	8,109	
1994	2,165	0	14	40	225	508	1,308	70	7,732	
1993	2,366	1	17	49	221	504	1,483	91	8,450	

North Kingstown

		Population 26,326					County Washington			
Year	Crime Index Total	Murder	Rape	Robbery	Aggravated Assault	Burglary	Larceny	Motor Vehicle Theft	Rate	
2004	486	0	10	0	31	77	347	21	1,846	
2003	518	0	7	1	11	76	400	23	1,968	
2002	571	1	4	0	12	93	431	30	2,169	
2001	703	0	6	1	15	100	547	34	2,670	
2000	569	0	3	0	16	126	402	22	2,161	
1999	488	2	5	2	27	114	316	22	2,052	
1998	557	0	2	1	17	136	384	17	2,342	
1997	687	0	2	1	27	158	463	36	2,888	
1996	552	0	0	5	25	111	391	20	2,321	
1995	591	0	1	1	48	153	353	35	2,485	
1994	596	0	3	1	14	127	423	28	2,483	
1993	576	0	0	0	18	131	402	25	2,400	

Crime Index Offenses / Crime Rates Listed by Jurisdiction

North Providence

		Population 32,411					County Providence			
Year	Crime Index Total	Murder	Rape	Robbery	Aggravated Assault	Burglary	Larceny	Motor Vehicle Theft	Rate	
2004	616	0	7	12	38	136	364	59	1,901	
2003	614	0	5	8	48	109	383	61	1,894	
2002	663	0	5	21	44	100	415	78	2,046	
2001	700	2	7	12	32	139	419	89	2,160	
2000	575	1	6	9	44	112	310	93	1,774	
1999	548	1	8	9	26	132	305	67	1,708	
1998	560	1	11	3	35	126	321	63	1,745	
1997	560	0	8	9	23	125	309	86	1,745	
1996	742	0	7	21	39	165	425	85	2,312	
1995	819	0	10	15	46	215	440	93	2,552	
1994	942	1	8	17	54	251	462	149	2,943	
1993	946	0	9	13	58	216	508	142	2,956	

North Smithfield

		Population 10,618					County Providence			
Year	Crime Index Total	Murder	Rape	Robbery	Aggravated Assault	Burglary	Larceny	Motor Vehicle Theft	Rate	
2004	172	0	1	2	4	43	110	12	1,620	
2003	236	0	3	2	8	44	175	4	2,223	
2002	228	0	0	0	9	37	178	4	2,147	
2001	238	0	1	5	2	32	186	12	2,241	
2000	224	0	4	2	6	31	174	7	2,110	
1999	251	0	0	2	11	30	200	8	2,391	
1998	252	0	3	0	14	54	163	18	2,401	
1997	215	0	2	3	11	36	152	11	2,048	
1996	235	0	1	0	42	39	133	20	2,239	
1995	216	0	0	1	42	37	122	14	2,058	
1994	202	0	0	1	43	32	117	9	2,020	
1993	273	0	0	1	56	64	138	14	2,730	

Crime Index Offenses / Crime Rates Listed by Jurisdiction

Pawtucket

		Population 72,958					County Providence			
Year	Crime Index Total	Murder	Rape	Robbery	Aggravated Assault	Burglary	Larceny	Motor Vehicle Theft	Rate	
2004	2,963	1	27	80	130	483	1,842	400	4,061	
2003	2,782	2	37	74	143	468	1,674	384	3,813	
2002	3,209	1	34	78	147	574	1,917	458	4,398	
2001	2,994	2	39	74	180	505	1,744	450	4,104	
2000	2,943	0	45	91	239	514	1,634	420	4,034	
1999	3,043	1	39	89	152	591	1,712	459	4,189	
1998	2,701	0	33	67	194	528	1,471	408	3,718	
1997	2,634	1	28	78	105	677	1,289	456	3,626	
1996	3,137	0	27	110	153	857	1,583	407	4,318	
1995	3,367	2	30	116	164	885	1,734	436	4,635	
1994	3,448	4	25	107	150	931	1,690	541	4,723	
1993	4,207	2	29	117	166	1,227	1,898	768	5,763	

Portsmouth

		Population 17,149					County Newport			
Year	Crime Index Total	Murder	Rape	Robbery	Aggravated Assault	Burglary	Larceny	Motor Vehicle Theft	Rate	
2004	296	0	2	2	12	73	194	13	1,726	
2003	279	0	4	2	11	62	186	14	1,627	
2002	253	0	2	1	17	39	189	5	1,475	
2001	302	0	1	0	15	44	229	13	1,761	
2000	285	0	9	4	16	55	190	11	1,662	
1999	306	0	15	0	19	48	220	4	1,762	
1998	343	0	8	0	25	62	240	8	1,975	
1997	293	0	9	0	15	58	201	10	1,687	
1996	300	0	3	3	9	46	226	13	1,728	
1995	261	0	1	2	10	46	188	14	1,548	
1994	271	0	2	0	21	44	180	24	1,594	
1993	225	0	4	2	18	46	135	20	1,323	

Crime Index Offenses / Crime Rates Listed by Jurisdiction

Providence

Year	Crime Index Total	Murder	Rape	Robbery	Aggravated		Burglary	Larceny	Motor Vehicle	Rate
					Assault	Theft				
		Population				County				
		173,618				Providence				
2004	11,482	17	94	412	559	1,688	6,412	2,300	6,613	
2003	12,478	18	133	515	729	1,682	6,756	2,645	7,187	
2002	13,864	23	109	550	620	2,186	7,515	2,861	7,985	
2001	14,185	23	111	595	714	2,284	7,387	3,071	8,170	
2000	12,840	30	82	552	506	2,289	6,617	2,764	7,396	
1999	12,156	26	80	463	572	2,101	6,637	2,277	7,563	
1998	11,191	16	88	362	582	2,140	5,992	2,011	6,963	
1997	11,316	12	101	421	474	2,317	5,881	2,110	7,040	
1996	13,106	16	77	445	495	2,934	6,720	2,419	8,154	
1995	13,999	25	98	570	530	3,534	7,150	2,092	8,710	
1994	13,681	21	115	554	631	3,606	6,286	2,468	8,497	
1993	15,162	22	114	636	601	4,240	6,433	3,116	9,417	

Rhode Island State Police

Year	Crime Index Total	Murder	Rape	Robbery	Aggravated		Burglary	Larceny	Motor Vehicle
					Assault	Theft			
						County			
						State Agency			
2004	370	0	12	1	37	31	232	57	
2003	422	3	38	4	29	38	265	45	
2002	416	6	29	3	49	52	220	57	
2001	480	2	21	4	32	42	319	60	
2000	478	2	32	4	29	95	296	20	
1999	498	2	30	14	56	58	311	27	
1998	449	0	22	5	34	56	300	32	
1997	539	3	39	7	78	77	307	28	
1996	467	1	36	4	92	78	224	32	
1995	613	0	23	0	129	89	317	55	
1994	579	3	22	3	103	92	285	71	
1993	539	3	21	5	60	87	308	55	

Crime Index Offenses / Crime Rates Listed by Jurisdiction

Richmond

		Population 7,222					County Washington			
Year	Crime Index Total	Murder	Rape	Robbery	Aggravated Assault	Burglary	Larceny	Motor Vehicle Theft	Rate	
2004	97	0	1	0	0	7	87	2	1,343	
2003	86	0	2	1	1	14	64	4	1,191	
2002	59	0	1	0	3	8	47	0	817	
2001	85	0	0	0	12	8	60	5	1,177	
2000	87	0	0	0	21	7	56	3	1,205	
1999	89	0	0	1	7	10	69	2	1,663	
1998	126	0	1	0	10	14	98	3	2,355	
1997	107	0	0	0	11	17	75	4	2,000	
1996	87	0	2	0	7	13	62	3	1,626	
1995	93	0	0	0	11	12	64	6	1,738	
1994	93	0	0	1	35	12	45	0	1,860	
1993	69	0	0	0	17	12	40	0	1,380	

Scituate

		Population 10,324					County Providence			
Year	Crime Index Total	Murder	Rape	Robbery	Aggravated Assault	Burglary	Larceny	Motor Vehicle Theft	Rate	
2004	122	0	1	1	5	35	72	8	1,182	
2003	110	0	0	0	6	32	66	6	1,065	
2002	155	0	1	0	6	36	106	6	1,501	
2001	139	0	2	0	4	30	100	3	1,346	
2000	98	0	0	0	5	40	50	3	949	
1999	86	0	2	0	3	14	63	4	878	
1998	103	1	1	0	3	18	76	4	1,051	
1997	99	0	0	0	5	29	62	3	1,011	
1996	125	0	1	0	5	30	82	7	1,276	
1995	132	0	1	0	8	27	95	1	1,347	
1994	134	0	1	0	4	43	81	5	1,340	
1993	133	0	0	0	4	50	74	5	1,330	

Crime Index Offenses / Crime Rates Listed by Jurisdiction

Smithfield

		Population 20,613					County Providence			
Year	Crime Index Total	Murder	Rape	Robbery	Aggravated Assault	Burglary	Larceny	Motor Vehicle Theft	Rate	
2004	279	0	2	0	7	42	216	12	1,354	
2003	314	0	1	0	5	41	256	11	1,523	
2002	382	0	2	4	9	44	314	9	1,853	
2001	298	1	6	6	9	40	230	6	1,446	
2000	283	0	5	0	5	34	233	6	1,373	
1999	299	0	1	2	5	45	227	19	1,560	
1998	308	1	2	2	9	36	243	15	1,607	
1997	281	0	3	2	8	51	191	26	1,466	
1996	313	0	1	1	11	65	211	24	1,633	
1995	282	1	2	1	12	38	202	26	1,472	
1994	260	0	2	5	10	58	156	29	1,368	
1993	282	0	4	3	8	54	170	43	1,484	

South Kingstown

		Population 27,921					County Washington			
Year	Crime Index Total	Murder	Rape	Robbery	Aggravated Assault	Burglary	Larceny	Motor Vehicle Theft	Rate	
2004	355	0	2	3	8	63	261	18	1,271	
2003	351	0	7	5	12	69	243	15	1,257	
2002	394	0	7	3	17	87	268	12	1,411	
2001	504	2	4	9	7	100	361	21	1,805	
2000	588	2	5	12	23	140	371	35	2,106	
1999	559	0	11	5	9	118	379	37	2,269	
1998	606	0	3	3	16	135	403	46	2,460	
1997	493	1	5	4	9	133	312	29	2,002	
1996	525	0	3	2	12	113	374	21	2,131	
1995	629	0	10	1	13	90	484	31	2,554	
1994	494	0	9	3	17	104	337	24	1,976	
1993	459	0	9	2	12	91	323	22	1,836	

Crime Index Offenses / Crime Rates Listed by Jurisdiction

Tiverton

		Population 15,260					County Newport		
Year	Crime Index Total	Murder	Rape	Robbery	Aggravated Assault	Burglary	Larceny	Motor Vehicle Theft	Rate
2004	336	0	7	7	6	88	211	17	2,202
2003	306	0	3	0	15	75	186	27	2,005
2002	245	0	2	2	5	60	156	20	1,606
2001	293	1	2	2	18	72	186	12	1,920
2000	292	0	0	1	10	52	222	7	1,913
1999	225	0	3	1	4	51	160	6	1,552
1998	273	0	1	1	13	67	181	10	1,883
1997	263	1	2	4	13	60	171	12	1,814
1996	265	1	3	0	17	48	181	15	1,828
1995	352	0	1	4	2	96	232	17	2,359
1994	315	1	0	3	14	49	218	30	2,178
1993	370	0	0	7	2	99	228	34	2,642

URI

		County State Agency						
Year	Crime Index Total	Murder	Rape	Robbery	Aggravated Assault	Burglary	Larceny	Motor Vehicle Theft
2004	220	0	4	3	4	53	149	7
2003	270	0	0	2	2	34	224	8
2002	251	0	2	1	2	45	195	6
2001	231	0	0	0	1	7	216	7
2000	286	0	0	0	2	13	266	5
1999	271	0	2	1	1	13	248	6
1998	239	0	0	1	3	15	216	4
1997	234	0	0	0	3	12	212	7
1996	270	0	1	0	4	18	243	4
1995	280	0	0	0	2	19	251	8
1994	277	0	0	0	6	25	236	10
1993	260	0	0	0	6	16	235	3

Crime Index Offenses / Crime Rates Listed by Jurisdiction

Warren

		Population 11,360					County Bristol			
Year	Crime Index Total	Murder	Rape	Robbery	Aggravated Assault	Burglary	Larceny	Motor Vehicle Theft	Rate	
2004	212	0	3	1	14	29	156	9	1,866	
2003	227	0	4	0	11	19	180	13	1,998	
2002	336	0	2	1	13	35	277	8	2,958	
2001	348	0	13	0	34	51	237	13	3,063	
2000	273	0	10	0	18	38	199	8	2,403	
1999	287	0	12	0	11	23	237	4	2,535	
1998	305	0	9	1	22	29	233	11	2,694	
1997	319	0	9	3	22	44	228	13	2,818	
1996	388	0	7	3	14	56	296	12	3,427	
1995	297	0	1	0	1	47	229	19	2,609	
1994	369	0	0	0	0	41	305	23	3,354	
1993	360	0	1	0	0	61	280	18	3,272	

Warwick

		Population 85,808					County Kent			
Year	Crime Index Total	Murder	Rape	Robbery	Aggravated Assault	Burglary	Larceny	Motor Vehicle Theft	Rate	
2004	2,771	0	20	23	69	294	2,161	204	3,229	
2003	2,687	0	36	27	66	341	2,038	179	3,131	
2002	2,931	2	17	34	76	384	2,084	334	3,416	
2001	3,050	2	24	33	75	447	2,167	302	3,554	
2000	2,787	0	12	31	126	388	1,985	245	3,248	
1999	2,770	0	16	20	126	355	2,026	227	3,228	
1998	2,911	1	13	21	146	362	2,114	254	3,392	
1997	3,140	2	14	25	163	437	2,209	290	3,659	
1996	3,422	1	17	29	195	461	2,397	322	3,987	
1995	3,770	1	12	23	206	527	2,654	347	4,413	
1994	3,891	2	14	33	283	435	2,604	520	4,577	
1993	3,960	3	17	35	308	517	2,444	636	4,658	

Crime Index Offenses / Crime Rates Listed by Jurisdiction

West Greenwich

		Population 5,085					County Kent			
Year	Crime Index Total	Murder	Rape	Robbery	Aggravated Assault	Burglary	Larceny	Motor Vehicle Theft	Rate	
2004	80	0	0	0	3	8	66	3	1,573	
2003	126	0	0	0	5	21	92	8	2,478	
2002	99	0	0	0	0	14	79	6	1,947	
2001	68	0	0	0	0	11	56	1	1,337	
2000	69	0	0	1	0	9	55	4	1,357	
1999	75	0	0	0	1	21	52	1	1,893	
1998	79	0	0	0	1	20	55	3	1,993	
1997	90	0	0	0	2	20	66	2	2,271	
1996	80	0	0	1	3	39	34	3	2,019	
1995	108	0	0	0	21	22	63	2	3,093	
1994	127	0	0	0	42	22	61	2	4,233	
1993	103	0	0	0	18	14	68	3	3,433	

West Warwick

		Population 29,581					County Kent			
Year	Crime Index Total	Murder	Rape	Robbery	Aggravated Assault	Burglary	Larceny	Motor Vehicle Theft	Rate	
2004	657	0	13	13	42	95	443	51	2,221	
2003	559	1	16	12	48	87	367	28	1,890	
2002	726	1	9	10	49	148	495	14	2,454	
2001	741	0	6	7	35	149	530	14	2,505	
2000	697	0	9	18	42	93	495	40	2,356	
1999	837	0	12	8	40	121	608	48	2,860	
1998	956	0	12	13	192	122	563	54	3,267	
1997	1,320	0	4	7	447	174	641	47	4,511	
1996	1,281	1	3	7	424	170	616	60	4,378	
1995	1,325	1	2	7	394	208	653	60	4,527	
1994	1,155	0	5	8	250	162	659	71	3,982	
1993	1,037	0	4	4	139	222	601	67	3,575	

Crime Index Offenses / Crime Rates Listed by Jurisdiction

Westerly

		Population 22,966					County Washington			
Year	Crime Index Total	Murder	Rape	Robbery	Aggravated Assault	Burglary	Larceny	Motor Vehicle Theft	Rate	
2004	592	0	4	2	19	67	473	27	2,578	
2003	654	0	15	0	19	89	510	21	2,848	
2002	365	1	2	2	5	58	278	19	1,589	
2001	393	0	6	0	8	75	294	10	1,711	
2000	378	1	5	1	10	103	253	5	1,646	
1999	350	0	3	1	11	76	244	15	1,620	
1998	296	0	1	3	11	68	203	10	1,370	
1997	305	0	3	4	7	68	208	15	1,412	
1996	367	0	2	1	2	81	266	15	1,699	
1995	375	1	0	1	21	86	249	17	1,736	
1994	376	0	0	2	4	102	245	23	1,709	
1993	329	2	0	2	10	84	214	17	1,495	

Woonsocket

		Population 43,224					County Providence			
Year	Crime Index Total	Murder	Rape	Robbery	Aggravated Assault	Burglary	Larceny	Motor Vehicle Theft	Rate	
2004	1,335	4	34	25	113	269	785	105	3,089	
2003	1,503	0	48	29	106	307	919	94	3,477	
2002	1,551	2	51	48	106	327	894	123	3,588	
2001	1,482	1	60	46	130	338	784	123	3,429	
2000	1,218	3	33	23	95	298	645	121	2,818	
1999	1,064	0	16	19	87	313	535	94	2,425	
1998	1,056	3	20	27	104	256	527	119	2,407	
1997	1,239	1	21	22	122	269	671	133	2,824	
1996	1,196	1	5	42	99	248	698	103	2,726	
1995	1,095	1	5	28	78	251	636	96	2,496	
1994	1,128	3	13	16	116	288	567	125	2,563	
1993	1,125	1	11	27	104	238	626	118	2,556	

Full-Time Police Employee Data

Officer counts are inclusive of all sworn personnel that have full arrest powers, and carry a weapon. Civilian counts are inclusive of all employees of the agency (dispatchers, clerks, meter attendants).

Barrington

	Sworn Male	Sworn Female	Civilian Male	Civilian Female	Total
2004	23	1	5	2	31
2003	22	1	5	2	30
2002	23	1	3	2	29
2001	23	1	5	2	31
2000	23	1	4	2	30
1999	23	1	2	4	30
1998	24	0	3	4	31
1997	23	1	3	4	31
1996	23	1	1	2	27
1995	23	1	3	4	31
1994	24	0	2	3	29
1993	24	0	3	3	30

Bristol

	Sworn Male	Sworn Female	Civilian Male	Civilian Female	Total
2004	36	1	4	7	48
2003	34	2	5	6	47
2002	35	2	5	5	47
2001	37	2	6	5	50
2000	36	2	5	5	48
1999	33	1	4	5	43
1998	33	1	4	5	43
1997	36	0	4	5	45
1996	35	0	6	5	46
1995	36	0	5	5	46
1994	33	0	5	3	41
1993	35	0	6	3	44

Full-Time Police Employee Data

Brown University

	Sworn Male	Sworn Female	Civilian Male	Civilian Female	Total
2004	27	3	19	10	59
2003	26	4	22	13	65
2002	26	3	17	13	59
2001	21	3	17	13	54
2000	21	2	23	12	58
1999	21	3	24	13	61
1998	22	3	30	16	71
1997	20	3	23	15	61
1996	21	3	21	14	59
1995	19	2	26	16	63
1994	18	3	24	13	58
1993	17	2	23	13	55

Burrillville

	Sworn Male	Sworn Female	Civilian Male	Civilian Female	Total
2004	23	2	5	5	35
2003	23	2	5	5	35
2002	23	2	4	4	33
2001	23	2	4	4	33
2000	21	2	3	3	29
1999	21	1	3	4	29
1998	22	1	3	4	30
1997	20	1	3	4	28
1996	20	1	2	4	27
1995	19	1	2	4	26
1994	20	1	2	4	27
1993	17	1	2	4	24

Full-Time Police Employee Data

Central Falls

	Sworn Male	Sworn Female	Civilian Male	Civilian Female	Total
2004	32	2	1	8	43
2003	35	2	1	8	46
2002	32	2	1	6	41
2001	35	2	1	9	47
2000	31	1	1	5	38
1999	36	0	3	2	41
1998	38	0	4	4	46
1997	40	0	0	1	41
1996	40	0	0	1	41
1995	40	0	0	1	41
1994	37	0	0	1	38
1993	37	0	1	1	39

Charlestown

	Sworn Male	Sworn Female	Civilian Male	Civilian Female	Total
2004	21	0	2	3	26
2003	21	0	2	3	26
2002	20	0	2	3	25
2001	19	0	3	2	24
2000	20	0	3	2	25
1999	18	0	3	2	23
1998	17	0	5	0	22
1997	16	1	3	2	22
1996	16	1	2	3	22
1995	17	0	2	3	22
1994	17	0	2	3	22
1993	17	0	2	3	22

Full-Time Police Employee Data

Coventry

	Sworn Male	Sworn Female	Civilian Male	Civilian Female	Total
2004	52	4	4	7	67
2003	52	4	5	8	69
2002	50	4	6	7	67
2001	47	4	5	5	61
2000	49	3	6	7	65
1999	47	3	6	7	63
1998	47	3	5	7	62
1997	47	3	4	9	63
1996	47	3	4	9	63
1995	47	3	4	9	63
1994	47	3	4	9	63
1993	46	4	4	9	63

Cranston

	Sworn Male	Sworn Female	Civilian Male	Civilian Female	Total
2004	138	11	12	24	185
2003	139	10	12	27	188
2002	128	10	12	21	171
2001	139	10	10	20	179
2000	139	10	12	23	184
1999	140	9	6	16	171
1998	137	8	12	22	179
1997	137	8	11	19	175
1996	137	8	12	19	176
1995	137	8	10	19	174
1994	137	8	21	11	177
1993	138	6	9	21	174

Full-Time Police Employee Data

Cumberland

	Sworn Male	Sworn Female	Civilian Male	Civilian Female	Total
2004	43	3	7	2	55
2003	44	2	6	2	54
2002	45	2	6	2	55
2001	44	3	7	2	56
2000	44	7	3	2	56
1999	42	3	6	2	53
1998	42	3	7	2	54
1997	42	3	6	2	53
1996	41	3	6	1	51
1995	41	2	6	1	50
1994	41	2	6	1	50
1993	41	2	6	3	52

DEM

	Sworn Male	Sworn Female	Civilian Male	Civilian Female	Total
2004	29	4	6	3	42
2003	27	5	5	3	40
2002	26	4	3	4	37
2001	33	4	4	4	45
2000	34	4	5	4	47
1999	34	3	5	4	46
1998	33	3	5	5	46
1997	33	4	5	4	46
1996	33	4	5	4	46
1995	34	4	5	5	48
1994	34	2	6	4	46
1993	36	3	3	3	45

Full-Time Police Employee Data

East Greenwich

	Sworn Male	Sworn Female	Civilian Male	Civilian Female	Total
2004	31	2	4	5	42
2003	30	1	4	5	40
2002	31	1	4	5	41
2001	29	1	4	4	38
2000	31	3	2	3	39
1999	30	3	4	1	38
1998	29	3	2	4	38
1997	29	4	2	3	38
1996	30	3	5	0	38
1995	29	3	1	3	36
1994	29	3	1	3	36
1993	30	4	0	2	36

East Providence

	Sworn Male	Sworn Female	Civilian Male	Civilian Female	Total
2004	92	4	12	9	117
2003	95	3	13	13	124
2002	89	3	11	9	112
2001	91	3	11	9	114
2000	93	3	13	9	118
1999	88	3	12	9	112
1998	88	4	12	10	114
1997	87	4	9	8	108
1996	82	3	11	8	104
1995	85	3	11	7	106
1994	91	4	11	9	115
1993	87	4	10	10	111

Full-Time Police Employee Data

Foster

	Sworn Male	Sworn Female	Civilian Male	Civilian Female	Total
2004	7	0	0	4	11
2003	7	0	1	4	12
2002	7	0	2	7	16
2001	7	0	1	8	16
2000	7	0	1	4	12
1999	7	0	0	5	12
1998	7	0	0	4	11
1997	7	0	0	4	11
1996	7	0	0	4	11
1995	6	0	0	4	10
1994	6	0	0	4	10
1993	6	0	0	4	10

Glocester

	Sworn Male	Sworn Female	Civilian Male	Civilian Female	Total
2004	13	1	5	0	19
2003	13	1	5	0	19
2002	12	1	4	0	17
2001	12	1	4	0	17
2000	12	1	4	0	17
1999	9	0	4	0	13
1998	11	0	4	0	15
1997	11	0	4	0	15
1996	10	0	4	0	14
1995	10	0	4	0	14
1994	10	0	3	1	14
1993	9	0	3	1	13

Full-Time Police Employee Data

Hopkinton

	Sworn Male	Sworn Female	Civilian Male	Civilian Female	Total
2004	15	1	3	2	21
2003	15	1	3	2	21
2002	15	1	3	2	21
2001	15	1	3	2	21
2000	12	0	3	2	17
1999	11	0	3	2	16
1998	12	0	3	2	17
1997	10	0	3	2	15
1996	9	0	3	2	14
1995	10	0	3	2	15
1994	10	0	3	2	15
1993	10	0	3	2	15

Jamestown

	Sworn Male	Sworn Female	Civilian Male	Civilian Female	Total
2004	11	2	3	1	17
2003	11	2	4	0	17
2002	12	1	4	1	18
2001	13	1	4	1	19
2000	11	1	3	1	16
1999	11	1	3	1	16
1998	11	2	3	1	17
1997	11	2	3	1	17
1996	11	2	3	1	17
1995	13	1	3	1	18
1994	12	1	2	1	16
1993	13	0	2	1	16

Full-Time Police Employee Data

Johnston

	Sworn Male	Sworn Female	Civilian Male	Civilian Female	Total
2004	68	3	4	13	88
2003	71	4	3	14	92
2002	67	2	1	17	87
2001	67	2	3	14	86
2000	72	2	3	14	91
1999	64	1	2	13	80
1998	67	1	0	16	84
1997	73	2	5	14	94
1996	65	3	3	14	85
1995	64	3	4	13	84
1994	57	2	5	12	76
1993	58	2	7	10	77

Lincoln

	Sworn Male	Sworn Female	Civilian Male	Civilian Female	Total
2004	30	2	4	4	40
2003	31	3	5	3	42
2002	30	2	6	2	40
2001	29	1	5	3	38
2000	31	1	4	3	39
1999	30	1	3	2	36
1998	31	1	3	2	37
1997	31	2	3	2	38
1996	31	1	3	2	37
1995	32	1	5	2	40
1994	31	1	3	2	37
1993	31	1	3	2	37

Full-Time Police Employee Data

Little Compton

	Sworn Male	Sworn Female	Civilian Male	Civilian Female	Total
2004	7	0	3	1	11
2003	9	0	3	1	13
2002	10	0	3	1	14
2001	10	0	3	1	14
2000	9	0	2	1	12
1999	9	0	1	3	13
1998	8	0	1	3	12
1997	8	0	1	3	12
1996	8	0	1	3	12
1995	8	0	2	2	12
1994	8	0	1	3	12
1993	8	0	1	3	12

Middletown

	Sworn Male	Sworn Female	Civilian Male	Civilian Female	Total
2004	31	3	2	2	38
2003	35	3	1	2	41
2002	35	3	2	2	42
2001	35	2	1	2	40
2000	36	2	2	2	42
1999	35	3	2	2	42
1998	35	3	2	1	41
1997	34	3	2	2	41
1996	34	3	2	2	41
1995	35	3	1	2	41
1994	35	3	1	2	41
1993	35	3	1	2	41

Full-Time Police Employee Data

Narragansett

	Sworn Male	Sworn Female	Civilian Male	Civilian Female	Total
2004	38	2	3	9	52
2003	36	2	3	9	50
2002	37	1	1	10	49
2001	35	1	3	9	48
2000	33	1	2	10	46
1999	31	2	2	10	45
1998	32	2	1	7	42
1997	32	2	1	7	42
1996	32	2	1	6	41
1995	32	2	3	6	43
1994	32	2	3	6	43
1993	33	1	3	7	44

New Shoreham

	Sworn Male	Sworn Female	Civilian Male	Civilian Female	Total
2004	4	0	0	5	9
2003	4	0	1	4	9
2002	4	0	1	5	10
2001	4	0	0	5	9
2000	4	0	0	4	8
1999	4	0	0	0	4
1998	3	0	0	0	3
1997	3	0	1	4	8
1996	3	0	1	4	8
1995	3	0	0	2	5
1994	3	0	0	3	6
1993	3	0	0	4	7

Full-Time Police Employee Data

Newport

	Sworn Male	Sworn Female	Civilian Male	Civilian Female	Total
2004	80	5	8	14	107
2003	81	6	8	14	109
2002	78	6	8	15	107
2001	82	5	8	16	111
2000	77	6	8	14	105
1999	80	6	9	14	109
1998	81	4	8	14	107
1997	81	2	7	14	104
1996	87	2	8	14	111
1995	88	2	8	15	113
1994	88	3	8	14	113
1993	84	3	8	13	108

North Kingstown

	Sworn Male	Sworn Female	Civilian Male	Civilian Female	Total
2004	48	3	4	7	62
2003	49	3	4	7	63
2002	50	3	5	8	66
2001	46	2	7	8	63
2000	47	1	7	7	62
1999	47	1	3	7	58
1998	46	1	5	7	59
1997	46	2	3	5	56
1996	47	2	3	5	57
1995	47	2	5	6	60
1994	47	2	3	5	57
1993	48	1	5	6	60

Full-Time Police Employee Data

North Providence

	Sworn Male	Sworn Female	Civilian Male	Civilian Female	Total
2004	68	3	15	9	95
2003	68	3	13	9	93
2002	67	4	12	10	93
2001	64	3	16	8	91
2000	67	3	12	10	92
1999	65	4	13	9	91
1998	63	4	14	9	90
1997	65	5	14	10	94
1996	66	5	15	10	96
1995	63	5	13	10	91
1994	60	3	12	8	83
1993	51	2	11	7	71

North Smithfield

	Sworn Male	Sworn Female	Civilian Male	Civilian Female	Total
2004	20	2	3	3	28
2003	20	2	2	2	26
2002	19	2	2	2	25
2001	18	2	1	3	24
2000	19	2	1	3	25
1999	18	2	2	2	24
1998	18	2	2	2	24
1997	17	2	1	3	23
1996	14	2	1	3	20
1995	17	2	2	3	24
1994	16	2	2	3	23
1993	17	2	2	3	24

Full-Time Police Employee Data

Pawtucket

	Sworn Male	Sworn Female	Civilian Male	Civilian Female	Total
2004	144	9	10	22	185
2003	143	10	10	22	185
2002	140	8	9	22	179
2001	134	8	5	24	171
2000	145	7	31	27	210
1999	141	7	7	52	207
1998	133	6	16	22	177
1997	142	6	7	22	177
1996	142	6	6	21	175
1995	142	6	14	11	173
1994	141	4	12	18	175
1993	146	4	11	17	178

Portsmouth

	Sworn Male	Sworn Female	Civilian Male	Civilian Female	Total
2004	31	2	1	2	36
2003	29	3	0	2	34
2002	28	3	0	2	33
2001	29	3	0	2	34
2000	29	3	0	2	34
1999	25	3	0	2	30
1998	26	3	0	1	30
1997	26	1	0	2	29
1996	26	1	0	2	29
1995	26	1	0	2	29
1994	27	0	0	2	29
1993	27	0	3	0	30

Full-Time Police Employee Data

Providence

	Sworn Male	Sworn Female	Civilian Male	Civilian Female	Total
2004	430	34	27	51	542
2003	430	33	24	57	544
2002	449	34	34	63	580
2001	426	30	30	58	544
2000	428	33	31	70	562
1999	434	30	30	55	549
1998	432	33	25	60	550
1997	435	33	15	23	506
1996	408	27	19	47	501
1995	394	28	21	49	492
1994	422	28	21	44	515
1993	384	26	5	35	450

Richmond

	Sworn Male	Sworn Female	Civilian Male	Civilian Female	Total
2004	11	0	1	2	14
2003	11	0	1	3	15
2002	10	0	1	3	14
2001	8	1	2	3	14
2000	7	1	2	3	13
1999	7	1	3	2	13
1998	7	1	3	2	13
1997	6	1	3	2	12
1996	6	0	1	2	9
1995	6	0	1	1	8
1994	5	0	1	0	6
1993	5	0	5	0	10

Full-Time Police Employee Data

Scituate

	Sworn Male	Sworn Female	Civilian Male	Civilian Female	Total
2004	17	0	4	2	23
2003	18	0	4	4	26
2002	18	0	4	2	24
2001	17	0	4	2	23
2000	16	0	3	3	22
1999	16	1	3	3	23
1998	15	1	3	3	22
1997	15	2	4	2	23
1996	14	1	3	2	20
1995	14	1	3	3	21
1994	14	1	4	2	21
1993	15	0	4	2	21

Smithfield

	Sworn Male	Sworn Female	Civilian Male	Civilian Female	Total
2004	36	2	5	8	51
2003	38	2	5	8	53
2002	35	1	5	7	48
2001	37	1	6	6	50
2000	38	1	5	6	50
1999	35	1	4	6	46
1998	37	1	5	5	48
1997	34	0	4	5	43
1996	34	0	4	5	43
1995	36	0	5	4	45
1994	36	0	4	5	45
1993	36	0	5	3	44

Full-Time Police Employee Data

South Kingstown

	Sworn Male	Sworn Female	Civilian Male	Civilian Female	Total
2004	45	7	9	9	70
2003	48	7	9	9	73
2002	46	6	9	9	70
2001	43	4	9	9	65
2000	42	2	9	9	62
1999	41	2	9	9	61
1998	42	2	3	6	53
1997	42	2	7	7	58
1996	42	2	7	7	58
1995	42	2	7	7	58
1994	41	2	7	7	57
1993	41	2	8	6	57

State Police

	Sworn Male	Sworn Female	Civilian Male	Civilian Female	Total
2004	173	16	26	17	232
2003	183	18	26	17	244
2002	192	19	27	19	257
2001	198	19	28	18	263
2000	200	19	26	19	264
1999	180	17	26	19	242
1998	189	17	25	19	250
1997	168	13	25	17	223
1996	179	14	25	16	234
1995	188	13	31	12	244
1994	193	14	25	17	249
1993	167	13	25	18	223

Full-Time Police Employee Data

Tiverton

	Sworn Male	Sworn Female	Civilian Male	Civilian Female	Total
2004	25	1	4	8	38
2003	25	1	5	3	34
2002	25	1	6	3	35
2001	25	1	6	3	35
2000	25	1	6	3	35
1999	23	1	6	3	33
1998	23	1	6	3	33
1997	23	1	6	3	33
1996	22	1	4	3	30
1995	22	1	6	3	32
1994	22	0	6	2	30
1993	21	0	6	3	30

URI

	Sworn Male	Sworn Female	Civilian Male	Civilian Female	Total
2004	19	3	10	8	40
2003	15	3	10	3	31
2002	15	3	9	5	32
2001	14	3	9	8	34
2000	16	3	11	7	37
1999	16	3	24	13	56
1998	13	3	5	7	28
1997	12	3	4	8	27
1996	13	3	4	6	26
1995	12	4	3	8	27
1994	13	4	8	5	30
1993	15	5	5	6	31

Full-Time Police Employee Data

Warren

	Sworn Male	Sworn Female	Civilian Male	Civilian Female	Total
2004	21	1	4	1	27
2003	21	1	4	1	27
2002	21	1	4	2	28
2001	20	1	4	2	27
2000	20	1	4	2	27
1999	22	0	4	2	28
1998	21	0	4	2	27
1997	20	0	4	2	26
1996	21	0	4	2	27
1995	21	0	3	3	27
1994	21	0	3	3	27
1993	21	0	4	2	27

Warwick

	Sworn Male	Sworn Female	Civilian Male	Civilian Female	Total
2004	157	18	22	28	225
2003	163	17	21	27	228
2002	157	17	24	32	230
2001	147	17	22	26	212
2000	156	14	18	35	223
1999	158	14	18	35	225
1998	161	11	19	30	221
1997	160	11	18	30	219
1996	154	11	19	31	215
1995	155	10	21	31	217
1994	157	10	24	31	222
1993	159	8	24	31	222

Full-Time Police Employee Data

West Greenwich

	Sworn Male	Sworn Female	Civilian Male	Civilian Female	Total
2004	11	0	4	2	17
2003	11	0	4	2	17
2002	10	0	4	2	16
2001	9	0	3	3	15
2000	9	0	2	3	14
1999	8	0	2	3	13
1998	8	0	2	3	13
1997	9	0	5	3	17
1996	7	0	2	3	12
1995	7	0	2	3	12
1994	7	0	2	3	12
1993	7	0	2	3	12

West Warwick

	Sworn Male	Sworn Female	Civilian Male	Civilian Female	Total
2004	55	3	5	7	70
2003	54	3	6	6	69
2002	54	3	3	8	68
2001	54	3	5	7	69
2000	54	3	5	7	69
1999	54	3	6	7	70
1998	57	3	3	3	66
1997	60	3	3	3	69
1996	59	3	3	3	68
1995	58	3	3	3	67
1994	53	3	3	3	62
1993	52	3	3	3	61

Full-Time Police Employee Data

Westerly

	Sworn Male	Sworn Female	Civilian Male	Civilian Female	Total
2004	42	1	6	3	52
2003	47	1	8	4	60
2002	46	1	7	3	57
2001	45	1	9	3	58
2000	41	1	6	3	51
1999	40	2	8	2	52
1998	36	2	8	3	49
1997	37	2	6	3	48
1996	36	2	7	3	48
1995	36	2	6	3	47
1994	36	2	5	3	46
1993	35	2	7	3	47

Woonsocket

	Sworn Male	Sworn Female	Civilian Male	Civilian Female	Total
2004	98	3	9	6	116
2003	97	4	13	8	122
2002	97	4	11	6	118
2001	96	4	11	8	119
2000	96	3	14	5	118
1999	98	3	13	7	121
1998	98	3	13	4	118
1997	94	3	14	2	113
1996	95	3	7	1	106
1995	96	3	6	1	106
1994	99	3	8	1	111
1993	102	3	7	1	113

Arrest Data - 18 years of age and over Statewide Summary

	Total	White	Black	Am. Indian or Alaskan Native	Asian or Pacific Islander
Murder and Non-negligent Manslaughter	19	14	5	0	0
Manslaughter by Negligence	1	0	1	0	0
Forcible Rape	70	58	10	2	0
Robbery	201	138	59	1	3
Aggravated Assault	692	538	140	1	13
Burglary-Breaking or Entering	540	452	83	1	4
Larceny-Theft (Except Motor Vehicle Theft)	2,172	1,725	406	4	37
Motor Vehicle Theft	143	103	36	1	3
Other Assaults (Return A-5e)	4,741	3,796	868	23	54
Arson	23	22	1	0	0
Forgery and Counterfeiting	209	170	32	0	7
Fraud	1,156	1,041	105	3	7
Embezzlement	178	148	26	0	4
Stolen Property: Buying, Receiving, Possessing	380	277	102	0	1
Vandalism	989	844	135	3	7
Weapons: Carrying, Possessing, etc.	401	298	94	1	8
Prostitution and Commercialized Vice	215	160	44	0	11
Sex Offenses (Except Forcible Rape/Prostitution)	78	61	16	1	0
Sale/Manufacturing: Opium or Cocaine	502	314	186	0	2
Sale/Manufacturing: Marijuana	296	230	63	1	2
Sale/Manufacturing: Synthetic Narcotics	4	0	4	0	0
Sale/Manufacturing: Other Dang Non-Narcotic	37	31	6	0	0
Possession: Opium or Cocaine	1,010	772	232	2	4
Possession: Marijuana	1,725	1,414	285	7	19
Possession: Synthetic Narcotics	15	13	2	0	0
Possession: Other Dang Non-Narcotic Drugs	77	69	6	1	1
Gambling: Numbers/Lottery	7	6	1	0	0
Offenses Against Family and Children	77	70	7	0	0
Driving Under the Influence	2,298	2,197	81	4	16
Liquor Laws	845	788	43	0	14
Drunkenness	10	8	2	0	0
Disorderly Conduct	2,564	2,137	398	5	24
Vagrancy	12	5	7	0	0
All Other Offenses (Except Traffic)	13,950	10,560	3,205	50	135
Suspicion	4	1	3	0	0
Curfew and Loitering Law Violations	57	40	16	0	1
Grand Total	35,698	28,500	6,710	111	377

Arrest Data - 18 years of age and over Listed by Jurisdiction

	Total	White	Black	Am. Indian or Alaskan Native	Asian or Pacific Islander
BARRINGTON					
Aggravated Assault	1	1	0	0	0
Burglary-Breaking or Entering	7	7	0	0	0
Larceny-Theft (Except Motor Vehicle Theft)	13	10	3	0	0
Motor Vehicle Theft	1	1	0	0	0
Other Assaults (Return A-5e)	36	33	3	0	0
Forgery and Counterfeiting	2	2	0	0	0
Fraud	2	2	0	0	0
Embezzlement	2	2	0	0	0
Stolen Property: Buying, Receiving, Possessing	4	4	0	0	0
Vandalism	10	10	0	0	0
Weapons: Carrying, Possessing, etc.	1	1	0	0	0
Sale/Manufacturing: Marijuana	1	1	0	0	0
Possession: Opium or Cocaine	2	1	1	0	0
Possession: Marijuana	9	9	0	0	0
Driving Under the Influence	11	11	0	0	0
Liquor Laws	11	11	0	0	0
Disorderly Conduct	17	15	2	0	0
All Other Offenses (Except Traffic)	51	43	7	0	1
TOTAL FOR BARRINGTON	181	164	16	0	1
BRISTOL					
Robbery	2	2	0	0	0
Aggravated Assault	12	11	1	0	0
Burglary-Breaking or Entering	10	10	0	0	0
Larceny-Theft (Except Motor Vehicle Theft)	10	10	0	0	0
Motor Vehicle Theft	2	2	0	0	0
Other Assaults (Return A-5e)	62	58	4	0	0
Forgery and Counterfeiting	1	1	0	0	0
Fraud	3	3	0	0	0
Stolen Property: Buying, Receiving, Possessing	4	3	1	0	0
Vandalism	16	15	1	0	0
Weapons: Carrying, Possessing, etc.	6	5	1	0	0
Sex Offenses (Except Forcible Rape/Prostitution)	2	2	0	0	0
Sale/Manufacturing: Opium or Cocaine	3	2	1	0	0
Sale/Manufacturing: Marijuana	12	11	1	0	0
Possession: Opium or Cocaine	11	10	0	1	0

Arrest Data - 18 Years of Age and Over

	Total	White	Black	Am. Indian or Alaskan Native	Asian or Pacific Islander
Possession: Marijuana	60	58	1	0	1
Offenses Against Family and Children	1	1	0	0	0
Driving Under the Influence	83	81	1	0	1
Liquor Laws	40	40	0	0	0
Disorderly Conduct	37	37	0	0	0
All Other Offenses (Except Traffic)	177	173	4	0	0
TOTAL FOR BRISTOL	554	535	16	1	2

BROWN UNIVERSITY

Aggravated Assault	1	0	0	0	1
Other Assaults (Return A-5e)	1	1	0	0	0
Fraud	1	0	1	0	0
Vandalism	1	1	0	0	0
Disorderly Conduct	1	0	0	1	0
All Other Offenses (Except Traffic)	5	5	0	0	0
TOTAL FOR BROWN UNIVERSITY	10	7	1	1	1

BURRILLVILLE

Forcible Rape	4	4	0	0	0
Aggravated Assault	5	5	0	0	0
Burglary-Breaking or Entering	8	8	0	0	0
Larceny-Theft (Except Motor Vehicle Theft)	2	2	0	0	0
Motor Vehicle Theft	2	2	0	0	0
Other Assaults (Return A-5e)	58	58	0	0	0
Forgery and Counterfeiting	6	6	0	0	0
Fraud	5	5	0	0	0
Vandalism	7	7	0	0	0
Weapons: Carrying, Possessing, etc.	4	4	0	0	0
Sex Offenses (Except Forcible Rape/Prostitution)	2	2	0	0	0
Sale/Manufacturing: Marijuana	10	9	1	0	0
Possession: Opium or Cocaine	2	2	0	0	0
Possession: Marijuana	38	38	0	0	0
Offenses Against Family and Children	1	1	0	0	0
Driving Under the Influence	36	36	0	0	0
Liquor Laws	4	4	0	0	0
Disorderly Conduct	22	21	1	0	0
All Other Offenses (Except Traffic)	94	90	3	1	0
TOTAL FOR BURRILLVILLE	310	304	5	1	0

Arrest Data - 18 Years of Age and Over

	Total	White	Black	Am. Indian or Alaskan Native	Asian or Pacific Islander
CENTRAL FALLS					
Forcible Rape	4	4	0	0	0
Robbery	7	5	2	0	0
Aggravated Assault	49	38	11	0	0
Burglary-Breaking or Entering	14	12	2	0	0
Larceny-Theft (Except Motor Vehicle Theft)	20	17	2	1	0
Other Assaults (Return A-5e)	155	117	38	0	0
Forgery and Counterfeiting	1	1	0	0	0
Fraud	7	7	0	0	0
Embezzlement	1	1	0	0	0
Stolen Property: Buying, Receiving, Possessing	12	11	1	0	0
Vandalism	35	31	4	0	0
Weapons: Carrying, Possessing, etc.	9	7	2	0	0
Prostitution and Commercialized Vice	2	2	0	0	0
Sex Offenses (Except Forcible Rape/Prostitution)	5	4	1	0	0
Sale/Manufacturing: Opium or Cocaine	17	13	4	0	0
Possession: Opium or Cocaine	34	30	4	0	0
Possession: Marijuana	37	27	10	0	0
Possession: Other Dang Non-Narcotic Drugs	2	2	0	0	0
Offenses Against Family and Children	2	2	0	0	0
Driving Under the Influence	9	8	1	0	0
Liquor Laws	7	5	2	0	0
Disorderly Conduct	67	53	14	0	0
All Other Offenses (Except Traffic)	541	444	92	5	0
TOTAL FOR CENTRAL FALLS	1,037	841	190	6	0
CHARLESTOWN					
Robbery	1	1	0	0	0
Aggravated Assault	6	6	0	0	0
Burglary-Breaking or Entering	3	2	0	1	0
Larceny-Theft (Except Motor Vehicle Theft)	10	9	1	0	0
Other Assaults (Return A-5e)	34	28	2	4	0
Forgery and Counterfeiting	1	1	0	0	0
Fraud	46	42	1	3	0
Vandalism	15	15	0	0	0

Arrest Data - 18 Years of Age and Over

	Total	White	Black	Am. Indian or Alaskan Native	Asian or Pacific Islander
Weapons: Carrying, Possessing, etc.	3	3	0	0	0
Sale/Manufacturing: Marijuana	1	1	0	0	0
Possession: Opium or Cocaine	3	0	2	1	0
Possession: Marijuana	19	19	0	0	0
Possession: Other Dang Non-Narcotic Drugs	1	1	0	0	0
Offenses Against Family and Children	2	2	0	0	0
Driving Under the Influence	21	21	0	0	0
Liquor Laws	5	5	0	0	0
Disorderly Conduct	26	26	0	0	0
All Other Offenses (Except Traffic)	69	65	0	4	0
TOTAL FOR CHARLESTOWN	266	247	6	13	0

COVENTRY

Robbery	5	5	0	0	0
Aggravated Assault	18	18	0	0	0
Burglary-Breaking or Entering	18	17	1	0	0
Larceny-Theft (Except Motor Vehicle Theft)	46	45	1	0	0
Motor Vehicle Theft	3	3	0	0	0
Other Assaults (Return A-5e)	125	121	4	0	0
Arson	1	1	0	0	0
Forgery and Counterfeiting	21	21	0	0	0
Fraud	244	240	4	0	0
Embezzlement	6	6	0	0	0
Stolen Property: Buying, Receiving, Possessing	6	5	1	0	0
Vandalism	34	34	0	0	0
Weapons: Carrying, Possessing, etc.	16	16	0	0	0
Sex Offenses (Except Forcible Rape/Prostitution)	4	4	0	0	0
Sale/Manufacturing: Opium or Cocaine	2	2	0	0	0
Sale/Manufacturing: Marijuana	6	6	0	0	0
Possession: Opium or Cocaine	7	7	0	0	0
Possession: Marijuana	34	31	2	0	1
Offenses Against Family and Children	3	3	0	0	0
Driving Under the Influence	96	95	0	1	0
Liquor Laws	5	5	0	0	0
Disorderly Conduct	56	53	3	0	0
All Other Offenses (Except Traffic)	78	76	2	0	0
TOTAL FOR COVENTRY	834	814	18	1	1

Arrest Data - 18 Years of Age and Over

	Total	White	Black	Am. Indian or Alaskan Native	Asian or Pacific Islander
CRANSTON					
Murder and Non-negligent Manslaughter	2	2	0	0	0
Forcible Rape	5	4	1	0	0
Robbery	15	10	3	0	2
Aggravated Assault	51	44	4	1	2
Burglary-Breaking or Entering	35	28	6	0	1
Larceny-Theft (Except Motor Vehicle Theft)	247	183	59	0	5
Motor Vehicle Theft	6	6	0	0	0
Other Assaults (Return A-5e)	295	255	35	0	5
Forgery and Counterfeiting	24	15	7	0	2
Fraud	57	49	8	0	0
Embezzlement	34	26	8	0	0
Stolen Property: Buying, Receiving, Possessing	27	17	10	0	0
Vandalism	65	60	5	0	0
Weapons: Carrying, Possessing, etc.	21	18	2	0	1
Prostitution and Commercialized Vice	2	1	0	0	1
Sex Offenses (Except Forcible Rape/Prostitution)	3	2	1	0	0
Sale/Manufacturing: Opium or Cocaine	17	11	6	0	0
Sale/Manufacturing: Marijuana	26	19	6	0	1
Sale/Manufacturing: Synthetic Narcotics	2	0	2	0	0
Sale/Manufacturing: Other Dang Non-Narcotic	7	6	1	0	0
Possession: Opium or Cocaine	25	21	4	0	0
Possession: Marijuana	54	43	8	1	2
Possession: Synthetic Narcotics	1	1	0	0	0
Possession: Other Dang Non-Narcotic Drugs	3	2	1	0	0
Offenses Against Family and Children	2	2	0	0	0
Driving Under the Influence	60	57	3	0	0
Liquor Laws	6	5	1	0	0
Disorderly Conduct	145	130	13	0	2
All Other Offenses (Except Traffic)	519	408	98	1	12
TOTAL FOR CRANSTON	1,756	1,425	292	3	36
CUMBERLAND					
Forcible Rape	1	1	0	0	0
Robbery	2	2	0	0	0
Aggravated Assault	5	4	1	0	0
Burglary-Breaking or Entering	12	11	1	0	0

Arrest Data - 18 Years of Age and Over

	Total	White	Black	Am. Indian or Alaskan Native	Asian or Pacific Islander
Larceny-Theft (Except Motor Vehicle Theft)	58	49	8	0	1
Motor Vehicle Theft	2	2	0	0	0
Other Assaults (Return A-5e)	90	80	9	0	1
Arson	1	1	0	0	0
Forgery and Counterfeiting	2	2	0	0	0
Fraud	11	8	3	0	0
Embezzlement	4	4	0	0	0
Stolen Property: Buying, Receiving, Possessing	5	5	0	0	0
Vandalism	25	21	4	0	0
Weapons: Carrying, Possessing, etc.	4	4	0	0	0
Sex Offenses (Except Forcible Rape/Prostitution)	4	3	1	0	0
Sale/Manufacturing: Marijuana	2	2	0	0	0
Possession: Opium or Cocaine	3	3	0	0	0
Possession: Marijuana	27	25	2	0	0
Possession: Other Dang Non-Narcotic Drugs	1	1	0	0	0
Offenses Against Family and Children	1	1	0	0	0
Driving Under the Influence	40	38	2	0	0
Liquor Laws	17	16	0	0	1
Disorderly Conduct	21	20	1	0	0
All Other Offenses (Except Traffic)	174	154	19	0	1
TOTAL FOR CUMBERLAND	512	457	51	0	4

DEM

Burglary-Breaking or Entering	2	2	0	0	0
Larceny-Theft (Except Motor Vehicle Theft)	1	1	0	0	0
Other Assaults (Return A-5e)	4	4	0	0	0
Embezzlement	1	1	0	0	0
Stolen Property: Buying, Receiving, Possessing	1	1	0	0	0
Vandalism	3	3	0	0	0
Weapons: Carrying, Possessing, etc.	3	3	0	0	0
Sex Offenses (Except Forcible Rape/Prostitution)	1	0	0	1	0
Possession: Marijuana	7	6	1	0	0
Offenses Against Family and Children	2	2	0	0	0
Driving Under the Influence	2	2	0	0	0
Liquor Laws	13	13	0	0	0
Disorderly Conduct	8	7	1	0	0
All Other Offenses (Except Traffic)	328	293	13	0	22
TOTAL FOR DEM	376	338	15	1	22

Arrest Data - 18 Years of Age and Over

	Total	White	Black	Am. Indian or Alaskan Native	Asian or Pacific Islander
EAST GREENWICH					
Aggravated Assault	4	4	0	0	0
Burglary-Breaking or Entering	4	4	0	0	0
Larceny-Theft (Except Motor Vehicle Theft)	4	4	0	0	0
Motor Vehicle Theft	1	1	0	0	0
Other Assaults (Return A-5e)	21	20	1	0	0
Forgery and Counterfeiting	3	0	0	0	3
Fraud	1	1	0	0	0
Embezzlement	1	1	0	0	0
Vandalism	2	2	0	0	0
Sale/Manufacturing: Marijuana	5	5	0	0	0
Possession: Opium or Cocaine	5	4	1	0	0
Possession: Marijuana	17	15	2	0	0
Driving Under the Influence	30	30	0	0	0
Liquor Laws	5	5	0	0	0
Drunkenness	1	1	0	0	0
Disorderly Conduct	27	26	1	0	0
All Other Offenses (Except Traffic)	160	143	16	0	1
TOTAL FOR EAST GREENWICH	291	266	21	0	4
EAST PROVIDENCE					
Robbery	5	2	3	0	0
Aggravated Assault	22	14	8	0	0
Burglary-Breaking or Entering	18	16	2	0	0
Larceny-Theft (Except Motor Vehicle Theft)	52	36	15	1	0
Motor Vehicle Theft	5	3	2	0	0
Other Assaults (Return A-5e)	179	148	31	0	0
Forgery and Counterfeiting	9	7	2	0	0
Fraud	11	10	1	0	0
Embezzlement	5	2	3	0	0
Stolen Property: Buying, Receiving, Possessing	39	29	10	0	0
Vandalism	28	20	8	0	0
Weapons: Carrying, Possessing, etc.	24	22	2	0	0
Prostitution and Commercialized Vice	1	1	0	0	0
Sex Offenses (Except Forcible Rape/Prostitution)	3	2	1	0	0

Arrest Data - 18 Years of Age and Over

	Total	White	Black	Am. Indian or Alaskan Native	Asian or Pacific Islander
Sale/Manufacturing: Opium or Cocaine	27	18	9	0	0
Sale/Manufacturing: Marijuana	32	21	11	0	0
Sale/Manufacturing: Other Dang Non-Narcotic	1	0	1	0	0
Possession: Opium or Cocaine	130	105	25	0	0
Possession: Marijuana	131	94	37	0	0
Possession: Other Dang Non-Narcotic Drugs	10	6	3	0	1
Offenses Against Family and Children	3	3	0	0	0
Driving Under the Influence	49	43	6	0	0
Liquor Laws	5	5	0	0	0
Disorderly Conduct	68	54	11	0	3
All Other Offenses (Except Traffic)	873	612	254	1	6
TOTAL FOR EAST PROVIDENCE	1,730	1,273	445	2	10

FOSTER

Burglary-Breaking or Entering	3	3	0	0	0
Other Assaults (Return A-5e)	12	12	0	0	0
Forgery and Counterfeiting	1	1	0	0	0
Fraud	2	2	0	0	0
Vandalism	1	1	0	0	0
Weapons: Carrying, Possessing, etc.	1	1	0	0	0
Possession: Opium or Cocaine	1	0	1	0	0
Possession: Marijuana	6	6	0	0	0
Driving Under the Influence	4	4	0	0	0
Disorderly Conduct	1	1	0	0	0
All Other Offenses (Except Traffic)	21	21	0	0	0
TOTAL FOR FOSTER	53	52	1	0	0

GLOCESTER

Robbery	1	1	0	0	0
Aggravated Assault	2	2	0	0	0
Burglary-Breaking or Entering	5	5	0	0	0
Larceny-Theft (Except Motor Vehicle Theft)	5	5	0	0	0
Other Assaults (Return A-5e)	50	50	0	0	0
Fraud	5	5	0	0	0
Vandalism	2	2	0	0	0
Weapons: Carrying, Possessing, etc.	4	4	0	0	0
Possession: Opium or Cocaine	2	2	0	0	0

Arrest Data - 18 Years of Age and Over

	Total	White	Black	Am. Indian or Alaskan Native	Asian or Pacific Islander
Possession: Marijuana	28	28	0	0	0
Possession: Other Dang Non-Narcotic Drugs	1	1	0	0	0
Driving Under the Influence	55	55	0	0	0
Liquor Laws	14	14	0	0	0
Disorderly Conduct	27	26	1	0	0
All Other Offenses (Except Traffic)	89	86	3	0	0
TOTAL FOR GLOCESTER	290	286	4	0	0

HOPKINTON

Aggravated Assault	2	2	0	0	0
Burglary-Breaking or Entering	6	6	0	0	0
Larceny-Theft (Except Motor Vehicle Theft)	2	2	0	0	0
Other Assaults (Return A-5e)	26	26	0	0	0
Arson	1	1	0	0	0
Fraud	13	13	0	0	0
Stolen Property: Buying, Receiving, Possessing	1	1	0	0	0
Vandalism	4	4	0	0	0
Weapons: Carrying, Possessing, etc.	4	4	0	0	0
Sex Offenses (Except Forcible Rape/Prostitution)	1	1	0	0	0
Sale/Manufacturing: Opium or Cocaine	4	4	0	0	0
Sale/Manufacturing: Marijuana	5	5	0	0	0
Possession: Opium or Cocaine	13	12	1	0	0
Possession: Marijuana	26	26	0	0	0
Possession: Other Dang Non-Narcotic Drugs	1	0	0	1	0
Offenses Against Family and Children	1	1	0	0	0
Driving Under the Influence	53	52	1	0	0
Liquor Laws	3	3	0	0	0
Disorderly Conduct	11	11	0	0	0
All Other Offenses (Except Traffic)	141	135	2	3	1
TOTAL FOR HOPKINTON	318	309	4	4	1

JAMESTOWN

Aggravated Assault	2	2	0	0	0
Burglary-Breaking or Entering	1	1	0	0	0
Larceny-Theft (Except Motor Vehicle Theft)	3	3	0	0	0
Other Assaults (Return A-5e)	14	12	1	1	0
Fraud	6	4	1	0	1

Arrest Data - 18 Years of Age and Over

	Total	White	Black	Am. Indian or Alaskan Native	Asian or Pacific Islander
Vandalism	2	2	0	0	0
Weapons: Carrying, Possessing, etc.	1	1	0	0	0
Sale/Manufacturing: Marijuana	1	1	0	0	0
Possession: Marijuana	5	5	0	0	0
Driving Under the Influence	34	33	1	0	0
Liquor Laws	10	10	0	0	0
Disorderly Conduct	4	4	0	0	0
All Other Offenses (Except Traffic)	21	20	1	0	0
TOTAL FOR JAMESTOWN	104	98	4	1	1

JOHNSTON

Forcible Rape	1	1	0	0	0
Robbery	3	2	1	0	0
Aggravated Assault	19	17	0	0	2
Burglary-Breaking or Entering	12	10	2	0	0
Larceny-Theft (Except Motor Vehicle Theft)	48	39	9	0	0
Motor Vehicle Theft	3	3	0	0	0
Other Assaults (Return A-5e)	95	90	4	0	1
Forgery and Counterfeiting	8	8	0	0	0
Fraud	34	28	5	0	1
Embezzlement	7	7	0	0	0
Stolen Property: Buying, Receiving, Possessing	20	17	3	0	0
Vandalism	30	28	2	0	0
Weapons: Carrying, Possessing, etc.	6	5	1	0	0
Prostitution and Commercialized Vice	1	1	0	0	0
Sex Offenses (Except Forcible Rape/Prostitution)	1	1	0	0	0
Sale/Manufacturing: Opium or Cocaine	2	2	0	0	0
Sale/Manufacturing: Marijuana	1	1	0	0	0
Possession: Opium or Cocaine	19	16	3	0	0
Possession: Marijuana	25	20	4	1	0
Possession: Other Dang Non-Narcotic Drugs	6	6	0	0	0
Offenses Against Family and Children	3	3	0	0	0
Driving Under the Influence	31	29	2	0	0
Liquor Laws	3	3	0	0	0
Disorderly Conduct	24	19	5	0	0
All Other Offenses (Except Traffic)	140	121	17	0	2
TOTAL FOR JOHNSTON	542	477	58	1	6

Arrest Data - 18 Years of Age and Over

	Total	White	Black	Am. Indian or Alaskan Native	Asian or Pacific Islander
LINCOLN					
Robbery	1	1	0	0	0
Aggravated Assault	9	9	0	0	0
Burglary-Breaking or Entering	6	6	0	0	0
Larceny-Theft (Except Motor Vehicle Theft)	33	28	5	0	0
Other Assaults (Return A-5e)	39	34	5	0	0
Forgery and Counterfeiting	2	2	0	0	0
Fraud	4	4	0	0	0
Stolen Property: Buying, Receiving, Possessing	3	1	2	0	0
Vandalism	14	13	0	0	1
Sex Offenses (Except Forcible Rape/Prostitution)	1	0	1	0	0
Sale/Manufacturing: Opium or Cocaine	3	1	2	0	0
Sale/Manufacturing: Marijuana	1	1	0	0	0
Sale/Manufacturing: Other Dang Non-Narcotic	1	0	1	0	0
Possession: Opium or Cocaine	2	1	1	0	0
Possession: Marijuana	4	4	0	0	0
Offenses Against Family and Children	1	1	0	0	0
Driving Under the Influence	22	22	0	0	0
Liquor Laws	1	1	0	0	0
Disorderly Conduct	19	18	1	0	0
All Other Offenses (Except Traffic)	114	99	13	0	2
TOTAL FOR LINCOLN	280	246	31	0	3
LITTLE COMPTON					
Burglary-Breaking or Entering	3	3	0	0	0
Other Assaults (Return A-5e)	6	6	0	0	0
Forgery and Counterfeiting	1	1	0	0	0
Vandalism	1	1	0	0	0
Weapons: Carrying, Possessing, etc.	2	2	0	0	0
Possession: Opium or Cocaine	1	1	0	0	0
Possession: Marijuana	15	15	0	0	0
Driving Under the Influence	6	6	0	0	0
Liquor Laws	3	3	0	0	0
All Other Offenses (Except Traffic)	37	33	3	0	1
TOTAL FOR LITTLE COMPTON	75	71	3	0	1

Arrest Data - 18 Years of Age and Over

	Total	White	Black	Am. Indian or Alaskan Native	Asian or Pacific Islander
MIDDLETOWN					
Forcible Rape	1	1	0	0	0
Robbery	1	0	1	0	0
Aggravated Assault	3	3	0	0	0
Burglary-Breaking or Entering	6	4	2	0	0
Larceny-Theft (Except Motor Vehicle Theft)	16	13	2	0	1
Motor Vehicle Theft	1	0	1	0	0
Other Assaults (Return A-5e)	66	50	15	0	1
Forgery and Counterfeiting	1	1	0	0	0
Fraud	40	34	5	0	1
Embezzlement	2	2	0	0	0
Vandalism	9	9	0	0	0
Weapons: Carrying, Possessing, etc.	8	8	0	0	0
Sale/Manufacturing: Opium or Cocaine	5	4	1	0	0
Sale/Manufacturing: Marijuana	5	4	1	0	0
Sale/Manufacturing: Other Dang Non-Narcotic	2	1	1	0	0
Possession: Opium or Cocaine	3	3	0	0	0
Possession: Marijuana	41	36	5	0	0
Possession: Other Dang Non-Narcotic Drugs	2	2	0	0	0
Offenses Against Family and Children	1	0	1	0	0
Driving Under the Influence	68	64	4	0	0
Liquor Laws	2	2	0	0	0
Drunkenness	1	1	0	0	0
Disorderly Conduct	22	19	2	0	1
All Other Offenses (Except Traffic)	216	173	42	1	0
TOTAL FOR MIDDLETOWN	522	434	83	1	4
NARRAGANSETT					
Forcible Rape	1	1	0	0	0
Robbery	1	1	0	0	0
Aggravated Assault	5	4	1	0	0
Burglary-Breaking or Entering	16	15	1	0	0
Larceny-Theft (Except Motor Vehicle Theft)	26	22	2	2	0
Other Assaults (Return A-5e)	81	68	12	1	0
Forgery and Counterfeiting	1	1	0	0	0
Fraud	18	15	3	0	0
Stolen Property: Buying, Receiving, Possessing	6	5	1	0	0

Arrest Data - 18 Years of Age and Over

	Total	White	Black	Am. Indian or Alaskan Native	Asian or Pacific Islander
Vandalism	14	14	0	0	0
Weapons: Carrying, Possessing, etc.	6	5	1	0	0
Sex Offenses (Except Forcible Rape/Prostitution)	1	1	0	0	0
Sale/Manufacturing: Marijuana	6	6	0	0	0
Sale/Manufacturing: Other Dang Non-Narcotic	2	2	0	0	0
Possession: Opium or Cocaine	8	7	1	0	0
Possession: Marijuana	50	47	1	1	1
Possession: Other Dang Non-Narcotic Drugs	2	2	0	0	0
Offenses Against Family and Children	3	3	0	0	0
Driving Under the Influence	88	84	4	0	0
Liquor Laws	95	94	0	0	1
Drunkennes	1	1	0	0	0
Disorderly Conduct	135	130	5	0	0
All Other Offenses (Except Traffic)	101	86	14	1	0
TOTAL FOR NARRAGANSETT	667	614	46	5	2
NARRAGANSETT TRIBAL					
Other Assaults (Return A-5e)	1	1	0	0	0
TOTAL FOR NARRAGANSETT TRIBAL	1	1	0	0	0
NEW SHOREHAM					
Burglary-Breaking or Entering	2	2	0	0	0
Larceny-Theft (Except Motor Vehicle Theft)	8	8	0	0	0
Other Assaults (Return A-5e)	7	7	0	0	0
Fraud	2	2	0	0	0
Sale/Manufacturing: Marijuana	2	2	0	0	0
Possession: Opium or Cocaine	1	1	0	0	0
Possession: Marijuana	5	5	0	0	0
Driving Under the Influence	12	11	1	0	0
Liquor Laws	15	15	0	0	0
Disorderly Conduct	17	17	0	0	0
All Other Offenses (Except Traffic)	8	8	0	0	0
TOTAL FOR NEW SHOREHAM	79	78	1	0	0
NEWPORT					
Forcible Rape	2	2	0	0	0
Robbery	4	4	0	0	0

Arrest Data - 18 Years of Age and Over

	Total	White	Black	Am. Indian or Alaskan Native	Asian or Pacific Islander
Aggravated Assault	46	31	15	0	0
Burglary-Breaking or Entering	35	26	9	0	0
Larceny-Theft (Except Motor Vehicle Theft)	101	69	31	0	1
Motor Vehicle Theft	12	10	2	0	0
Other Assaults (Return A-5e)	298	203	87	3	5
Arson	2	2	0	0	0
Forgery and Counterfeiting	6	3	2	0	1
Fraud	24	18	6	0	0
Embezzlement	5	5	0	0	0
Stolen Property: Buying, Receiving, Possessing	6	4	2	0	0
Vandalism	74	59	13	1	1
Weapons: Carrying, Possessing, etc.	11	8	3	0	0
Sex Offenses (Except Forcible Rape/Prostitution)	2	0	2	0	0
Sale/Manufacturing: Opium or Cocaine	31	15	16	0	0
Sale/Manufacturing: Marijuana	16	12	4	0	0
Sale/Manufacturing: Other Dang Non-Narcotic	4	4	0	0	0
Possession: Opium or Cocaine	25	18	7	0	0
Possession: Marijuana	56	36	20	0	0
Possession: Other Dang Non-Narcotic Drugs	2	2	0	0	0
Offenses Against Family and Children	3	2	1	0	0
Driving Under the Influence	76	71	5	0	0
Liquor Laws	116	107	9	0	0
Disorderly Conduct	264	231	30	1	2
All Other Offenses (Except Traffic)	411	266	141	2	2
TOTAL FOR NEWPORT	1,632	1,208	405	7	12

NORTH KINGSTOWN

Forcible Rape	5	4	0	1	0
Aggravated Assault	15	12	3	0	0
Burglary-Breaking or Entering	10	10	0	0	0
Larceny-Theft (Except Motor Vehicle Theft)	43	39	1	0	3
Motor Vehicle Theft	4	4	0	0	0
Other Assaults (Return A-5e)	113	105	7	1	0
Forgery and Counterfeiting	3	2	1	0	0
Fraud	30	29	1	0	0
Embezzlement	4	4	0	0	0
Stolen Property: Buying, Receiving, Possessing	7	5	2	0	0
Vandalism	18	17	0	1	0

Arrest Data - 18 Years of Age and Over

	Total	White	Black	Am. Indian or Alaskan Native	Asian or Pacific Islander
Weapons: Carrying, Possessing, etc.	4	3	1	0	0
Sex Offenses (Except Forcible Rape/Prostitution)	2	2	0	0	0
Sale/Manufacturing: Opium or Cocaine	2	1	1	0	0
Sale/Manufacturing: Marijuana	10	10	0	0	0
Sale/Manufacturing: Other Dang Non-Narcotic	1	0	1	0	0
Possession: Opium or Cocaine	4	4	0	0	0
Possession: Marijuana	33	29	4	0	0
Possession: Other Dang Non-Narcotic Drugs	1	1	0	0	0
Offenses Against Family and Children	3	2	1	0	0
Driving Under the Influence	99	99	0	0	0
Liquor Laws	4	4	0	0	0
Disorderly Conduct	36	34	2	0	0
All Other Offenses (Except Traffic)	164	139	21	0	4
TOTAL FOR NORTH KINGSTOWN	615	559	46	3	7

NORTH PROVIDENCE

Forcible Rape	2	1	1	0	0
Robbery	3	3	0	0	0
Aggravated Assault	29	26	2	0	1
Burglary-Breaking or Entering	13	13	0	0	0
Larceny-Theft (Except Motor Vehicle Theft)	58	51	7	0	0
Motor Vehicle Theft	3	3	0	0	0
Other Assaults (Return A-5e)	146	128	17	1	0
Forgery and Counterfeiting	5	4	1	0	0
Fraud	19	16	3	0	0
Embezzlement	6	4	2	0	0
Stolen Property: Buying, Receiving, Possessing	38	27	11	0	0
Vandalism	27	25	2	0	0
Weapons: Carrying, Possessing, etc.	5	1	4	0	0
Sex Offenses (Except Forcible Rape/Prostitution)	2	2	0	0	0
Sale/Manufacturing: Opium or Cocaine	13	10	3	0	0
Sale/Manufacturing: Marijuana	2	2	0	0	0
Sale/Manufacturing: Other Dang Non-Narcotic	2	2	0	0	0
Possession: Opium or Cocaine	27	18	9	0	0
Possession: Marijuana	40	34	5	0	1
Possession: Other Dang Non-Narcotic Drugs	2	2	0	0	0
Offenses Against Family and Children	6	6	0	0	0
Driving Under the Influence	39	37	0	2	0

Arrest Data - 18 Years of Age and Over

	Total	White	Black	Am. Indian or Alaskan Native	Asian or Pacific Islander
Liquor Laws	1	1	0	0	0
Disorderly Conduct	35	33	2	0	0
All Other Offenses (Except Traffic)	680	529	150	0	1
TOTAL FOR NORTH PROVIDENCE	1,203	978	219	3	3

NORTH SMITHFIELD

Forcible Rape	1	1	0	0	0
Aggravated Assault	4	4	0	0	0
Burglary-Breaking or Entering	5	3	2	0	0
Larceny-Theft (Except Motor Vehicle Theft)	10	10	0	0	0
Motor Vehicle Theft	1	1	0	0	0
Other Assaults (Return A-5e)	27	23	4	0	0
Forgery and Counterfeiting	2	2	0	0	0
Fraud	4	2	2	0	0
Stolen Property: Buying, Receiving, Possessing	6	4	2	0	0
Vandalism	2	2	0	0	0
Weapons: Carrying, Possessing, etc.	3	2	0	0	1
Prostitution and Commercialized Vice	3	0	0	0	3
Sex Offenses (Except Forcible Rape/Prostitution)	1	1	0	0	0
Sale/Manufacturing: Opium or Cocaine	2	1	1	0	0
Possession: Opium or Cocaine	8	6	2	0	0
Possession: Marijuana	10	10	0	0	0
Offenses Against Family and Children	2	1	1	0	0
Driving Under the Influence	8	7	0	0	1
Disorderly Conduct	8	8	0	0	0
All Other Offenses (Except Traffic)	147	128	16	2	1
TOTAL FOR NORTH SMITHFIELD	254	216	30	2	6

PAWTUCKET

Murder and Non-negligent Manslaughter	4	3	1	0	0
Forcible Rape	9	6	3	0	0
Robbery	21	14	7	0	0
Aggravated Assault	65	38	27	0	0
Burglary-Breaking or Entering	43	32	11	0	0
Larceny-Theft (Except Motor Vehicle Theft)	116	97	19	0	0
Motor Vehicle Theft	9	5	4	0	0
Other Assaults (Return A-5e)	432	292	138	1	1

Arrest Data - 18 Years of Age and Over

	Total	White	Black	Am. Indian or Alaskan Native	Asian or Pacific Islander
Arson	8	8	0	0	0
Forgery and Counterfeiting	7	5	2	0	0
Fraud	26	19	7	0	0
Embezzlement	3	3	0	0	0
Vandalism	97	68	29	0	0
Weapons: Carrying, Possessing, etc.	30	22	8	0	0
Prostitution and Commercialized Vice	28	23	5	0	0
Sex Offenses (Except Forcible Rape/Prostitution)	8	8	0	0	0
Sale/Manufacturing: Opium or Cocaine	16	8	8	0	0
Sale/Manufacturing: Marijuana	5	5	0	0	0
Sale/Manufacturing: Other Dang Non-Narcotic	3	2	1	0	0
Possession: Opium or Cocaine	89	60	29	0	0
Possession: Marijuana	114	80	34	0	0
Possession: Other Dang Non-Narcotic Drugs	10	8	2	0	0
Offenses Against Family and Children	10	8	2	0	0
Driving Under the Influence	16	15	1	0	0
Liquor Laws	6	4	2	0	0
Disorderly Conduct	137	98	37	0	2
All Other Offenses (Except Traffic)	935	655	275	2	3
TOTAL FOR PAWTUCKET	2,247	1,586	652	3	6

PORTSMOUTH

Forcible Rape	1	1	0	0	0
Robbery	1	1	0	0	0
Aggravated Assault	5	4	1	0	0
Burglary-Breaking or Entering	6	6	0	0	0
Larceny-Theft (Except Motor Vehicle Theft)	16	16	0	0	0
Motor Vehicle Theft	3	3	0	0	0
Other Assaults (Return A-5e)	59	56	3	0	0
Forgery and Counterfeiting	1	1	0	0	0
Fraud	16	16	0	0	0
Embezzlement	2	2	0	0	0
Stolen Property: Buying, Receiving, Possessing	5	5	0	0	0
Vandalism	16	16	0	0	0
Weapons: Carrying, Possessing, etc.	8	5	2	0	1
Sex Offenses (Except Forcible Rape/Prostitution)	2	1	1	0	0
Sale/Manufacturing: Opium or Cocaine	1	1	0	0	0
Sale/Manufacturing: Marijuana	1	1	0	0	0

Arrest Data - 18 Years of Age and Over

	Total	White	Black	Am. Indian or Alaskan Native	Asian or Pacific Islander
Sale/Manufacturing: Other Dang Non-Narcotic	1	1	0	0	0
Possession: Opium or Cocaine	9	9	0	0	0
Possession: Marijuana	61	55	6	0	0
Possession: Other Dang Non-Narcotic Drugs	3	3	0	0	0
Offenses Against Family and Children	5	5	0	0	0
Driving Under the Influence	104	101	3	0	0
Liquor Laws	18	18	0	0	0
Disorderly Conduct	12	11	0	1	0
All Other Offenses (Except Traffic)	138	118	19	0	1
TOTAL FOR PORTSMOUTH	494	456	35	1	2

PROVIDENCE

Murder and Non-negligent Manslaughter	10	7	3	0	0
Forcible Rape	15	12	3	0	0
Robbery	98	57	39	1	1
Aggravated Assault	135	86	44	0	5
Burglary-Breaking or Entering	116	81	34	0	1
Larceny-Theft (Except Motor Vehicle Theft)	370	256	107	0	7
Motor Vehicle Theft	34	17	16	0	1
Other Assaults (Return A-5e)	919	566	319	5	29
Arson	4	3	1	0	0
Forgery and Counterfeiting	26	15	10	0	1
Fraud	22	10	11	0	1
Embezzlement	13	9	4	0	0
Stolen Property: Buying, Receiving, Possessing	73	41	32	0	0
Vandalism	114	77	35	0	2
Weapons: Carrying, Possessing, etc.	102	51	45	1	5
Prostitution and Commercialized Vice	127	89	32	0	6
Sex Offenses (Except Forcible Rape/Prostitution)	15	9	6	0	0
Sale/Manufacturing: Opium or Cocaine	240	134	105	0	1
Sale/Manufacturing: Marijuana	58	35	23	0	0
Sale/Manufacturing: Synthetic Narcotics	2	0	2	0	0
Possession: Opium or Cocaine	368	266	101	0	1
Possession: Marijuana	207	120	80	1	6
Possession: Synthetic Narcotics	13	11	2	0	0
Gambling: Numbers/Lottery	1	0	1	0	0
Offenses Against Family and Children	4	4	0	0	0
Driving Under the Influence	24	20	4	0	0

Arrest Data - 18 Years of Age and Over

	Total	White	Black	Am. Indian or Alaskan Native	Asian or Pacific Islander
Liquor Laws	293	262	24	0	7
Drunkenness	5	3	2	0	0
Disorderly Conduct	672	465	197	2	8
Vagrancy	12	5	7	0	0
All Other Offenses (Except Traffic)	2,945	1,746	1,154	9	36
Suspicion	4	1	3	0	0
Curfew and Loitering Law Violations	44	28	15	0	1
TOTAL FOR PROVIDENCE	7,085	4,486	2,461	19	119

RICHMOND

Larceny-Theft (Except Motor Vehicle Theft)	6	6	0	0	0
Other Assaults (Return A-5e)	14	14	0	0	0
Fraud	10	9	1	0	0
Stolen Property: Buying, Receiving, Possessing	2	1	1	0	0
Vandalism	3	3	0	0	0
Weapons: Carrying, Possessing, etc.	2	2	0	0	0
Sale/Manufacturing: Other Dang Non-Narcotic	2	2	0	0	0
Possession: Opium or Cocaine	3	3	0	0	0
Possession: Marijuana	19	17	1	1	0
Driving Under the Influence	15	14	1	0	0
Liquor Laws	5	4	0	0	1
Drunkenness	2	2	0	0	0
Disorderly Conduct	16	16	0	0	0
All Other Offenses (Except Traffic)	42	37	4	1	0
TOTAL FOR RICHMOND	141	130	8	2	1

SCITUATE

Aggravated Assault	3	3	0	0	0
Burglary-Breaking or Entering	2	2	0	0	0
Other Assaults (Return A-5e)	15	14	1	0	0
Forgery and Counterfeiting	1	1	0	0	0
Fraud	3	3	0	0	0
Stolen Property: Buying, Receiving, Possessing	2	2	0	0	0
Vandalism	1	1	0	0	0
Sex Offenses (Except Forcible Rape/Prostitution)	1	1	0	0	0
Possession: Marijuana	11	11	0	0	0
Driving Under the Influence	6	6	0	0	0

Arrest Data - 18 Years of Age and Over

	Total	White	Black	Am. Indian or Alaskan Native	Asian or Pacific Islander
Liquor Laws	1	1	0	0	0
Disorderly Conduct	2	2	0	0	0
All Other Offenses (Except Traffic)	153	140	12	0	1
TOTAL FOR SCITUATE	201	187	13	0	1

SMITHFIELD

Aggravated Assault	9	8	1	0	0
Burglary-Breaking or Entering	11	9	2	0	0
Larceny-Theft (Except Motor Vehicle Theft)	57	54	2	0	1
Motor Vehicle Theft	1	1	0	0	0
Other Assaults (Return A-5e)	54	50	4	0	0
Arson	1	1	0	0	0
Forgery and Counterfeiting	3	3	0	0	0
Fraud	31	29	2	0	0
Embezzlement	6	5	0	0	1
Vandalism	17	14	3	0	0
Weapons: Carrying, Possessing, etc.	5	5	0	0	0
Sale/Manufacturing: Marijuana	5	5	0	0	0
Possession: Opium or Cocaine	8	6	2	0	0
Possession: Marijuana	36	33	1	0	2
Driving Under the Influence	37	36	0	0	1
Liquor Laws	4	4	0	0	0
Disorderly Conduct	31	31	0	0	0
All Other Offenses (Except Traffic)	297	269	25	1	2
TOTAL FOR SMITHFIELD	613	563	42	1	7

SOUTH KINGSTOWN

Forcible Rape	1	1	0	0	0
Robbery	1	1	0	0	0
Aggravated Assault	6	6	0	0	0
Burglary-Breaking or Entering	9	8	1	0	0
Larceny-Theft (Except Motor Vehicle Theft)	12	10	2	0	0
Motor Vehicle Theft	3	1	2	0	0
Other Assaults (Return A-5e)	73	53	17	2	1
Forgery and Counterfeiting	1	0	1	0	0
Fraud	91	87	4	0	0
Embezzlement	2	2	0	0	0

Arrest Data - 18 Years of Age and Over

	Total	White	Black	Am. Indian or Alaskan Native	Asian or Pacific Islander
Stolen Property: Buying, Receiving, Possessing	4	1	3	0	0
Vandalism	17	13	4	0	0
Weapons: Carrying, Possessing, etc.	4	4	0	0	0
Sex Offenses (Except Forcible Rape/Prostitution)	1	1	0	0	0
Sale/Manufacturing: Opium or Cocaine	1	0	1	0	0
Sale/Manufacturing: Marijuana	4	4	0	0	0
Possession: Opium or Cocaine	4	3	0	0	1
Possession: Marijuana	27	26	1	0	0
Possession: Other Dang Non-Narcotic Drugs	4	4	0	0	0
Driving Under the Influence	117	116	0	0	1
Liquor Laws	39	39	0	0	0
Disorderly Conduct	30	27	3	0	0
All Other Offenses (Except Traffic)	286	211	68	4	3
TOTAL FOR SOUTH KINGSTOWN	737	618	107	6	6

SP CHEPACHET

Larceny-Theft (Except Motor Vehicle Theft)	2	2	0	0	0
Motor Vehicle Theft	3	2	1	0	0
Other Assaults (Return A-5e)	5	5	0	0	0
Forgery and Counterfeiting	6	5	1	0	0
Fraud	30	30	0	0	0
Stolen Property: Buying, Receiving, Possessing	1	1	0	0	0
Vandalism	1	1	0	0	0
Weapons: Carrying, Possessing, etc.	2	1	1	0	0
Sale/Manufacturing: Marijuana	3	3	0	0	0
Possession: Opium or Cocaine	2	2	0	0	0
Possession: Marijuana	5	2	3	0	0
Driving Under the Influence	28	24	4	0	0
Liquor Laws	1	1	0	0	0
Disorderly Conduct	2	2	0	0	0
All Other Offenses (Except Traffic)	119	88	31	0	0
TOTAL FOR SP CHEPACHET	210	169	41	0	0

SP HEADQUARTERS

Manslaughter by Negligence	1	0	1	0	0
Forcible Rape	2	1	0	1	0
Aggravated Assault	11	6	5	0	0

Arrest Data - 18 Years of Age and Over

	Total	White	Black	Am. Indian or Alaskan Native	Asian or Pacific Islander
Larceny-Theft (Except Motor Vehicle Theft)	13	12	1	0	0
Motor Vehicle Theft	1	0	1	0	0
Other Assaults (Return A-5e)	6	4	2	0	0
Forgery and Counterfeiting	16	15	1	0	0
Fraud	56	45	10	0	1
Embezzlement	14	12	1	0	1
Stolen Property: Buying, Receiving, Possessing	4	2	2	0	0
Vandalism	3	2	1	0	0
Weapons: Carrying, Possessing, etc.	12	6	6	0	0
Sex Offenses (Except Forcible Rape/Prostitution)	3	3	0	0	0
Sale/Manufacturing: Opium or Cocaine	43	26	17	0	0
Sale/Manufacturing: Marijuana	12	8	4	0	0
Sale/Manufacturing: Other Dang Non-Narcotic	5	5	0	0	0
Possession: Opium or Cocaine	14	6	8	0	0
Possession: Marijuana	3	2	1	0	0
Possession: Other Dang Non-Narcotic Drugs	1	1	0	0	0
Gambling: Numbers/Lottery	3	3	0	0	0
Offenses Against Family and Children	1	1	0	0	0
Disorderly Conduct	4	3	1	0	0
All Other Offenses (Except Traffic)	246	186	59	1	0
TOTAL FOR SP HEADQUARTERS	474	349	121	2	2

SP HOPE VALLEY

Forcible Rape	1	1	0	0	0
Aggravated Assault	13	10	3	0	0
Burglary-Breaking or Entering	3	3	0	0	0
Larceny-Theft (Except Motor Vehicle Theft)	12	10	1	0	1
Motor Vehicle Theft	3	3	0	0	0
Other Assaults (Return A-5e)	41	36	5	0	0
Forgery and Counterfeiting	4	4	0	0	0
Fraud	13	13	0	0	0
Stolen Property: Buying, Receiving, Possessing	5	5	0	0	0
Vandalism	24	22	2	0	0
Weapons: Carrying, Possessing, etc.	8	7	1	0	0
Possession: Opium or Cocaine	1	0	1	0	0
Possession: Marijuana	39	28	9	1	1
Offenses Against Family and Children	2	2	0	0	0
Driving Under the Influence	59	58	1	0	0

Arrest Data - 18 Years of Age and Over

	Total	White	Black	Am. Indian or Alaskan Native	Asian or Pacific Islander
Disorderly Conduct	12	11	0	0	1
All Other Offenses (Except Traffic)	186	135	49	0	2
TOTAL FOR SP HOPE VALLEY	426	348	72	1	5

SP LINCOLN

Aggravated Assault	3	2	1	0	0
Burglary-Breaking or Entering	2	0	0	0	2
Larceny-Theft (Except Motor Vehicle Theft)	5	4	1	0	0
Motor Vehicle Theft	11	7	3	0	1
Other Assaults (Return A-5e)	27	19	8	0	0
Forgery and Counterfeiting	4	4	0	0	0
Fraud	20	17	3	0	0
Embezzlement	1	1	0	0	0
Stolen Property: Buying, Receiving, Possessing	19	8	10	0	1
Vandalism	10	6	3	0	1
Weapons: Carrying, Possessing, etc.	7	2	5	0	0
Sale/Manufacturing: Opium or Cocaine	2	1	1	0	0
Sale/Manufacturing: Marijuana	3	3	0	0	0
Sale/Manufacturing: Other Dang Non-Narcotic	1	1	0	0	0
Possession: Opium or Cocaine	16	9	7	0	0
Possession: Marijuana	12	8	4	0	0
Offenses Against Family and Children	1	1	0	0	0
Driving Under the Influence	71	66	4	0	1
Disorderly Conduct	15	10	5	0	0
All Other Offenses (Except Traffic)	489	284	198	0	7
TOTAL FOR SP LINCOLN	719	453	253	0	13

SP PORTSMOUTH

Motor Vehicle Theft	1	0	1	0	0
Other Assaults (Return A-5e)	9	8	1	0	0
Fraud	5	5	0	0	0
Vandalism	1	0	1	0	0
Sale/Manufacturing: Opium or Cocaine	1	1	0	0	0
Sale/Manufacturing: Marijuana	2	2	0	0	0
Possession: Opium or Cocaine	4	3	1	0	0
Possession: Marijuana	18	16	2	0	0
Driving Under the Influence	13	13	0	0	0

Arrest Data - 18 Years of Age and Over

	Total	White	Black	Am. Indian or Alaskan Native	Asian or Pacific Islander
Disorderly Conduct	3	2	1	0	0
All Other Offenses (Except Traffic)	81	63	18	0	0
TOTAL FOR SP PORTSMOUTH	138	113	25	0	0

SP WICKFORD

Aggravated Assault	1	1	0	0	0
Burglary-Breaking or Entering	1	1	0	0	0
Larceny-Theft (Except Motor Vehicle Theft)	4	4	0	0	0
Other Assaults (Return A-5e)	20	17	3	0	0
Forgery and Counterfeiting	1	1	0	0	0
Fraud	12	12	0	0	0
Stolen Property: Buying, Receiving, Possessing	3	3	0	0	0
Vandalism	1	1	0	0	0
Weapons: Carrying, Possessing, etc.	1	1	0	0	0
Sale/Manufacturing: Opium or Cocaine	4	4	0	0	0
Sale/Manufacturing: Marijuana	7	3	4	0	0
Sale/Manufacturing: Other Dang Non-Narcotic	1	1	0	0	0
Possession: Opium or Cocaine	9	8	1	0	0
Possession: Marijuana	10	8	2	0	0
Possession: Other Dang Non-Narcotic Drugs	1	1	0	0	0
Driving Under the Influence	50	45	4	1	0
Disorderly Conduct	4	4	0	0	0
All Other Offenses (Except Traffic)	167	127	35	3	2
TOTAL FOR SP WICKFORD	297	242	49	4	2

TIVERTON

Forcible Rape	2	2	0	0	0
Robbery	4	4	0	0	0
Aggravated Assault	6	6	0	0	0
Burglary-Breaking or Entering	6	6	0	0	0
Larceny-Theft (Except Motor Vehicle Theft)	16	16	0	0	0
Motor Vehicle Theft	2	2	0	0	0
Other Assaults (Return A-5e)	65	62	3	0	0
Forgery and Counterfeiting	4	4	0	0	0
Fraud	12	12	0	0	0
Embezzlement	1	1	0	0	0
Stolen Property: Buying, Receiving, Possessing	3	2	1	0	0

Arrest Data - 18 Years of Age and Over

	Total	White	Black	Am. Indian or Alaskan Native	Asian or Pacific Islander
Vandalism	22	21	1	0	0
Weapons: Carrying, Possessing, etc.	3	3	0	0	0
Sale/Manufacturing: Opium or Cocaine	1	1	0	0	0
Sale/Manufacturing: Marijuana	2	2	0	0	0
Possession: Opium or Cocaine	4	4	0	0	0
Possession: Marijuana	23	23	0	0	0
Possession: Other Dang Non-Narcotic Drugs	4	4	0	0	0
Offenses Against Family and Children	1	1	0	0	0
Driving Under the Influence	34	33	0	0	1
Liquor Laws	10	9	1	0	0
Disorderly Conduct	27	27	0	0	0
All Other Offenses (Except Traffic)	94	93	1	0	0
TOTAL FOR TIVERTON	346	338	7	0	1

URI

Burglary-Breaking or Entering	1	1	0	0	0
Larceny-Theft (Except Motor Vehicle Theft)	6	5	1	0	0
Other Assaults (Return A-5e)	4	2	1	0	1
Vandalism	15	15	0	0	0
Weapons: Carrying, Possessing, etc.	3	3	0	0	0
Sale/Manufacturing: Opium or Cocaine	1	1	0	0	0
Sale/Manufacturing: Marijuana	1	1	0	0	0
Possession: Marijuana	19	15	2	0	2
Possession: Other Dang Non-Narcotic Drugs	1	1	0	0	0
Driving Under the Influence	2	2	0	0	0
Liquor Laws	11	10	0	0	1
Disorderly Conduct	17	15	1	0	1
All Other Offenses (Except Traffic)	8	5	1	0	2
TOTAL FOR URI	89	76	6	0	7

WARREN

Forcible Rape	2	2	0	0	0
Aggravated Assault	10	10	0	0	0
Burglary-Breaking or Entering	5	5	0	0	0
Larceny-Theft (Except Motor Vehicle Theft)	8	7	1	0	0
Motor Vehicle Theft	1	1	0	0	0
Other Assaults (Return A-5e)	57	53	2	2	0

Arrest Data - 18 Years of Age and Over

	Total	White	Black	Am. Indian or Alaskan Native	Asian or Pacific Islander
Forgery and Counterfeiting	3	3	0	0	0
Fraud	11	9	1	0	1
Embezzlement	4	4	0	0	0
Stolen Property: Buying, Receiving, Possessing	2	2	0	0	0
Vandalism	13	12	1	0	0
Weapons: Carrying, Possessing, etc.	2	2	0	0	0
Sale/Manufacturing: Opium or Cocaine	1	1	0	0	0
Sale/Manufacturing: Marijuana	2	2	0	0	0
Sale/Manufacturing: Other Dang Non-Narcotic	2	2	0	0	0
Possession: Opium or Cocaine	8	8	0	0	0
Possession: Marijuana	22	21	1	0	0
Offenses Against Family and Children	1	1	0	0	0
Driving Under the Influence	28	28	0	0	0
Liquor Laws	1	1	0	0	0
Disorderly Conduct	40	39	1	0	0
All Other Offenses (Except Traffic)	172	151	20	1	0
TOTAL FOR WARREN	395	364	27	3	1

WARWICK

Forcible Rape	2	2	0	0	0
Robbery	4	4	0	0	0
Aggravated Assault	37	35	2	0	0
Burglary-Breaking or Entering	25	23	2	0	0
Larceny-Theft (Except Motor Vehicle Theft)	553	426	112	0	15
Motor Vehicle Theft	15	14	1	0	0
Other Assaults (Return A-5e)	295	272	22	0	1
Arson	1	1	0	0	0
Forgery and Counterfeiting	15	12	3	0	0
Fraud	70	55	15	0	0
Embezzlement	38	28	8	0	2
Stolen Property: Buying, Receiving, Possessing	40	35	5	0	0
Vandalism	73	67	5	0	1
Weapons: Carrying, Possessing, etc.	26	23	3	0	0
Sex Offenses (Except Forcible Rape/Prostitution)	4	3	1	0	0
Sale/Manufacturing: Opium or Cocaine	10	9	1	0	0
Sale/Manufacturing: Marijuana	24	19	4	0	1
Sale/Manufacturing: Other Dang Non-Narcotic	1	1	0	0	0
Possession: Opium or Cocaine	29	22	7	0	0

Arrest Data - 18 Years of Age and Over

	Total	White	Black	Am. Indian or Alaskan Native	Asian or Pacific Islander
Possession: Marijuana	121	101	18	0	2
Possession: Synthetic Narcotics	1	1	0	0	0
Possession: Other Dang Non-Narcotic Drugs	13	13	0	0	0
Offenses Against Family and Children	6	6	0	0	0
Driving Under the Influence	438	412	17	0	9
Liquor Laws	12	10	1	0	1
Disorderly Conduct	128	111	15	0	2
All Other Offenses (Except Traffic)	822	710	100	4	8
TOTAL FOR WARWICK	2,803	2,415	342	4	42

WEST GREENWICH

Aggravated Assault	2	2	0	0	0
Larceny-Theft (Except Motor Vehicle Theft)	3	3	0	0	0
Motor Vehicle Theft	1	1	0	0	0
Other Assaults (Return A-5e)	13	13	0	0	0
Fraud	6	5	0	0	1
Vandalism	3	2	1	0	0
Weapons: Carrying, Possessing, etc.	3	2	1	0	0
Sex Offenses (Except Forcible Rape/Prostitution)	1	1	0	0	0
Sale/Manufacturing: Marijuana	4	4	0	0	0
Possession: Opium or Cocaine	4	4	0	0	0
Possession: Marijuana	27	24	3	0	0
Driving Under the Influence	23	21	2	0	0
Liquor Laws	4	4	0	0	0
Disorderly Conduct	15	14	1	0	0
All Other Offenses (Except Traffic)	57	55	1	0	1
Curfew and Loitering Law Violations	13	12	1	0	0
TOTAL FOR WEST GREENWICH	179	167	10	0	2

WEST WARWICK

Robbery	5	5	0	0	0
Aggravated Assault	21	21	0	0	0
Burglary-Breaking or Entering	17	17	0	0	0
Larceny-Theft (Except Motor Vehicle Theft)	47	44	3	0	0
Motor Vehicle Theft	3	3	0	0	0
Other Assaults (Return A-5e)	186	173	12	0	1
Arson	3	3	0	0	0

Arrest Data - 18 Years of Age and Over

	Total	White	Black	Am. Indian or Alaskan Native	Asian or Pacific Islander
Forgery and Counterfeiting	3	3	0	0	0
Fraud	23	23	0	0	0
Embezzlement	5	5	0	0	0
Stolen Property: Buying, Receiving, Possessing	10	10	0	0	0
Vandalism	58	52	5	0	1
Weapons: Carrying, Possessing, etc.	12	12	0	0	0
Sex Offenses (Except Forcible Rape/Prostitution)	1	1	0	0	0
Sale/Manufacturing: Opium or Cocaine	4	4	0	0	0
Sale/Manufacturing: Marijuana	7	6	1	0	0
Sale/Manufacturing: Other Dang Non-Narcotic	1	1	0	0	0
Possession: Opium or Cocaine	20	20	0	0	0
Possession: Marijuana	47	45	2	0	0
Possession: Other Dang Non-Narcotic Drugs	4	4	0	0	0
Driving Under the Influence	68	66	2	0	0
Liquor Laws	5	5	0	0	0
Disorderly Conduct	92	87	5	0	0
All Other Offenses (Except Traffic)	405	383	21	0	1
TOTAL FOR WEST WARWICK	1,047	993	51	0	3

WESTERLY

Forcible Rape	1	1	0	0	0
Robbery	5	5	0	0	0
Aggravated Assault	15	14	1	0	0
Burglary-Breaking or Entering	12	10	2	0	0
Larceny-Theft (Except Motor Vehicle Theft)	40	40	0	0	0
Motor Vehicle Theft	2	1	0	1	0
Other Assaults (Return A-5e)	130	118	10	2	0
Forgery and Counterfeiting	11	11	0	0	0
Fraud	76	73	3	0	0
Embezzlement	6	6	0	0	0
Stolen Property: Buying, Receiving, Possessing	21	19	2	0	0
Vandalism	20	18	1	1	0
Weapons: Carrying, Possessing, etc.	11	11	0	0	0
Sex Offenses (Except Forcible Rape/Prostitution)	4	3	1	0	0
Sale/Manufacturing: Opium or Cocaine	19	16	3	0	0
Sale/Manufacturing: Marijuana	8	5	2	1	0
Possession: Opium or Cocaine	22	20	2	0	0
Possession: Marijuana	47	44	2	1	0

Arrest Data - 18 Years of Age and Over

	Total	White	Black	Am. Indian or Alaskan Native	Asian or Pacific Islander
Possession: Other Dang Non-Narcotic Drugs	2	2	0	0	0
Gambling: Numbers/Lottery	3	3	0	0	0
Offenses Against Family and Children	2	2	0	0	0
Driving Under the Influence	51	50	0	0	1
Liquor Laws	37	37	0	0	0
Disorderly Conduct	73	67	6	0	0
All Other Offenses (Except Traffic)	195	170	21	3	1
TOTAL FOR WESTERLY	813	746	56	9	2

WOONSOCKET

Murder and Non-negligent Manslaughter	3	2	1	0	0
Forcible Rape	7	5	2	0	0
Robbery	11	8	3	0	0
Aggravated Assault	40	29	9	0	2
Burglary-Breaking or Entering	27	24	3	0	0
Larceny-Theft (Except Motor Vehicle Theft)	70	58	10	0	2
Motor Vehicle Theft	4	1	2	0	1
Other Assaults (Return A-5e)	276	231	38	0	7
Arson	1	1	0	0	0
Forgery and Counterfeiting	3	2	1	0	0
Fraud	34	30	4	0	0
Embezzlement	5	5	0	0	0
Stolen Property: Buying, Receiving, Possessing	1	1	0	0	0
Vandalism	41	37	4	0	0
Weapons: Carrying, Possessing, etc.	14	9	5	0	0
Prostitution and Commercialized Vice	51	43	7	0	1
Sex Offenses (Except Forcible Rape/Prostitution)	3	3	0	0	0
Sale/Manufacturing: Opium or Cocaine	30	23	6	0	1
Sale/Manufacturing: Marijuana	4	3	1	0	0
Possession: Opium or Cocaine	60	47	11	0	2
Possession: Marijuana	80	69	11	0	0
Offenses Against Family and Children	4	3	1	0	0
Driving Under the Influence	82	75	7	0	0
Liquor Laws	13	8	3	0	2
Disorderly Conduct	134	102	30	0	2
All Other Offenses (Except Traffic)	754	584	162	0	8
TOTAL FOR WOONSOCKET	1,752	1,403	321	0	28

Arrest Data - under 18 years of age Statewide Summary

	Total	White	Black	Am. Indian or Alaskan Native	Asian or Pacific Islander
Forcible Rape	22	18	2	2	0
Robbery	79	51	25	0	3
Aggravated Assault	157	116	37	1	3
Burglary-Breaking or Entering	286	232	49	0	5
Larceny-Theft (Except Motor Vehicle Theft)	1,099	836	236	2	25
Motor Vehicle Theft	108	59	47	0	2
Other Assaults (Return A-5e)	1,046	757	271	6	12
Arson	66	61	5	0	0
Forgery and Counterfeiting	14	11	1	0	2
Fraud	24	22	2	0	0
Embezzlement	16	14	2	0	0
Stolen Property: Buying, Receiving, Possessing	123	90	30	0	3
Vandalism	633	513	112	2	6
Weapons: Carrying, Possessing, etc.	185	138	37	1	9
Prostitution and Commercialized Vice	2	2	0	0	0
Sex Offenses (Except Forcible Rape/Prostitution)	27	19	8	0	0
Sale/Manufacturing: Opium or Cocaine	24	8	16	0	0
Sale/Manufacturing: Marijuana	48	44	2	0	2
Sale/Manufacturing: Synthetic Narcotics	3	3	0	0	0
Sale/Manufacturing: Other Dang Non-Narcotic	8	7	1	0	0
Possession: Opium or Cocaine	39	18	20	0	1
Possession: Marijuana	512	438	65	1	8
Possession: Synthetic Narcotics	2	1	1	0	0
Possession: Other Dang Non-Narcotic Drugs	18	15	3	0	0
Offenses Against Family and Children	96	81	14	0	1
Driving Under the Influence	36	32	4	0	0
Liquor Laws	167	163	4	0	0
Disorderly Conduct	927	675	226	6	20
Vagrancy	2	2	0	0	0
All Other Offenses (Except Traffic)	1,209	949	236	1	23
Suspicion	1	0	1	0	0
Curfew and Loitering Law Violations	15	13	2	0	0
Runaways	174	112	56	0	6
Grand Total	7,168	5,500	1,515	22	131

Arrest Data - under 18 years of age Listed by Jurisdiction

	Total	White	Black	Am. Indian or Alaskan Native	Asian or Pacific Islander
BARRINGTON					
Aggravated Assault	3	3	0	0	0
Burglary-Breaking or Entering	5	5	0	0	0
Larceny-Theft (Except Motor Vehicle Theft)	5	4	1	0	0
Other Assaults (Return A-5e)	13	11	2	0	0
Arson	2	2	0	0	0
Stolen Property: Buying, Receiving, Possessing	4	4	0	0	0
Vandalism	8	8	0	0	0
Weapons: Carrying, Possessing, etc.	3	3	0	0	0
Possession: Marijuana	10	10	0	0	0
Liquor Laws	10	10	0	0	0
Disorderly Conduct	2	2	0	0	0
All Other Offenses (Except Traffic)	17	17	0	0	0
TOTAL FOR BARRINGTON	82	79	3	0	0
BRISTOL					
Forcible Rape	1	1	0	0	0
Aggravated Assault	2	2	0	0	0
Burglary-Breaking or Entering	10	10	0	0	0
Larceny-Theft (Except Motor Vehicle Theft)	11	10	1	0	0
Motor Vehicle Theft	2	2	0	0	0
Other Assaults (Return A-5e)	22	22	0	0	0
Stolen Property: Buying, Receiving, Possessing	1	1	0	0	0
Vandalism	2	2	0	0	0
Weapons: Carrying, Possessing, etc.	1	1	0	0	0
Sale/Manufacturing: Marijuana	1	1	0	0	0
Possession: Marijuana	9	9	0	0	0
Offenses Against Family and Children	3	1	2	0	0
Liquor Laws	2	2	0	0	0
Disorderly Conduct	22	22	0	0	0
All Other Offenses (Except Traffic)	4	4	0	0	0
Curfew and Loitering Law Violations	1	1	0	0	0
TOTAL FOR BRISTOL	94	91	3	0	0
BROWN UNIVERSITY					
Robbery	1	1	0	0	0
Possession: Marijuana	1	1	0	0	0
TOTAL FOR BROWN UNIVERSITY	2	2	0	0	0

Arrest Data - Under 18 Years of Age

	Total	White	Black	Am. Indian or Alaskan Native	Asian or Pacific Islander
BURRILLVILLE					
Forcible Rape	1	1	0	0	0
Aggravated Assault	1	1	0	0	0
Burglary-Breaking or Entering	1	1	0	0	0
Larceny-Theft (Except Motor Vehicle Theft)	4	3	1	0	0
Other Assaults (Return A-5e)	12	12	0	0	0
Vandalism	6	6	0	0	0
Possession: Marijuana	12	12	0	0	0
Liquor Laws	1	1	0	0	0
Disorderly Conduct	17	17	0	0	0
All Other Offenses (Except Traffic)	8	8	0	0	0
TOTAL FOR BURRILLVILLE	63	62	1	0	0
CENTRAL FALLS					
Robbery	6	6	0	0	0
Aggravated Assault	6	4	2	0	0
Burglary-Breaking or Entering	2	2	0	0	0
Larceny-Theft (Except Motor Vehicle Theft)	5	5	0	0	0
Motor Vehicle Theft	1	1	0	0	0
Other Assaults (Return A-5e)	18	16	2	0	0
Arson	4	2	2	0	0
Forgery and Counterfeiting	1	1	0	0	0
Stolen Property: Buying, Receiving, Possessing	5	4	1	0	0
Vandalism	11	9	2	0	0
Weapons: Carrying, Possessing, etc.	3	2	1	0	0
Sale/Manufacturing: Other Dang Non-Narcotic	4	3	1	0	0
Possession: Opium or Cocaine	2	1	1	0	0
Possession: Marijuana	4	4	0	0	0
Liquor Laws	1	1	0	0	0
Disorderly Conduct	20	10	10	0	0
All Other Offenses (Except Traffic)	28	22	6	0	0
TOTAL FOR CENTRAL FALLS	121	93	28	0	0

Arrest Data - Under 18 Years of Age

	Total	White	Black	Am. Indian or Alaskan Native	Asian or Pacific Islander
CHARLESTOWN					
Forcible Rape	1	0	0	1	0
Aggravated Assault	1	1	0	0	0
Burglary-Breaking or Entering	2	2	0	0	0
Larceny-Theft (Except Motor Vehicle Theft)	1	1	0	0	0
Other Assaults (Return A-5e)	3	3	0	0	0
Vandalism	3	3	0	0	0
Sex Offenses (Except Forcible Rape/Prostitution)	1	1	0	0	0
Possession: Marijuana	5	5	0	0	0
Offenses Against Family and Children	4	4	0	0	0
Liquor Laws	9	9	0	0	0
Disorderly Conduct	5	1	1	3	0
All Other Offenses (Except Traffic)	2	2	0	0	0
TOTAL FOR CHARLESTOWN	37	32	1	4	0
COVENTRY					
Forcible Rape	1	1	0	0	0
Aggravated Assault	8	5	3	0	0
Burglary-Breaking or Entering	9	9	0	0	0
Larceny-Theft (Except Motor Vehicle Theft)	32	29	2	0	1
Other Assaults (Return A-5e)	35	28	6	0	1
Forgery and Counterfeiting	1	1	0	0	0
Fraud	3	3	0	0	0
Embezzlement	1	1	0	0	0
Stolen Property: Buying, Receiving, Possessing	6	6	0	0	0
Vandalism	23	23	0	0	0
Weapons: Carrying, Possessing, etc.	2	2	0	0	0
Prostitution and Commercialized Vice	2	2	0	0	0
Sex Offenses (Except Forcible Rape/Prostitution)	1	1	0	0	0
Sale/Manufacturing: Marijuana	1	0	1	0	0
Possession: Marijuana	20	20	0	0	0
Possession: Other Dang Non-Narcotic Drugs	2	2	0	0	0
Offenses Against Family and Children	12	12	0	0	0
Driving Under the Influence	2	2	0	0	0

Arrest Data - Under 18 Years of Age

	Total	White	Black	Am. Indian or Alaskan Native	Asian or Pacific Islander
Liquor Laws	12	12	0	0	0
Disorderly Conduct	44	41	2	0	1
All Other Offenses (Except Traffic)	17	17	0	0	0
Runaways	6	6	0	0	0
TOTAL FOR COVENTRY	240	223	14	0	3
CRANSTON					
Forcible Rape	3	3	0	0	0
Robbery	4	2	2	0	0
Aggravated Assault	9	7	1	0	1
Burglary-Breaking or Entering	22	20	2	0	0
Larceny-Theft (Except Motor Vehicle Theft)	124	78	40	1	5
Motor Vehicle Theft	2	1	1	0	0
Other Assaults (Return A-5e)	50	39	10	0	1
Arson	8	8	0	0	0
Forgery and Counterfeiting	3	1	0	0	2
Fraud	1	0	1	0	0
Embezzlement	2	2	0	0	0
Stolen Property: Buying, Receiving, Possessing	18	11	4	0	3
Vandalism	49	43	6	0	0
Weapons: Carrying, Possessing, etc.	19	16	1	0	2
Sex Offenses (Except Forcible Rape/Prostitution)	4	3	1	0	0
Sale/Manufacturing: Marijuana	4	4	0	0	0
Possession: Opium or Cocaine	1	0	1	0	0
Possession: Marijuana	34	28	3	0	3
Possession: Other Dang Non-Narcotic Drugs	2	2	0	0	0
Liquor Laws	7	7	0	0	0
Disorderly Conduct	71	51	16	0	4
All Other Offenses (Except Traffic)	65	53	8	0	4
TOTAL FOR CRANSTON	502	379	97	1	25
CUMBERLAND					
Robbery	3	3	0	0	0
Aggravated Assault	1	1	0	0	0
Burglary-Breaking or Entering	6	4	2	0	0
Larceny-Theft (Except Motor Vehicle Theft)	21	20	1	0	0

Arrest Data - Under 18 Years of Age

	Total	White	Black	Am. Indian or Alaskan Native	Asian or Pacific Islander
Motor Vehicle Theft	2	2	0	0	0
Other Assaults (Return A-5e)	16	12	3	0	1
Stolen Property: Buying, Receiving, Possessing	6	6	0	0	0
Vandalism	9	7	2	0	0
Weapons: Carrying, Possessing, etc.	1	1	0	0	0
Sex Offenses (Except Forcible Rape/Prostitution)	1	1	0	0	0
Sale/Manufacturing: Marijuana	1	1	0	0	0
Possession: Opium or Cocaine	1	1	0	0	0
Possession: Marijuana	26	24	2	0	0
Liquor Laws	12	12	0	0	0
Disorderly Conduct	18	17	1	0	0
All Other Offenses (Except Traffic)	51	50	1	0	0
Runaways	9	9	0	0	0
TOTAL FOR CUMBERLAND	184	171	12	0	1
DEM					
Larceny-Theft (Except Motor Vehicle Theft)	2	2	0	0	0
Possession: Marijuana	3	3	0	0	0
Disorderly Conduct	1	1	0	0	0
All Other Offenses (Except Traffic)	7	6	1	0	0
TOTAL FOR DEM	13	12	1	0	0
EAST GREENWICH					
Burglary-Breaking or Entering	1	1	0	0	0
Larceny-Theft (Except Motor Vehicle Theft)	9	7	1	0	1
Other Assaults (Return A-5e)	5	5	0	0	0
Arson	1	1	0	0	0
Vandalism	6	6	0	0	0
Possession: Marijuana	7	7	0	0	0
Driving Under the Influence	1	1	0	0	0
Liquor Laws	7	7	0	0	0
Disorderly Conduct	6	6	0	0	0
All Other Offenses (Except Traffic)	21	19	1	0	1
Runaways	1	0	1	0	0
TOTAL FOR EAST GREENWICH	65	60	3	0	2

Arrest Data - Under 18 Years of Age

	Total	White	Black	Am. Indian or Alaskan Native	Asian or Pacific Islander
EAST PROVIDENCE					
Forcible Rape	2	1	1	0	0
Robbery	2	0	2	0	0
Aggravated Assault	5	4	1	0	0
Burglary-Breaking or Entering	15	11	4	0	0
Larceny-Theft (Except Motor Vehicle Theft)	47	22	25	0	0
Motor Vehicle Theft	2	0	2	0	0
Other Assaults (Return A-5e)	27	17	10	0	0
Arson	1	1	0	0	0
Embezzlement	2	1	1	0	0
Stolen Property: Buying, Receiving, Possessing	20	12	8	0	0
Vandalism	18	11	7	0	0
Weapons: Carrying, Possessing, etc.	8	6	2	0	0
Sex Offenses (Except Forcible Rape/Prostitution)	1	1	0	0	0
Sale/Manufacturing: Marijuana	4	4	0	0	0
Possession: Opium or Cocaine	1	1	0	0	0
Possession: Marijuana	21	17	4	0	0
Possession: Other Dang Non-Narcotic Drugs	3	3	0	0	0
Offenses Against Family and Children	19	14	5	0	0
Disorderly Conduct	20	14	6	0	0
All Other Offenses (Except Traffic)	44	32	11	0	1
TOTAL FOR EAST PROVIDENCE	262	172	89	0	1
FOSTER					
Aggravated Assault	1	1	0	0	0
Burglary-Breaking or Entering	1	1	0	0	0
Larceny-Theft (Except Motor Vehicle Theft)	4	4	0	0	0
Vandalism	2	2	0	0	0
Offenses Against Family and Children	1	1	0	0	0
Disorderly Conduct	2	2	0	0	0
All Other Offenses (Except Traffic)	2	2	0	0	0
TOTAL FOR FOSTER	13	13	0	0	0
GLOCESTER					
Robbery	1	1	0	0	0
Aggravated Assault	1	1	0	0	0

Arrest Data - Under 18 Years of Age

	Total	White	Black	Am. Indian or Alaskan Native	Asian or Pacific Islander
Burglary-Breaking or Entering	3	3	0	0	0
Larceny-Theft (Except Motor Vehicle Theft)	6	6	0	0	0
Other Assaults (Return A-5e)	5	5	0	0	0
Arson	1	1	0	0	0
Vandalism	9	8	1	0	0
Weapons: Carrying, Possessing, etc.	4	3	1	0	0
Sex Offenses (Except Forcible Rape/Prostitution)	1	1	0	0	0
Possession: Marijuana	13	10	3	0	0
Possession: Other Dang Non-Narcotic Drugs	1	1	0	0	0
Driving Under the Influence	2	2	0	0	0
Liquor Laws	6	6	0	0	0
Disorderly Conduct	16	15	1	0	0
All Other Offenses (Except Traffic)	91	89	2	0	0
Curfew and Loitering Law Violations	2	2	0	0	0
Runaways	2	2	0	0	0
TOTAL FOR GLOCESTER	164	156	8	0	0
HOPKINTON					
Aggravated Assault	2	2	0	0	0
Larceny-Theft (Except Motor Vehicle Theft)	1	1	0	0	0
Other Assaults (Return A-5e)	7	7	0	0	0
Stolen Property: Buying, Receiving, Possessing	2	2	0	0	0
Vandalism	10	10	0	0	0
Weapons: Carrying, Possessing, etc.	1	1	0	0	0
Possession: Marijuana	5	5	0	0	0
Driving Under the Influence	1	1	0	0	0
Liquor Laws	1	1	0	0	0
Disorderly Conduct	11	11	0	0	0
All Other Offenses (Except Traffic)	28	28	0	0	0
TOTAL FOR HOPKINTON	69	69	0	0	0
JAMESTOWN					
Burglary-Breaking or Entering	2	2	0	0	0
Larceny-Theft (Except Motor Vehicle Theft)	6	6	0	0	0
Other Assaults (Return A-5e)	2	2	0	0	0
Possession: Marijuana	5	5	0	0	0

Arrest Data - Under 18 Years of Age

	Total	White	Black	Am. Indian or Alaskan Native	Asian or Pacific Islander
Liquor Laws	4	4	0	0	0
Disorderly Conduct	2	1	1	0	0
All Other Offenses (Except Traffic)	5	5	0	0	0
TOTAL FOR JAMESTOWN	26	25	1	0	0
JOHNSTON					
Robbery	2	2	0	0	0
Aggravated Assault	4	4	0	0	0
Burglary-Breaking or Entering	11	10	1	0	0
Larceny-Theft (Except Motor Vehicle Theft)	17	13	3	0	1
Motor Vehicle Theft	2	1	1	0	0
Other Assaults (Return A-5e)	33	25	8	0	0
Stolen Property: Buying, Receiving, Possessing	2	2	0	0	0
Vandalism	37	35	1	1	0
Weapons: Carrying, Possessing, etc.	6	6	0	0	0
Sale/Manufacturing: Opium or Cocaine	1	1	0	0	0
Sale/Manufacturing: Marijuana	2	2	0	0	0
Possession: Opium or Cocaine	1	1	0	0	0
Possession: Marijuana	6	5	0	0	1
Disorderly Conduct	20	17	3	0	0
All Other Offenses (Except Traffic)	15	10	4	0	1
Runaways	5	5	0	0	0
TOTAL FOR JOHNSTON	164	139	21	1	3
LINCOLN					
Robbery	1	1	0	0	0
Aggravated Assault	5	4	1	0	0
Burglary-Breaking or Entering	7	6	1	0	0
Larceny-Theft (Except Motor Vehicle Theft)	14	9	4	0	1
Other Assaults (Return A-5e)	24	20	4	0	0
Arson	1	1	0	0	0
Fraud	2	2	0	0	0
Stolen Property: Buying, Receiving, Possessing	5	4	1	0	0
Vandalism	13	12	1	0	0
Weapons: Carrying, Possessing, etc.	1	1	0	0	0
Possession: Marijuana	6	6	0	0	0

Arrest Data - Under 18 Years of Age

	Total	White	Black	Am. Indian or Alaskan Native	Asian or Pacific Islander
Liquor Laws	2	2	0	0	0
Disorderly Conduct	5	5	0	0	0
All Other Offenses (Except Traffic)	9	8	1	0	0
Runaways	1	1	0	0	0
TOTAL FOR LINCOLN	96	82	13	0	1
LITTLE COMPTON					
Larceny-Theft (Except Motor Vehicle Theft)	2	1	1	0	0
Other Assaults (Return A-5e)	13	7	6	0	0
Stolen Property: Buying, Receiving, Possessing	5	3	2	0	0
Vandalism	8	4	4	0	0
Weapons: Carrying, Possessing, etc.	2	2	0	0	0
Possession: Opium or Cocaine	1	1	0	0	0
Possession: Marijuana	4	4	0	0	0
Driving Under the Influence	1	1	0	0	0
Disorderly Conduct	10	9	1	0	0
All Other Offenses (Except Traffic)	15	14	1	0	0
TOTAL FOR LITTLE COMPTON	61	46	15	0	0
MIDDLETOWN					
Robbery	1	0	0	0	1
Aggravated Assault	1	1	0	0	0
Burglary-Breaking or Entering	2	1	1	0	0
Larceny-Theft (Except Motor Vehicle Theft)	17	11	6	0	0
Motor Vehicle Theft	1	1	0	0	0
Other Assaults (Return A-5e)	14	7	7	0	0
Forgery and Counterfeiting	1	1	0	0	0
Fraud	1	1	0	0	0
Vandalism	10	7	3	0	0
Weapons: Carrying, Possessing, etc.	5	4	1	0	0
Possession: Marijuana	16	14	2	0	0
Driving Under the Influence	3	2	1	0	0
Liquor Laws	2	2	0	0	0
Disorderly Conduct	3	1	2	0	0
All Other Offenses (Except Traffic)	25	17	8	0	0
Runaways	5	5	0	0	0
TOTAL FOR MIDDLETOWN	107	75	31	0	1

Arrest Data - Under 18 Years of Age

	Total	White	Black	Am. Indian or Alaskan Native	Asian or Pacific Islander
NARRAGANSETT					
Robbery	1	1	0	0	0
Burglary-Breaking or Entering	12	10	2	0	0
Larceny-Theft (Except Motor Vehicle Theft)	10	9	1	0	0
Other Assaults (Return A-5e)	9	8	0	1	0
Fraud	1	1	0	0	0
Vandalism	11	10	1	0	0
Weapons: Carrying, Possessing, etc.	4	3	1	0	0
Possession: Marijuana	4	4	0	0	0
Offenses Against Family and Children	2	1	1	0	0
Driving Under the Influence	1	1	0	0	0
Liquor Laws	4	3	1	0	0
Disorderly Conduct	5	4	1	0	0
All Other Offenses (Except Traffic)	7	7	0	0	0
TOTAL FOR NARRAGANSETT	71	62	8	1	0
NARRAGANSETT TRIBAL					
TOTAL FOR NARRAGANSETT TRIBAL	0	0	0	0	0
NEW SHOREHAM					
Larceny-Theft (Except Motor Vehicle Theft)	2	2	0	0	0
Arson	2	2	0	0	0
Possession: Marijuana	1	1	0	0	0
Liquor Laws	6	6	0	0	0
Disorderly Conduct	3	3	0	0	0
TOTAL FOR NEW SHOREHAM	14	14	0	0	0
NEWPORT					
Robbery	1	0	1	0	0
Aggravated Assault	20	10	9	0	1
Burglary-Breaking or Entering	8	4	4	0	0

Arrest Data - Under 18 Years of Age

	Total	White	Black	Am. Indian or Alaskan Native	Asian or Pacific Islander
Larceny-Theft (Except Motor Vehicle Theft)	60	37	21	0	2
Other Assaults (Return A-5e)	68	28	39	1	0
Arson	5	3	2	0	0
Embezzlement	1	1	0	0	0
Vandalism	20	7	13	0	0
Weapons: Carrying, Possessing, etc.	12	7	4	1	0
Sale/Manufacturing: Opium or Cocaine	2	0	2	0	0
Sale/Manufacturing: Marijuana	5	5	0	0	0
Possession: Marijuana	15	11	4	0	0
Possession: Other Dang Non-Narcotic Drugs	1	0	1	0	0
Driving Under the Influence	3	1	2	0	0
Liquor Laws	8	8	0	0	0
Disorderly Conduct	21	7	13	1	0
All Other Offenses (Except Traffic)	40	18	21	0	1
Runaways	5	3	2	0	0
TOTAL FOR NEWPORT	295	150	138	3	4
NORTH KINGSTOWN					
Forcible Rape	1	1	0	0	0
Aggravated Assault	2	2	0	0	0
Burglary-Breaking or Entering	3	3	0	0	0
Larceny-Theft (Except Motor Vehicle Theft)	18	18	0	0	0
Motor Vehicle Theft	2	2	0	0	0
Other Assaults (Return A-5e)	31	29	2	0	0
Arson	3	3	0	0	0
Fraud	4	4	0	0	0
Embezzlement	1	1	0	0	0
Stolen Property: Buying, Receiving, Possessing	3	3	0	0	0
Vandalism	27	26	1	0	0
Weapons: Carrying, Possessing, etc.	5	5	0	0	0
Sex Offenses (Except Forcible Rape/Prostitution)	1	1	0	0	0
Sale/Manufacturing: Marijuana	3	3	0	0	0
Possession: Marijuana	13	12	1	0	0
Possession: Other Dang Non-Narcotic Drugs	1	1	0	0	0
Driving Under the Influence	3	3	0	0	0
Liquor Laws	2	1	1	0	0

Arrest Data - Under 18 Years of Age

	Total	White	Black	Am. Indian or Alaskan Native	Asian or Pacific Islander
Disorderly Conduct	9	9	0	0	0
All Other Offenses (Except Traffic)	21	21	0	0	0
TOTAL FOR NORTH KINGSTOWN	153	148	5	0	0
NORTH PROVIDENCE					
Robbery	4	4	0	0	0
Aggravated Assault	2	1	1	0	0
Burglary-Breaking or Entering	8	8	0	0	0
Larceny-Theft (Except Motor Vehicle Theft)	9	5	4	0	0
Motor Vehicle Theft	1	1	0	0	0
Other Assaults (Return A-5e)	32	29	3	0	0
Arson	1	1	0	0	0
Fraud	1	1	0	0	0
Embezzlement	1	0	1	0	0
Stolen Property: Buying, Receiving, Possessing	9	5	4	0	0
Vandalism	15	10	4	1	0
Weapons: Carrying, Possessing, etc.	1	1	0	0	0
Sex Offenses (Except Forcible Rape/Prostitution)	2	0	2	0	0
Sale/Manufacturing: Opium or Cocaine	1	0	1	0	0
Possession: Marijuana	13	11	2	0	0
Offenses Against Family and Children	1	1	0	0	0
Disorderly Conduct	20	15	5	0	0
All Other Offenses (Except Traffic)	25	24	1	0	0
TOTAL FOR NORTH PROVIDENCE	146	117	28	1	0
NORTH SMITHFIELD					
Burglary-Breaking or Entering	7	7	0	0	0
Larceny-Theft (Except Motor Vehicle Theft)	2	2	0	0	0
Motor Vehicle Theft	1	1	0	0	0
Other Assaults (Return A-5e)	10	8	2	0	0
Stolen Property: Buying, Receiving, Possessing	1	1	0	0	0
Vandalism	4	2	2	0	0
Weapons: Carrying, Possessing, etc.	3	3	0	0	0
Sale/Manufacturing: Marijuana	1	1	0	0	0
Possession: Marijuana	1	1	0	0	0
Disorderly Conduct	1	1	0	0	0

Arrest Data - Under 18 Years of Age

	Total	White	Black	Am. Indian or Alaskan Native	Asian or Pacific Islander
All Other Offenses (Except Traffic)	6	6	0	0	0
TOTAL FOR NORTH SMITHFIELD	37	33	4	0	0
PAWTUCKET					
Forcible Rape	4	3	1	0	0
Robbery	18	14	4	0	0
Aggravated Assault	26	19	7	0	0
Burglary-Breaking or Entering	44	24	20	0	0
Larceny-Theft (Except Motor Vehicle Theft)	57	38	19	0	0
Motor Vehicle Theft	17	6	11	0	0
Other Assaults (Return A-5e)	123	74	49	0	0
Arson	4	4	0	0	0
Stolen Property: Buying, Receiving, Possessing	2	0	2	0	0
Vandalism	52	33	19	0	0
Weapons: Carrying, Possessing, etc.	9	8	1	0	0
Sex Offenses (Except Forcible Rape/Prostitution)	2	2	0	0	0
Sale/Manufacturing: Opium or Cocaine	1	1	0	0	0
Possession: Opium or Cocaine	2	0	2	0	0
Possession: Marijuana	32	22	10	0	0
Offenses Against Family and Children	18	14	4	0	0
Liquor Laws	9	9	0	0	0
Disorderly Conduct	77	43	33	1	0
All Other Offenses (Except Traffic)	206	137	68	0	1
Curfew and Loitering Law Violations	8	8	0	0	0
Runaways	25	14	11	0	0
TOTAL FOR PAWTUCKET	736	473	261	1	1
PORTSMOUTH					
Forcible Rape	1	1	0	0	0
Aggravated Assault	1	1	0	0	0
Burglary-Breaking or Entering	10	9	1	0	0
Larceny-Theft (Except Motor Vehicle Theft)	17	17	0	0	0
Other Assaults (Return A-5e)	24	21	3	0	0
Arson	4	4	0	0	0
Fraud	1	1	0	0	0
Stolen Property: Buying, Receiving, Possessing	6	5	1	0	0

Arrest Data - Under 18 Years of Age

	Total	White	Black	Am. Indian or Alaskan Native	Asian or Pacific Islander
Vandalism	20	19	0	0	1
Weapons: Carrying, Possessing, etc.	3	3	0	0	0
Possession: Opium or Cocaine	3	3	0	0	0
Possession: Marijuana	18	16	1	0	1
Offenses Against Family and Children	22	20	2	0	0
Driving Under the Influence	2	2	0	0	0
Liquor Laws	17	17	0	0	0
Disorderly Conduct	13	13	0	0	0
All Other Offenses (Except Traffic)	30	25	5	0	0
Runaways	102	55	41	0	6
TOTAL FOR PORTSMOUTH	294	232	54	0	8
PROVIDENCE					
Forcible Rape	1	0	0	1	0
Robbery	27	10	15	0	2
Aggravated Assault	11	7	4	0	0
Burglary-Breaking or Entering	12	7	4	0	1
Larceny-Theft (Except Motor Vehicle Theft)	47	20	24	0	3
Motor Vehicle Theft	46	14	30	0	2
Other Assaults (Return A-5e)	147	71	68	1	7
Forgery and Counterfeiting	1	0	1	0	0
Stolen Property: Buying, Receiving, Possessing	13	6	7	0	0
Vandalism	37	18	19	0	0
Weapons: Carrying, Possessing, etc.	27	8	15	0	4
Sex Offenses (Except Forcible Rape/Prostitution)	5	1	4	0	0
Sale/Manufacturing: Opium or Cocaine	17	5	12	0	0
Sale/Manufacturing: Marijuana	9	7	1	0	1
Possession: Opium or Cocaine	22	7	15	0	0
Possession: Marijuana	42	19	20	0	3
Offenses Against Family and Children	2	1	0	0	1
Liquor Laws	2	1	1	0	0
Disorderly Conduct	196	97	87	0	12
Vagrancy	2	2	0	0	0
All Other Offenses (Except Traffic)	120	58	51	1	10
Suspicion	1	0	1	0	0
Curfew and Loitering Law Violations	2	0	2	0	0
TOTAL FOR PROVIDENCE	789	359	381	3	46

Arrest Data - Under 18 Years of Age

	Total	White	Black	Am. Indian or Alaskan Native	Asian or Pacific Islander
RICHMOND					
Larceny-Theft (Except Motor Vehicle Theft)	2	1	0	1	0
Other Assaults (Return A-5e)	11	11	0	0	0
Fraud	1	1	0	0	0
Embezzlement	2	2	0	0	0
Vandalism	1	1	0	0	0
Weapons: Carrying, Possessing, etc.	2	2	0	0	0
Sale/Manufacturing: Marijuana	1	1	0	0	0
Possession: Marijuana	6	6	0	0	0
Liquor Laws	1	1	0	0	0
Disorderly Conduct	13	13	0	0	0
All Other Offenses (Except Traffic)	5	5	0	0	0
Curfew and Loitering Law Violations	1	1	0	0	0
TOTAL FOR RICHMOND	46	45	0	1	0
SCITUATE					
Forcible Rape	1	1	0	0	0
Aggravated Assault	1	1	0	0	0
Burglary-Breaking or Entering	3	3	0	0	0
Larceny-Theft (Except Motor Vehicle Theft)	2	2	0	0	0
Motor Vehicle Theft	1	1	0	0	0
Other Assaults (Return A-5e)	3	3	0	0	0
Vandalism	11	11	0	0	0
Possession: Marijuana	4	4	0	0	0
Disorderly Conduct	7	7	0	0	0
All Other Offenses (Except Traffic)	10	10	0	0	0
TOTAL FOR SCITUATE	43	43	0	0	0
SMITHFIELD					
Aggravated Assault	4	3	0	1	0
Burglary-Breaking or Entering	4	3	1	0	0
Larceny-Theft (Except Motor Vehicle Theft)	48	42	4	0	2
Other Assaults (Return A-5e)	11	8	3	0	0
Arson	3	2	1	0	0

Arrest Data - Under 18 Years of Age

	Total	White	Black	Am. Indian or Alaskan Native	Asian or Pacific Islander
Embezzlement	1	1	0	0	0
Vandalism	12	10	1	0	1
Weapons: Carrying, Possessing, etc.	3	3	0	0	0
Possession: Marijuana	12	11	1	0	0
Possession: Other Dang Non-Narcotic Drugs	1	1	0	0	0
Liquor Laws	1	1	0	0	0
Disorderly Conduct	3	2	0	1	0
All Other Offenses (Except Traffic)	18	18	0	0	0
TOTAL FOR SMITHFIELD	121	105	11	2	3
SOUTH KINGSTOWN					
Aggravated Assault	1	1	0	0	0
Burglary-Breaking or Entering	5	5	0	0	0
Larceny-Theft (Except Motor Vehicle Theft)	13	11	2	0	0
Motor Vehicle Theft	2	2	0	0	0
Other Assaults (Return A-5e)	10	7	3	0	0
Arson	1	1	0	0	0
Forgery and Counterfeiting	1	1	0	0	0
Vandalism	13	10	3	0	0
Weapons: Carrying, Possessing, etc.	2	1	1	0	0
Sale/Manufacturing: Marijuana	1	0	0	0	1
Possession: Opium or Cocaine	1	0	0	0	1
Possession: Marijuana	11	8	3	0	0
Driving Under the Influence	3	2	1	0	0
Liquor Laws	5	5	0	0	0
Disorderly Conduct	8	4	4	0	0
All Other Offenses (Except Traffic)	5	4	1	0	0
TOTAL FOR SOUTH KINGSTOWN	82	62	18	0	2
SP CHEPACHET					
Larceny-Theft (Except Motor Vehicle Theft)	1	0	1	0	0
Other Assaults (Return A-5e)	3	2	1	0	0
Stolen Property: Buying, Receiving, Possessing	1	1	0	0	0
Vandalism	1	1	0	0	0
Disorderly Conduct	3	1	2	0	0
TOTAL FOR SP CHEPACHET	9	5	4	0	0

Arrest Data - Under 18 Years of Age

	Total	White	Black	Am. Indian or Alaskan Native	Asian or Pacific Islander
SP HEADQUARTERS					
Forcible Rape	1	1	0	0	0
Aggravated Assault	1	0	1	0	0
Other Assaults (Return A-5e)	5	4	1	0	0
Fraud	1	1	0	0	0
Embezzlement	1	1	0	0	0
Possession: Marijuana	2	1	0	1	0
Disorderly Conduct	1	1	0	0	0
All Other Offenses (Except Traffic)	29	20	9	0	0
TOTAL FOR SP HEADQUARTERS	41	29	11	1	0
SP HOPE VALLEY					
Aggravated Assault	1	1	0	0	0
Larceny-Theft (Except Motor Vehicle Theft)	5	5	0	0	0
Other Assaults (Return A-5e)	8	7	1	0	0
Stolen Property: Buying, Receiving, Possessing	2	2	0	0	0
Vandalism	9	8	1	0	0
Weapons: Carrying, Possessing, etc.	3	3	0	0	0
Sale/Manufacturing: Marijuana	1	1	0	0	0
Possession: Marijuana	3	3	0	0	0
Possession: Synthetic Narcotics	1	1	0	0	0
Disorderly Conduct	7	3	4	0	0
All Other Offenses (Except Traffic)	4	3	1	0	0
TOTAL FOR SP HOPE VALLEY	44	37	7	0	0
SP LINCOLN					
Burglary-Breaking or Entering	2	0	0	0	2
Motor Vehicle Theft	2	1	1	0	0
Other Assaults (Return A-5e)	5	4	1	0	0
Stolen Property: Buying, Receiving, Possessing	1	1	0	0	0
Vandalism	2	2	0	0	0
Possession: Marijuana	1	0	1	0	0
All Other Offenses (Except Traffic)	8	6	2	0	0
TOTAL FOR SP LINCOLN	21	14	5	0	2

Arrest Data - Under 18 Years of Age

	Total	White	Black	Am. Indian or Alaskan Native	Asian or Pacific Islander
SP PORTSMOUTH					
Possession: Marijuana	3	3	0	0	0
All Other Offenses (Except Traffic)	2	2	0	0	0
TOTAL FOR SP PORTSMOUTH	5	5	0	0	0
SP WICKFORD					
Other Assaults (Return A-5e)	1	0	1	0	0
Disorderly Conduct	1	1	0	0	0
TOTAL FOR SP WICKFORD	2	1	1	0	0
TIVERTON					
Burglary-Breaking or Entering	8	7	0	0	1
Larceny-Theft (Except Motor Vehicle Theft)	5	5	0	0	0
Motor Vehicle Theft	1	1	0	0	0
Other Assaults (Return A-5e)	11	9	2	0	0
Stolen Property: Buying, Receiving, Possessing	1	1	0	0	0
Vandalism	9	9	0	0	0
Sex Offenses (Except Forcible Rape/Prostitution)	1	1	0	0	0
Sale/Manufacturing: Marijuana	1	1	0	0	0
Possession: Marijuana	13	13	0	0	0
Offenses Against Family and Children	5	5	0	0	0
Driving Under the Influence	1	1	0	0	0
Liquor Laws	6	6	0	0	0
Disorderly Conduct	14	14	0	0	0
All Other Offenses (Except Traffic)	6	6	0	0	0
Runaways	12	11	1	0	0
TOTAL FOR TIVERTON	94	90	3	0	1
URI					
Larceny-Theft (Except Motor Vehicle Theft)	1	1	0	0	0
Possession: Marijuana	4	4	0	0	0
All Other Offenses (Except Traffic)	1	1	0	0	0
TOTAL FOR URI	6	6	0	0	0

Arrest Data - Under 18 Years of Age

	Total	White	Black	Am. Indian or Alaskan Native	Asian or Pacific Islander
WARREN					
Burglary-Breaking or Entering	8	8	0	0	0
Larceny-Theft (Except Motor Vehicle Theft)	4	4	0	0	0
Motor Vehicle Theft	3	3	0	0	0
Other Assaults (Return A-5e)	8	8	0	0	0
Arson	2	2	0	0	0
Vandalism	9	7	2	0	0
Sale/Manufacturing: Opium or Cocaine	1	0	1	0	0
Possession: Marijuana	7	7	0	0	0
Offenses Against Family and Children	1	1	0	0	0
Driving Under the Influence	1	1	0	0	0
Liquor Laws	1	1	0	0	0
Disorderly Conduct	10	10	0	0	0
All Other Offenses (Except Traffic)	15	12	3	0	0
Curfew and Loitering Law Violations	1	1	0	0	0
TOTAL FOR WARREN	71	65	6	0	0
WARWICK					
Forcible Rape	2	2	0	0	0
Robbery	3	3	0	0	0
Aggravated Assault	11	11	0	0	0
Burglary-Breaking or Entering	20	20	0	0	0
Larceny-Theft (Except Motor Vehicle Theft)	355	289	58	0	8
Motor Vehicle Theft	10	9	1	0	0
Other Assaults (Return A-5e)	84	72	12	0	0
Arson	5	5	0	0	0
Forgery and Counterfeiting	1	1	0	0	0
Fraud	5	5	0	0	0
Embezzlement	2	2	0	0	0
Stolen Property: Buying, Receiving, Possessing	7	7	0	0	0
Vandalism	48	41	5	0	2
Weapons: Carrying, Possessing, etc.	16	11	4	0	1
Sale/Manufacturing: Marijuana	6	6	0	0	0

Arrest Data - Under 18 Years of Age

	Total	White	Black	Am. Indian or Alaskan Native	Asian or Pacific Islander
Sale/Manufacturing: Synthetic Narcotics	2	2	0	0	0
Sale/Manufacturing: Other Dang Non-Narcotic	1	1	0	0	0
Possession: Opium or Cocaine	1	0	1	0	0
Possession: Marijuana	48	45	3	0	0
Possession: Other Dang Non-Narcotic Drugs	3	2	1	0	0
Driving Under the Influence	8	8	0	0	0
Liquor Laws	15	14	1	0	0
Disorderly Conduct	39	34	4	0	1
All Other Offenses (Except Traffic)	60	49	11	0	0
Runaways	1	1	0	0	0
TOTAL FOR WARWICK	753	640	101	0	12
WEST GREENWICH					
Aggravated Assault	1	1	0	0	0
Larceny-Theft (Except Motor Vehicle Theft)	2	2	0	0	0
Other Assaults (Return A-5e)	4	4	0	0	0
Weapons: Carrying, Possessing, etc.	3	3	0	0	0
Sale/Manufacturing: Other Dang Non-Narcotic	2	2	0	0	0
Possession: Marijuana	6	6	0	0	0
Possession: Other Dang Non-Narcotic Drugs	1	1	0	0	0
Driving Under the Influence	1	1	0	0	0
Liquor Laws	6	6	0	0	0
Disorderly Conduct	5	5	0	0	0
All Other Offenses (Except Traffic)	16	16	0	0	0
TOTAL FOR WEST GREENWICH	47	47	0	0	0
WEST WARWICK					
Aggravated Assault	4	4	0	0	0
Burglary-Breaking or Entering	14	11	3	0	0
Larceny-Theft (Except Motor Vehicle Theft)	18	18	0	0	0
Motor Vehicle Theft	2	2	0	0	0
Other Assaults (Return A-5e)	51	47	4	0	0
Arson	6	6	0	0	0
Fraud	1	1	0	0	0
Stolen Property: Buying, Receiving, Possessing	1	1	0	0	0
Vandalism	39	35	4	0	0

Arrest Data - Under 18 Years of Age

	Total	White	Black	Am. Indian or Alaskan Native	Asian or Pacific Islander
Weapons: Carrying, Possessing, etc.	13	13	0	0	0
Sex Offenses (Except Forcible Rape/Prostitution)	3	3	0	0	0
Sale/Manufacturing: Marijuana	4	4	0	0	0
Possession: Marijuana	8	7	1	0	0
Possession: Other Dang Non-Narcotic Drugs	1	1	0	0	0
Driving Under the Influence	2	2	0	0	0
Liquor Laws	4	4	0	0	0
Disorderly Conduct	84	76	7	0	1
All Other Offenses (Except Traffic)	38	35	3	0	0
TOTAL FOR WEST WARWICK	293	270	22	0	1
WESTERLY					
Robbery	1	1	0	0	0
Aggravated Assault	2	1	1	0	0
Burglary-Breaking or Entering	1	1	0	0	0
Larceny-Theft (Except Motor Vehicle Theft)	23	23	0	0	0
Other Assaults (Return A-5e)	19	15	1	3	0
Arson	10	10	0	0	0
Fraud	1	1	0	0	0
Stolen Property: Buying, Receiving, Possessing	2	2	0	0	0
Vandalism	9	8	0	0	1
Weapons: Carrying, Possessing, etc.	11	11	0	0	0
Sale/Manufacturing: Marijuana	1	1	0	0	0
Sale/Manufacturing: Synthetic Narcotics	1	1	0	0	0
Sale/Manufacturing: Other Dang Non-Narcotic	1	1	0	0	0
Possession: Marijuana	9	9	0	0	0
Possession: Other Dang Non-Narcotic Drugs	1	1	0	0	0
Driving Under the Influence	1	1	0	0	0
Disorderly Conduct	21	14	6	0	1
All Other Offenses (Except Traffic)	6	4	2	0	0
TOTAL FOR WESTERLY	120	105	10	3	2
WOONSOCKET					
Forcible Rape	2	2	0	0	0
Robbery	3	2	1	0	0
Aggravated Assault	19	12	6	0	1

Arrest Data - Under 18 Years of Age

	Total	White	Black	Am. Indian or Alaskan Native	Asian or Pacific Islander
Burglary-Breaking or Entering	18	14	3	0	1
Larceny-Theft (Except Motor Vehicle Theft)	70	53	16	0	1
Motor Vehicle Theft	8	8	0	0	0
Other Assaults (Return A-5e)	69	50	17	0	2
Arson	2	2	0	0	0
Forgery and Counterfeiting	5	5	0	0	0
Fraud	1	0	1	0	0
Embezzlement	2	2	0	0	0
Vandalism	60	49	10	0	1
Weapons: Carrying, Possessing, etc.	12	5	5	0	2
Sex Offenses (Except Forcible Rape/Prostitution)	4	3	1	0	0
Sale/Manufacturing: Opium or Cocaine	1	1	0	0	0
Sale/Manufacturing: Marijuana	2	2	0	0	0
Possession: Opium or Cocaine	3	3	0	0	0
Possession: Marijuana	29	25	4	0	0
Possession: Synthetic Narcotics	1	0	1	0	0
Possession: Other Dang Non-Narcotic Drugs	1	0	1	0	0
Offenses Against Family and Children	6	6	0	0	0
Liquor Laws	4	4	0	0	0
Disorderly Conduct	71	55	16	0	0
All Other Offenses (Except Traffic)	77	59	14	0	4
TOTAL FOR WOONSOCKET	470	362	96	0	12

Hate Crimes

DEFINITION

Provided By
U.S. Department of Justice
Federal Bureau of Investigation

A hate crime, also known as a bias crime, is a criminal offense committed against a person, property, or society, which is motivated, in whole or part, by the offender's bias against a race, religion, disability, sexual orientation, or ethnicity/national origin.

**Hate Crimes
Listed by Jurisdiction**

	# of Incidents		# of Incidents
Barrington	0	New Shoreham	0
Bristol	0	Newport	1
Brown University	15	North Kingstown	0
Burrillville	0	North Providence	0
Central Falls	0	North Smithfield	0
Charlestown	0	Pawtucket	0
Coventry	2	Portsmouth	0
Cranston	2	Providence	0
Cumberland	0	Richmond	0
DEM	0	Scituate	0
East Greenwich	0	Smithfield	0
East Providence	1	South Kingstown	0
Foster	0	State Police	0
Glocester	0	Tiverton	0
Hopkinton	0	URI	0
Jamestown	0	Warren	1
Johnston	1	Warwick	7
Lincoln	0	West Greenwich	0
Little Compton	0	West Warwick	0
Middletown	0	Westerly	0
Narragansett	0	Woonsocket	0
Narragansett Tribal	0	Total	30

Statewide Hate Crimes

OFFENSE	2004	2003	2002	2001	2000	1999	1998	1997	1996	1995	1994
Murder	0	0	0	0	0	0	0	0	0	0	0
Forcible Rape	0	0	0	0	0	0	0	0	0	1	0
Robbery	0	0	1	1	0	0	1	2	0	0	0
Aggravated Assault	1	4	5	2	4	3	4	0	4	3	1
Burglary	0	0	1	0	1	0	0	1	0	0	1
Larceny-Theft	0	1	1	0	0	1	0	1	0	2	0
Motor Vehicle Theft	0	0	0	0	0	0	0	0	0	0	0
Arson	0	0	0	1	0	0	0	0	0	0	0
Simple Assault	0	5	7	10	5	6	4	7	2	6	3
Intimidation	14	28	13	34	24	27	15	17	15	33	25
Destruction/Damage/Vandalism	15	11	11	17	14	6	8	16	22	12	7
TOTAL	30	49	39	65	48	43	32	44	43	57	37

LOCATION OF INCIDENT	2004	2003	2002	2001	2000	1999	1998	1997	1996	1995	1994
Air/Bus/Train Terminal	0	0	0	1	0	0	0	0	1	0	0
Bank/Savings and Loan	0	0	0	0	0	1	0	1	1	0	0
Bar/Night Club	1	1	0	3	4	2	0	0	0	0	1
Church/Synagogue/Temple	1	1	2	1	1	0	0	3	1	1	1
Commercial/Office Building	0	0	0	1	1	0	0	2	0	2	0
Construction Site	0	0	0	0	1	0	0	0	0	0	1
Convenience Store	0	1	0	3	1	0	1	1	0	1	0
Department/Discount Store	0	1	0	2	0	2	0	0	0	0	0
Drug Store/Dr.'s Office/Hospital	0	0	0	1	0	0	0	0	0	0	0
Field/Woods	0	0	0	0	0	0	0	1	1	0	1
Government/Public Building	0	1	0	0	1	1	1	0	1	1	5
Grocery/Supermarket	0	0	0	0	1	0	0	0	0	2	0
Highway/Road/Alley/Street	4	7	9	10	10	10	7	7	9	10	0
Hotel/Motel/etc.	0	1	0	0	0	0	0	0	0	0	0
Jail/Prison	0	0	0	0	0	0	0	0	0	0	0
Lake/Waterway	0	0	0	0	0	0	0	0	0	0	0
Liquor Store	0	0	0	0	0	0	0	0	0	0	0
Parking Lot/Garage	0	0	2	2	1	0	0	2	2	0	1
Rental Storage Facility	0	0	0	0	0	0	0	0	0	0	0
Residence/Home	9	10	10	19	11	17	13	16	10	11	16
Restaurant	0	0	0	0	2	0	2	0	0	1	1
School/College	15	24	16	19	11	8	7	10	12	18	9
Service/Gas Station	0	0	0	0	0	0	0	0	1	0	1
Specialty Store(TV, Fur, etc.)	0	1	0	2	0	1	0	0	0	1	0
Other/Unknown	0	1	0	2	3	1	0	1	1	9	0
TOTAL	30	49	39	66	48	43	31	44	40	57	37

Statewide Hate Crimes

BIAS MOTIVATION	2004	2003	2002	2001	2000	1999	1998	1997	1996	1995	1994
Racial:											
Anti-White	0	3	6	4	0	3	3	1	4	9	3
Anti-Black	10	7	5	22	18	11	13	17	15	12	12
Anti-Am. Indian/Alaskan Native	0	0	0	0	1	0	0	0	0	0	0
Anti-Asian/Pacific Islander	3	5	0	3	3	1	1	4	2	3	6
Anti-Multi - Racial Group	0	1	0	1	1	0	0	0	0	1	0
Ethnicity/National Origin:											
Anti-Arab	1	2	0	6	0	1	0	0	0	0	0
Anti-Hispanic	1	0	0	5	3	6	3	0	2	3	0
Anti-Other Ethnicity	1	1	0	1	0	1	1	1	0	0	3
Religious:											
Anti-Jewish	6	2	5	7	5	4	3	7	10	14	10
Anti-Catholic	0	1	1	0	0	0	0	0	0	1	0
Anti-Protestant	0	0	0	0	0	0	0	1	0	0	1
Anti-Islamic (Moslem)	0	1	1	1	0	0	1	0	0	0	0
Anti-Other Religion	1	0	1	0	1	0	2	1	1	0	0
Anti-Multi-Religious Group	0	0	0	0	0	0	2	0	0	0	0
Anti-Atheism/Agnosticism	0	0	0	0	0	0	0	0	0	0	0
Sexual Orientation:											
Anti-Male Homosexual (Gay)	4	15	14	8	13	13	4	8	4	6	2
Anti-Female Homosexual (Lesbian)	1	7	4	2	1	1	0	2	1	3	0
Anti-Homosexual (Gay/Lesbian)	1	1	2	2	1	2	0	1	0	5	0
Anti-Heterosexual	0		0	1	1	0	0	1	0	0	0
Disability:											
Anti-Physical Disability	0	9	0	1	0	0	0	0	1	n/a	n/a
Anti-Mental Disability	0	9	0	0	0	0	0	0	0	n/a	n/a
Gender:											
Anti-Male	0	0	0	1	0	1	0	0	0	n/a	n/a
Anti-Female	1	3	0	0	0	0	1	0	1	n/a	n/a
TOTAL	30	49	39	65	48	44	34	44	41	57	37

Domestic Violence

Source: The information in this section was provided in full by the Domestic Violence Training and Monitoring Unit, administered by Janice Dubois, Executive Director.

Domestic Violence data is not included in the Preliminary Release Verification Process performed by the Division of State Police, Uniform Crime Reporting Unit. Therefore, the methodology of data verification for domestic violence data will vary.

When domestic violence totals are slightly different from one report to another, it is because reports were run on different days (data changes each day).

DOMESTIC VIOLENCE TRAINING & MONITORING UNIT

The Domestic Violence Training and Monitoring Unit, referred to as the DV Unit, has been funded by the RI Supreme Court since the passage of the 1988 DOMESTIC VIOLENCE PREVENTION ACT (DVPA), Rhode Island's first comprehensive domestic violence criminal legislation.

Historically, the DV Unit has been active in most phases of domestic violence prevention work including policy and planning regarding victim contact, victim advocacy and education, as well as the essential victim/police liaison work. While the DV Unit continues in this work, its major function has become the oversight of the design, distribution, collection, compilation and reporting of data from the mandated DV/SA Police Reporting Forms and the development of the DV/SA Database.

The DV Unit compiles police statistics on the incidence of domestic violence and sexual assault/child molestation calls/cases through the mandated DV/SA Form. It has taken a number of years to get to this point, but with the help of RI Police Departments, RI State Police and the Supreme Court MIS Unit, the DV Unit is able to provide reliable and comprehensive domestic violence and sexual assault/child molestation criminal justice statistics for the State of Rhode Island. This year in recognition of its efforts, Senator Lincoln Chafee, through the Senate Appropriations Committee, granted the DV Unit an award of \$300,000 to operate as a national model for the gathering of domestic violence and sexual assault criminal data.

The DV Unit's web site houses two DV/SA Database Data sets (both anonymous – no direct or indirect identifiers attached to records) allowing researchers/students or other interested parties to access the data. The RI Law Enforcement section includes pertinent RI domestic violence and sexual assault laws, yearly updates on legislative action, and an instructional section on how to fill out the various sections of the DV/SA Form. Ideas from RI Law Enforcement regarding the content for the "Law Enforcement" section of our web site are welcomed. The web address is (www.ri.domesticviolence.org).

The DV Unit is currently staffed with an Executive Director/Administrator, a Senior Management Analyst.

DOMESTIC VIOLENCE -SEXUAL ASSAULT/CHILD MOLESTATION STATISTICS ARE PROVIDED BY:

**RI Law Enforcement (on DV/SA Police Reporting Forms) and
Supreme Court BANNER System**

REPORT PREPARED BY DOMESTIC VIOLENCE TRAINING and MONITORING UNIT STAFF:

Janice Dubois, Executive Director
Ph #'s: 729-4478, 729-4479, 729-4480, 729-4481
729-4482, 729-4483, 729-4484
Fax #: 729-4485
E-mail: jdubois.@courts.ri.gov

Senior Management Analyst, Elaine Dorazio

Data Assistants:
Beata Bertoldo
Gretchen Bushy
Amaryllis Rivera
Julie Simone
Kathleen White

This page left blank intentionally

Homicides/Suicides

Year	# Cases	# Homicides	# Suicides	Total Deaths	Cases w/ dv elements which do not fall under §12-29-5.
2004	5	5 (*1 in CT)	2	7	0
2003	2	2	0	2	3
2002	6	5	3	8	2
2001	7	6	2	8	1
2000	3	3	2	5	3
1999	5	7	3	10	1
1998	3	2	2	4	0
1997	2	2	0	2	1
1996	4	7	3	10	0
1995	3	3	1	4	0
1994	8	10	2	12	0
1993	4	5	1	6	0
1992	5	6	0	6	0
1991	3	3	0	3	0
1990	4	4	0	4	0
1989	5	5	0	5	0
1988	1	1	0	1	0
1987	12	10	4	14	0
1986	3	3	1	4	0
1985	2	2	1	3	0
1984	2	2	0	2	0
1983	4	4	0	4	0
1982	0	0	0	0	0
1981	0	0	0	0	0
1980	1	1	0	1	1
Totals for 23 years	94	98	27	125	12

* RI resident killed estranged partner in CT, then came to RI and took his own life.

Six Year Comparison

Numbers and elements of cases and incidents are data submitted to the DV T&M Unit by RI PD's & RISP	1999	2000	2001	2002	2003	2004
DOMESTIC VIOLENCE INCIDENTS:						
# Total DV/SA Forms rec'd	7,061	7,789	9,153	8,476	8,501	7,780
# DV Arrest Incidents	5,563	5,923	6,648	6,264	6,146	5,543
# DV Non-Arrest Incidents	1,459	1,764	2,421	2,086	2,153	1,979
# DV Incidents still Under Investigation	39	102	84	126	202	258
# DV/SA Forms not yet processed into database	NA	NA	NA	NA	40	200
# Dual Arrest Incidents (both parties arrested)	157	106	130	124	142	102
# Incidents w/ active protective orders	1,121	1,251	1,289	1,357	1,399	1,219
# Incidents w/ violations of protective orders	783	795	943	1,046	1,080	939
** # DV Homicide Incidents / Deaths	5 cases 9 deaths	3 cases 3 deaths	6 cases 7 deaths	6 cases 8 deaths	2 cases 2 deaths	5 cases 5 deaths
# Incidents w/ victim stalked	54	52	22	30	32	12
# Incidents w/ children present	2,696	2,986	3,129	2,825	2,748	2,455
# Incidents w/ suspect on probation	1,361	1,371	1,136	961	967	923
# Incidents w/ weapons involved	1,035	1,174	1,263	1,252	1,185	1,248
# Incidents w/ weapons involved/ suspect on probation	233	213	170	136	141	171
# Incidents where firearms were used to hurt / injure	14	20	17	22	22	31
# Incidents where firearms were used to threaten	70	83	63	51	58	61
# Incidents where suspect possessed weapons (not involved in incidents)	383	366	669	639	695	598
# Incidents where suspect possessed firearms (not involved in incidents)	126	131	247	216	290	275
# Incidents where suspect possessed weapons (not involved in incidents) / suspect on probation	61	62	80	69	68	73
# Incidents where suspect possessed firearms (not involved in incidents) / suspect on probation	11	14	15	15	22	33
# Incidents w/ alcohol-other drugs involved	2,795	2,896	2,224	2,025	1,968	1,990
SEXUAL ASSAULT/CHILD MOLESTATION INCIDENTS:						
Total # DV/SA forms rec'd	279	259	410	423	438	315
# Arrest Incidents	200	158	295	311	211	147
# Non-Arrest Incidents	53	47	69	43	69	56
# Incidents still Under Investigation	26	54	46	69	158	112
# Incidents w/ adult victims	179	168	160	147	223	150
# Adults reporting own past sexual abuse	14	16	12	13	31	8
# Incidents w/ child victims	100	91	146	148	123	98
# Children present	58	45	77	62	68	43
# Incidents w/ children who witnessed abuse	30	24	39	30	44	25
# Incidents w/ weapons involved	25	21	36	39	61	25
# Incidents where weapons were used to hurt / injure	14	12	19	20	32	11
# Incidents where weapons were used to threaten	11	9	17	19	29	14
# Incidents w/ firearms involved	3	2	11	5	6	4
# Incidents where firearms were used to hurt / injure	0	0	6	1	1	3
# Incidents where firearms were used to threaten	3	2	5	4	5	1
# Incidents w/ active protective orders	10	7	9	10	11	6
# Incidents w/ violations of protective orders	7	5	2	4	3	2
# Incidents w/ previous assaults (usually child molestation incidents)	96	83	110	113	117	80
Above data submitted by RI Law Enforcement to the DV T&M Unit on legislatively mandated DV/SA Forms. NOTE: last year's data (2004) is not 100% complete as outstanding cases are still being pursued by the DV Unit.						
Weapons and firearms data set up differently the last two years from previous years.						
** DV Homicides / a special project done by the DV T&M Unit, RICADV and Silent Witnesses. Data not from DV/SA forms.						

Domestic Violence Arrests, Non-Arrests, Cases Under Investigation

RI Police Departments	Total DV/SA forms Rec'd	Arrests	Non-Arrests	Cases Under Investigation
Barrington	56	36	17	3
Bristol	165	83	77	5
Burrillville	52	46	6	0
Central Falls	241	223	1	17
Charlestown	26	26	0	0
Coventry	192	155	30	7
Cranston	524	418	81	25
Cumberland	115	103	11	1
East Greenwich	37	32	4	1
East Providence	230	221	4	5
Foster	6	6	0	0
Glocester	81	45	36	0
Hopkinton	16	16	0	0
Jamestown	12	12	0	0
Johnston	344	106	226	12
Lincoln	170	50	112	8
Little Compton	6	6	0	0
Middletown	129	50	77	2
Narragansett	108	74	33	1
New Shoreham	5	4	1	0
Newport	432	225	174	33
North Kingstown	214	115	97	2
North Providence	273	194	74	5
North Smithfield	53	34	15	4
Pawtucket	765	541	186	38
Portsmouth	136	65	65	6
Providence	1350	1030	289	31
Richmond	15	15	0	0
Scituate	20	14	6	0
Smithfield	172	79	92	1
South Kingstown	130	77	42	11
Tiverton	140	99	41	0
Warren	140	68	69	3
Warwick	418	368	38	12
West Greenwich	10	9	1	0
West Warwick	248	234	7	7
Westerly	143	138	4	1
Woonsocket	506	440	49	17
RISP - Chepachet	1	1	0	0
RISP - Hope Valley	59	50	9	0
RISP - Lincoln	22	19	3	0
RISP - Portsmouth	6	6	0	0
RISP - Headquarters	0	0	0	0
RISP - Wickford	12	10	2	0
Totals	7780	5543	1979	258

Uniform Crime Report 2004

Domestic Violence Arrests /Dual Arrests

RI Police Departments	Total DV/SA forms Rec'd	# Arrest Forms	# Dual Arrest Forms	# Dual Arrest Incidents	% Dual Arrests Incidents to Arrest Incidents
Barrington	56	36	2	1	2.8%
Bristol	165	83	2	1	1.2%
Burrillville	52	46	2	1	2.2%
Central Falls	241	223	2	1	0.4%
Charlestown	26	26	4	2	7.7%
Coventry	192	155	18	9	5.8%
Cranston	524	418	14	7	1.7%
Cumberland	115	103	2	1	1.0%
East Greenwich	37	32	0	0	0.0%
East Providence	230	221	6	3	1.4%
Foster	6	6	0	0	0.0%
Glocester	81	45	2	1	2.2%
Hopkinton	16	16	0	0	0.0%
Jamestown	12	12	0	0	0.0%
Johnston	344	106	2	1	0.9%
Lincoln	170	50	2	1	2.0%
Little Compton	6	6	0	0	0.0%
Middletown	129	50	2	1	2.0%
Narragansett	108	74	4	2	2.7%
New Shoreham	5	4	0	0	0.0%
Newport	432	225	16	8	3.6%
North Kingstown	214	115	2	1	0.9%
North Providence	273	194	16	8	4.1%
North Smithfield	53	34	6	3	8.8%
Pawtucket	765	541	12	6	1.1%
Portsmouth	136	65	2	1	1.5%
Providence	1350	1030	18	9	0.9%
Richmond	15	15	2	1	6.7%
Scituate	20	14	0	0	0.0%
Smithfield	172	79	2	1	1.3%
South Kingstown	130	77	2	1	1.3%
Tiverton	140	99	10	5	5.1%
Warren	140	68	0	0	0.0%
Warwick	418	368	10	5	1.4%
West Greenwich	10	9	0	0	0.0%
West Warwick	248	234	10	5	2.1%
Westerly	143	138	6	3	2.2%
Woonsocket	506	440	16	8	1.8%
RISP - Chepachet	1	1	0	0	0.0%
RISP - Hope Valley	59	50	8	4	8.0%
RISP - Lincoln	22	19	0	0	0.0%
RISP - Portsmouth	6	6	0	0	0.0%
RISP - Headquarters	0	0	0	0	0.0%
RISP - Wickford	12	10	2	1	10.0%
Totals	7780	5543	204	102	1.8 %

Uniform Crime Report 2004

Domestic Violence Arrest / Non-Arrests, Children Present – Saw – Heard

RI Police Departments	Total DV Forms Rec'd	Children Present	Arrests Children Present	Non-Arrests Children Present	Children		Arrests		Non-Arrests	
					Saw	Heard	Saw	Heard	Saw	Heard
Barrington	56	21	14	7	13	14	8	8	5	6
Bristol	165	48	31	17	40	40	26	26	14	14
Burrillville	52	20	16	4	14	13	12	11	2	2
Central Falls	241	75	72	1	53	52	52	51	0	0
Charlestown	26	11	11	0	11	10	11	10	0	0
Coventry	192	59	52	5	44	53	40	47	3	5
Cranston	524	171	142	21	121	131	107	115	12	12
Cumberland	115	40	35	5	22	30	20	29	2	1
East Greenwich	37	11	8	2	9	10	8	8	0	1
East Providence	230	103	102	0	75	89	74	89	0	0
Foster	6	1	1	0	0	1	0	1	0	0
Glocester	81	35	22	13	31	35	18	22	13	13
Hopkinton	16	9	9	0	7	7	7	7	0	0
Jamestown	12	5	5	0	4	3	4	3	0	0
Johnston	344	93	33	59	74	79	21	23	52	55
Lincoln	170	56	19	36	40	43	14	14	25	28
Little Compton	6	0	0	0	0	0	0	0	0	0
Middletown	129	45	19	25	36	37	17	16	18	20
Narragansett	108	22	14	8	11	19	6	12	5	7
New Shoreham	5	0	0	0	0	0	0	0	0	0
Newport	432	93	55	36	62	71	40	47	22	23
North Kingstown	214	60	31	29	43	51	23	28	20	23
North Providence	273	87	57	30	68	76	44	50	24	26
North Smithfield	53	15	8	6	12	14	7	8	5	6
Pawtucket	765	244	188	45	185	187	143	145	32	32
Portsmouth	136	40	21	18	24	31	14	19	10	12
Providence	1350	453	349	94	361	376	279	289	75	79
Richmond	15	9	9	0	7	9	7	9	0	0
Scituate	20	12	8	4	10	11	8	8	2	3
Smithfield	172	60	28	31	45	54	19	25	25	29
South Kingstown	130	44	25	18	26	33	14	17	11	15
Tiverton	140	38	25	13	29	28	20	21	9	7
Warren	140	42	18	23	28	35	12	15	16	19
Warwick	418	134	123	7	104	119	94	109	8	7
West Greenwich	10	2	1	1	1	2	1	1	0	1
West Warwick	248	77	71	3	66	75	64	73	1	1
Westerly	143	43	43	0	32	37	32	37	0	0
Woonsocket	506	154	134	16	104	112	93	101	7	7
RISP - Chepachet	1	1	1	0	0	0	0	0	0	0
RISP - Hope Valley	59	14	13	1	13	12	12	11	1	1
RISP - Lincoln	22	5	5	0	5	5	5	5	0	0
RISP - Portsmouth	6	1	1	0	0	0	0	0	0	0
RISP - Headquarters	0	0	0	0	0	0	0	0	0	0
RISP - Wickford	12	2	1	1	1	1	0	0	1	1
Totals	7780	2455	1820	579	1831	2005	1376	1510	420	456

Uniform Crime Report 2004

Sexual Assault Cases Arrests / Non-Arrests

RI Police Departments	Total SA forms Rec'd.	Arrests	Non-Arrests	Cases Under Investigation
Barrington	1	0	0	1
Bristol	6	0	4	2
Burrillville	7	6	1	0
Central Falls	19	8	0	11
Charlestown	0	0	0	0
Coventry	22	7	5	10
Cranston	18	8	2	8
Cumberland	6	4	0	2
East Greenwich	0	0	0	0
East Providence	10	6	3	1
Foster	0	0	0	0
Glocester	0	0	0	0
Hopkinton	0	0	0	0
Jamestown	0	0	0	0
Johnston	4	2	0	2
Lincoln	6	6	0	0
Little Compton	0	0	0	0
Middletown	1	1	0	0
Narragansett	2	2	0	0
New Shoreham	0	0	0	0
Newport	30	4	10	16
North Kingstown	3	2	0	1
North Providence	4	3	0	1
North Smithfield	1	1	0	0
Pawtucket	53	27	9	17
Portsmouth	2	2	0	0
Providence	73	35	12	26
Richmond	0	0	0	0
Scituate	3	0	2	1
Smithfield	1	0	0	1
South Kingstown	3	2	1	0
Tiverton	0	0	0	0
Warren	4	1	2	1
Warwick	11	6	1	4
West Greenwich	0	0	0	0
West Warwick	1	0	0	1
Westerly	2	1	0	1
Woonsocket	15	10	3	2
RISP - Chepachet	1	0	0	1
RISP - Hope Valley	1	1	0	0
RISP - Lincoln	0	0	0	0
RISP - Portsmouth	0	0	0	0
RISP - Headquarters	5	2	1	2
RISP - Wickford	0	0	0	0
Totals	315	147	56	112

Uniform Crime Report 2004

Sexual Assaults / Child Molestation

RI Police Departments	Total SA/CH forms Rec'd.	SA/CH Arrests	Child Molestation	Child Molestation Arrests	Adults reporting own past abuse	Adults reporting own past abuse Arrests
Barrington	1	0	0	0	0	0
Bristol	6	0	1	1	1	0
Burrillville	7	6	4	4	1	1
Central Falls	19	8	8	8	1	0
Charlestown	0	0	0	0	0	0
Coventry	22	7	10	9	0	0
Cranston	18	8	8	8	0	0
Cumberland	6	4	3	3	0	0
East Greenwich	0	0	0	0	0	0
East Providence	10	6	3	3	0	0
Foster	0	0	0	0	0	0
Glocester	0	0	0	0	0	0
Hopkinton	0	0	0	0	0	0
Jamestown	0	0	0	0	0	0
Johnston	4	2	1	1	0	0
Lincoln	6	6	1	1	0	0
Little Compton	0	0	0	0	0	0
Middletown	1	1	1	1	0	0
Narragansett	2	2	0	0	0	0
New Shoreham	0	0	0	0	0	0
Newport	30	4	5	5	1	0
North Kingstown	3	2	2	2	0	0
North Providence	4	3	0	0	0	0
North Smithfield	1	1	0	0	0	0
Pawtucket	53	27	22	22	1	0
Portsmouth	2	2	0	0	0	0
Providence	73	35	12	12	1	0
Richmond	0	0	0	0	0	0
Scituate	3	0	3	3	0	0
Smithfield	1	0	0	0	0	0
South Kingstown	3	2	0	0	0	0
Tiverton	0	0	0	0	0	0
Warren	4	1	1	1	0	0
Warwick	11	5	1	1	1	0
West Greenwich	0	0	0	0	0	0
West Warwick	1	0	0	0	0	0
Westerly	2	1	0	0	0	0
Woonsocket	15	10	3	3	1	1
RISP - Chepachet	1	0	0	0	0	0
RISP - Hope Valley	1	1	1	1	0	0
RISP - Lincoln	0	0	0	0	0	0
RISP - Portsmouth	0	0	0	0	0	0
RISP - Headquarters	5	2	1	1	0	0
RISP - Wickford	0	0	0	0	0	0
Totals	315	146	91	90	8	2

Uniform Crime Report 2004

Sexual Assaults / Child Molestation Arrests, Non-Arrests, Children Present – Saw – Heard

RI Police Departments	Total SA Forms Rec'd.	Children Present	Arrests Children Present	Non-Arrests Children Present	Children		Arrests		Non-Arrests	
					Saw	Heard	Saw	Heard	Saw	Heard
Barrington	1	0	0	0	0	0	0	0	0	0
Bristol	6	1	0	1	0	0	0	0	0	0
Burrillville	7	1	1	0	1	1	1	1	0	0
Central Falls	19	2	2	0	2	2	2	2	0	0
Charlestown	0	0	0	0	0	0	0	0	0	0
Coventry	22	3	2	1	1	1	1	1	0	0
Cranston	18	3	3	0	0	0	0	0	0	0
Cumberland	6	0	0	0	0	0	0	0	0	0
East Greenwich	0	0	0	0	0	0	0	0	0	0
East Providence	10	1	0	1	0	0	0	0	0	0
Foster	0	0	0	0	0	0	0	0	0	0
Glocester	0	0	0	0	0	0	0	0	0	0
Hopkinton	0	0	0	0	0	0	0	0	0	0
Jamestown	0	0	0	0	0	0	0	0	0	0
Johnston	4	1	0	0	1	1	0	0	0	0
Lincoln	6	4	4	0	3	3	3	3	0	0
Little Compton	0	0	0	0	0	0	0	0	0	0
Middletown	1	0	0	0	0	0	0	0	0	0
Narragansett	2	1	1	0	1	1	1	1	0	0
New Shoreham	0	0	0	0	0	0	0	0	0	0
Newport	30	5	1	2	4	4	1	1	1	1
North Kingstown	3	0	0	0	0	0	0	0	0	0
North Providence	4	0	0	0	0	0	0	0	0	0
North Smithfield	1	0	0	0	0	0	0	0	0	0
Pawtucket	53	7	5	1	4	3	4	3	0	0
Portsmouth	2	0	0	0	0	0	0	0	0	0
Providence	73	10	9	0	6	8	5	7	0	0
Richmond	0	0	0	0	0	0	0	0	0	0
Scituate	3	0	0	0	0	0	0	0	0	0
Smithfield	1	0	0	0	0	0	0	0	0	0
South Kingstown	3	0	0	0	0	0	0	0	0	0
Tiverton	0	0	0	0	0	0	0	0	0	0
Warren	4	0	0	0	0	0	0	0	0	0
Warwick	11	1	1	0	0	0	0	0	0	0
West Greenwich	0	0	0	0	0	0	0	0	0	0
West Warwick	1	0	0	0	0	0	0	0	0	0
Westerly	2	0	0	0	0	0	0	0	0	0
Woonsocket	15	2	2	0	1	0	1	0	0	0
RISP - Chepachet	1	0	0	0	0	0	0	0	0	0
RISP - Hope Valley	1	0	0	0	0	0	0	0	0	0
RISP - Lincoln	0	0	0	0	0	0	0	0	0	0
RISP - Portsmouth	0	0	0	0	0	0	0	0	0	0
RISP - Headquarters	5	1	0	0	1	1	0	0	0	0
RISP - Wickford	0	0	0	0	0	0	0	0	0	0
Totals	315	43	31	6	25	25	19	19	1	1

**NO STAPLES
PLEASE!**

POLICE CASE #: _____

DV/SA REPORTING FORM - 2001 revision

DOMESTIC VIOLENCE & SEXUAL ASSAULT/CHILD MOLESTATION

A. INCIDENT INFORMATION

LOCATION (street address): _____ CITY: _____
 ZIP: _____

PUBLIC PLACE/INDOORS INCIDENT DATE: _____
 PUBLIC PLACE/OUTDOORS TIME (military): _____
 HOUSE VEHICLE REPORT DATE: _____
 APARTMENT (if different from incident date)
 OTHER (specify): _____

WHO CONTACTED POLICE?

VICTIM FAMILY MEMBER FRIEND NEIGHBOR
 SUSPECT HOSPITAL 911 ANON
 OTHER (specify type): _____

ALCOHOL/DRUG USE:

• IN OFFICER'S OPINION,
 ALCOHOL INVOLVED? SUSPECT VICTIM NEITHER UNK
 DRUGS INVOLVED? SUSPECT VICTIM NEITHER UNK

B. ARREST INFORMATION

• DID PROBABLE CAUSE EXIST TO BELIEVE A DOMESTIC VIOLENCE (DV) CRIME OCCURRED? YES NO
 • DID PROBABLE CAUSE EXIST TO BELIEVE A SEXUAL ASSAULT (SA/CM) CRIME OCCURRED? YES NO
 • WERE PHOTO(S) TAKEN OF VICTIM? YES NO
 • WERE PHOTO(S) TAKEN OF CRIME SCENE? YES NO
 • WAS OTHER PHYSICAL EVIDENCE COLLECTED? YES NO

C. ASSAULT INFORMATION

• VICTIM PHYSICALLY ASSAULTED? YES NO
 • VICTIM SEXUALLY ASSAULTED? YES NO
 • VISIBLE VICTIM INJURIES DUE TO ASSAULT? YES NO
 • WEAPON / OBJECT USED TO HURT / INJURE? YES NO
 IF YES, HANDGUN LONG GUN KNIFE
 OTHER (describe): _____

• INDICATE IF VERBAL THREATS WERE MADE BY SUSPECT TO:
 VICTIM CHILDREN FAMILY FRIEND(S)
 PET(S) OTHER (type): _____

IF THREAT WAS MADE, WHAT WAS SAID? _____

• WEAPON / OBJECT USED TO THREATEN? YES NO
 IF YES, WHAT? HANDGUN LONG GUN KNIFE
 OTHER (describe): _____

MARK OVALS DESCRIBING NATURE OF ASSAULT / INCIDENT:

VERBAL ARGUMENT VERBAL ABUSE
 VICTIM KEPT FROM LEAVING VICTIM KEPT FROM USING PHONE
 THREAT OF PHYSICAL VIOLENCE CHOKING / STRANGLING
 SPITTING AT HAIR PULLING GRABBING SCRATCHING
 KICKING BITING SLAPPING HITTING WRISTS
 PUSHING / SHOVING VICTIM BEATING PET(S) HARMED
 THROWING OBJECTS BURNING
 THROWING / SLAMMING VICTIM ATTEMPTED SEXUAL ASSAULT
 THREAT OF SEXUAL ASSAULT SEXUAL PENETRATION
 SEXUAL TOUCHING OTHER (describe): _____

• VICTIM IN PAIN NOW? YES NO
 • VICTIM PREGNANT AT TIME OF INCIDENT? YES NO
 • VICTIM REQUIRED MEDICAL ATTENTION? YES NO
 IF YES, WHAT MEDICAL FACILITY? _____
 • ANYONE ELSE ASSAULTED BY SUSPECT? YES NO
 CHILDREN FRIEND RELATIVE
 OTHER (type): _____
 • SUSPECT ASSAULTED VICTIM BEFORE? YES NO
 IF YES, WHEN? _____
 • HOW MANY TIMES? 1 2-5 MANY OVER TIME,
 BEGINNING WHEN? _____

D. SEXUAL ASSAULT / CHILD MOLESTATION INFO.

IF AN ALLEGED SEXUAL ASSAULT OR CHILD MOLESTATION,
 DATE OF ALLEGED ASSAULT: _____

• WAS A FORENSIC RAPE EXAM DONE? YES NO
 • IF CHILD CASE, DCYF NOTIFIED? (800-742-4453) YES NO
 • ADULT REPORTING OWN ABUSE AS A CHILD? YES NO
 • WAS SEXUAL ABUSE ONGOING? YES NO
 IF YES, HOW LONG? LESS THAN 1 YR 1 - 5 YRS
 MANY YRS OVER TIME, BEGINNING WHEN? _____
 • HAS CASE BEEN REFERRED TO THE AG'S OFFICE? YES NO
 • NUMBER OF SUSPECTS: 1 2 3 MORE THAN 3 - HOW MANY? _____

E. VICTIM INFORMATION

NAME: _____ DOB: _____
(Last) (First) (MI)

ADDRESS: _____ GENDER: F M O
 CITY: _____ STATE: _____ ZIP: _____
 HOME PH#: _____ WORK PH#: _____
 PH# OF CONTACT PERSON: _____

• VICTIM / SUSPECT LIVING TOGETHER AT TIME OF INCIDENT? YES NO

• IF VICTIM WAS 60 YRS OR OLDER, WAS DEA NOTIFIED? YES NO (800-322-2890)

VICTIM ETHNIC / RACIAL BACKGROUND:
 WHITE BLACK WH HISPANIC BL HISPANIC
 ASIAN NATIVE AMERICAN OTHER (specify): _____

VICTIM Demeanor (choose all that apply):
 TEARFUL/CRYING HYSTERICAL AFRAID
 SHAKING/TREMBLING ANGRY NERVOUS
 UPSET WITHDRAWN/FLAT AFFECT
 OTHER (describe): _____
 • DID VICTIM SAY ANYTHING? YES NO
 IF YES, WHAT WAS SAID? _____

F. SUSPECT INFORMATION

NAME: _____ DOB: _____
(Last) (First) (MI)

ADDRESS: _____ GENDER: F M O
 CITY: _____ STATE: _____ ZIP: _____

RELATIONSHIP TO VICTIM / MARK RELEVANT OVAL(S).
 MARRIED FORMERLY MARRIED
 INTIMATE PARTNER FORMER INTIMATE PARTNER
 CHILD IN COMMON COHABITANT DATING
 RELATIVE (specify type): _____



If relationship choices above are not appropriate for sexual assaults, use list below:
 CO-WORKER STRANGER FRIEND EMPLOYER
 ACQUAINTANCE CAREGIVER DATE EMPLOYEE
 OTHER (describe): _____

SUSPECT ETHNIC / RACIAL BACKGROUND:
 WHITE BLACK WH HISPANIC BL HISPANIC
 ASIAN NATIVE AMERICAN OTHER (describe): _____

• DOES SUSPECT POSSESS WEAPONS? YES NO
 • WERE WEAPONS CONFISCATED? YES NO
 IF YES, HANDGUN LONG GUN KNIFE
 OTHER (describe): _____

SUSPECT Demeanor (choose all that apply):
 APOLOGETIC CALM BELLIGERENT ANGRY
 THREATENING NERVOUS CONFUSED
 SUSPECT NOT AT SCENE SUSPECT DECEASED
 OTHER (describe): _____

• WAS THERE INJURY TO THE SUSPECT? YES NO
 • WAS PHOTO TAKEN OF SUSPECT'S INJURIES? YES NO
 • DID SUSPECT SAY ANYTHING? YES NO
 IF YES, WHAT WAS SAID? _____

<p>G. PROTECTIVE ORDERS INFORMATION</p> <ul style="list-style-type: none"> • PROTECTIVE ORDER ISSUED BEFORE THIS INCIDENT? <input type="checkbox"/> YES <input type="checkbox"/> NO <li style="padding-left: 20px;">IF YES, IS ORDER STILL ACTIVE <input type="checkbox"/> YES <input type="checkbox"/> NO <li style="padding-left: 20px;">IF YES, WHAT KIND? <input type="checkbox"/> CRIMINAL NO CONTACT ORDER <li style="padding-left: 40px;"><input type="checkbox"/> RESTRAINING ORDER <li style="padding-left: 40px;"><input type="checkbox"/> FOREIGN (out-of-state) RESTRAINING ORDER <li style="padding-left: 60px;">WHICH STATE? _____ • IF THERE IS AN ACTIVE ORDER, AND SERVICE HAS NOT BEEN MADE, DID OFFICER(S) GIVE NOTICE TO THE DEFENDANT? <input type="checkbox"/> YES <input type="checkbox"/> NO • IF NO RESTRAINING ORDER EXISTS, DID OFFICER(S) GIVE VICTIM TEMPORARY RESTRAINING ORDER INFORMATION? <input type="checkbox"/> YES <input type="checkbox"/> NO • DID OFFICER CHECK RONCO (BCI, 421-5268) FOR UPDATED INFORMATION ON RESTRAINING ORDER / NO CONTACT ORDER? <input type="checkbox"/> YES <input type="checkbox"/> NO <p>H. MINOR CHILDREN INFORMATION</p> <ul style="list-style-type: none"> • DO MINOR CHILDREN LIVE IN THE HOME? <input type="checkbox"/> YES <input type="checkbox"/> NO <li style="padding-left: 20px;">HOW MANY? 1 2 3 4 5 6 more than 6 <li style="padding-left: 20px;">AGES: <1 1 2 3 4 5 6 7 8 9 10 11 12 13 14 15 16 17 18 mins • HOW MANY PRESENT DURING THE INCIDENT? 1 2 3 4 5 6 more than 6 • HOW MANY SAW? 1 2 3 4 5 6 more than 6 • HOW MANY HEARD? 1 2 3 4 5 6 more than 6 • DID OFFICER INTERVIEW/QUESTION CHILDREN? <input type="checkbox"/> YES <input type="checkbox"/> NO • HOW MANY? 1 2 3 4 5 6 more than 6 <p>I. PROPERTY INFORMATION</p> <ul style="list-style-type: none"> • DWELLING IN WHOSE NAME? <input type="checkbox"/> VICTIM <input type="checkbox"/> SUSPECT <input type="checkbox"/> OTHER • WAS THERE PROPERTY DAMAGE? <input type="checkbox"/> YES <input type="checkbox"/> NO <li style="padding-left: 20px;">IF YES, (describe): _____ • WAS THERE STOLEN PROPERTY? <input type="checkbox"/> YES <input type="checkbox"/> NO <li style="padding-left: 20px;">IF YES, (list): _____ <p>J. WITNESS INFORMATION</p> <ul style="list-style-type: none"> • WAS WITNESS PRESENT DURING THE INCIDENT? <input type="checkbox"/> YES <input type="checkbox"/> NO <li style="padding-left: 20px;">IF YES, PLEASE SPECIFY TYPE OF WITNESS: <input type="checkbox"/> FRIEND <li style="padding-left: 40px;"><input type="checkbox"/> NEIGHBOR <input type="checkbox"/> RELATIVE <input type="checkbox"/> PASSERBY <input type="checkbox"/> BARTENDER <li style="padding-left: 40px;"><input type="checkbox"/> OTHER (specify type): _____ • DID OFFICER INTERVIEW/QUESTION WITNESS(ES)? <input type="checkbox"/> YES <input type="checkbox"/> NO <p>K. POLICE RESPONSE INFORMATION</p> <p>OFFICER(S) RESPONDING _____ BADGE # (S) _____</p> <p>PD CODE # _____</p> <p>POST: _____</p> <p>WHETHER OR NOT AN ARREST WAS MADE, WAS ALLEGED VICTIM:</p> <ul style="list-style-type: none"> • GIVEN A "VICTIM'S RIGHTS" PAMPHLET? <input type="checkbox"/> YES <input type="checkbox"/> NO • GIVEN A "SAFETY PLAN" PAMPHLET? <input type="checkbox"/> YES <input type="checkbox"/> NO • GIVEN A "CHILD WITNESS" PAMPHLET? <input type="checkbox"/> YES <input type="checkbox"/> NO 	<p>N. TO BE COMPLETED BY VICTIM (if the victim is willing)</p> <ul style="list-style-type: none"> • I HAVE POINTED OUT TO THE POLICE THE PERSON(S) WHO HURT / THREATENED ME. <input type="checkbox"/> YES <input type="checkbox"/> NO • I HAVE POINTED OUT TO THE POLICE THE OBJECT(S) USED TO HURT / THREATEN ME. <input type="checkbox"/> YES <input type="checkbox"/> NO • I HAVE MARKED ON THE BODY DIAGRAM BELOW WHERE I WAS ASSAULTED. <input type="checkbox"/> YES <input type="checkbox"/> NO • I UNDERSTAND ALL THE STATEMENTS I AM FILLING OUT. <input type="checkbox"/> YES <input type="checkbox"/> NO • I HAVE MARKED MY OWN ANSWERS. <input type="checkbox"/> YES <input type="checkbox"/> NO <p>• LE HE ENSEÑADO A LA POLICIA LA PERSONA QUE ME GOLPEADÓ / AMENAZÓ. <input type="checkbox"/> SI <input type="checkbox"/> NO</p> <p>• LE HE ENSEÑADO A LA POLICIA EL OBJETO QUE FUE UTILIZADO PARA GOLPEARME / AMENZARME. <input type="checkbox"/> SI <input type="checkbox"/> NO</p> <p>• HE INDICADO EN EL DIAGRAMA A DONDE FUI GOLPEADO / A. <input type="checkbox"/> SI <input type="checkbox"/> NO</p> <p>• ENTIENDO TODAS LAS DECLARACIONES QUE ESTOY LLENANDO. <input type="checkbox"/> SI <input type="checkbox"/> NO</p> <p>• HE VERTIFICADO TODAS MIS RESPUESTAS. <input type="checkbox"/> SI <input type="checkbox"/> NO</p> <p style="text-align: center;">I affirm the information to be true and correct. Afirmo que esta informacion es cierta y correcta.</p> <p>VICTIM SIGNATURE/FIRMA DE LA VICTIMA _____ DATE/FECHA _____</p> <p>PLEASE MARK WHERE YOU WERE ASSAULTED/INJURED POR FAVOR INDIQUE DONDE FUE GOLPEADO/A</p> <p>HGT. (Approx.) _____ WT. (Approx.) _____</p> <div style="display: flex; justify-content: space-around; align-items: center;">   </div> <p style="text-align: center;">FRONT BACK</p> <p>TO ALL HEALTH CARE PROVIDERS:</p> <p>I hereby consent to the release of my medical records for treatment related to this assault, case, or investigation to the police and the RI Dept. of Attorney General. I understand that my medical information may be used by police or the Attorney General for investigation or prosecution of this case. I understand that I can withdraw or revoke my consent, in writing, in the future.</p> <p>Por este medio autorizo que mis expediente médicos relacionados a este asalto, caso o investigación se entreguen a los oficiales de la policía y al Procurador de R.I., mi información puede ser usada por la policía o el Procurador para el proceso de este caso. Yo entiendo que yo puedo retirar o revocar mi consentimiento por escrito el futuro.</p> <p>SIGNATURE/FIRMA _____ DATE/FECHA _____</p> <p>O. TO BE COMPLETED BY RESPONDING OFFICER</p> <ul style="list-style-type: none"> • OFF. MARKED RESPONSES / VICTIM COULD NOT. <input type="checkbox"/> YES <input type="checkbox"/> NO • VICTIM WAS UNWILLING TO MARK RESPONSES. <input type="checkbox"/> YES <input type="checkbox"/> NO • VICTIM WAS UNWILLING TO GIVE SIGNATURE. <input type="checkbox"/> YES <input type="checkbox"/> NO
<p>M. CASE CATEGORY AND CASE STATUS INFORMATION</p> <p><input type="checkbox"/> DV (domestic violence) <input type="checkbox"/> SA (sexual assault or child molestation) <input type="checkbox"/> BOTH (elements of DV & SA)</p> <p><input type="checkbox"/> ARREST CASE; ARREST MADE <input type="checkbox"/> CASE UNDER INVESTIGATION <input type="checkbox"/> NON-ARREST CASE (NO PC)</p> <p><input type="checkbox"/> ARREST CASE; WARRANT ISSUED <input type="checkbox"/> DUAL ARREST CASE (2 forms required)</p> <p style="text-align: center;">PLEASE PAPER CLIP OFFICER'S NARRATIVE AND ARREST OR INCIDENT REPORT TO THIS ORIGINAL DV/SA FORM. MAIL TO DV T & M UNIT, MCGRATH COURTHOUSE, 4800 TOWER HILL RD, WAKEFIELD, RI 02879.</p>	

Directory of Rhode Island Law Enforcement

Barrington Police Department Telephone Number: (401) 437-3930
100 Federal Road, Barrington, RI 02806 Fax Number: (401) 437-3939
Chief: John M. LaCross E-Mail Address: jlacross@fetuplas.net
UCR Contact: Sgt. Dino DeCrescenzo E-Mail Address: dd1bpd@yahoo.com
Web Site: www.ci.barrington.ri.us
Minimum Education Requirement for Officers: Associates Degree
Accredited Law Enforcement Agency: No
ORI Number: RI0010100

Bristol Police Department Telephone Number: (401) 253-6900
395 Metacom Avenue, Bristol, RI 02809 Fax Number: (401) 253-1540
Chief: Russell S. Serpa E-Mail Address: RSERPA@LEO.GOV
UCR Contact: Mr. Richard Roderick E-Mail Address: N/A
Web Site: N/A
Minimum Education Requirement for Officers: Associates Degree or Military Service
Accredited Law Enforcement Agency: No
ORI Number: RI0010200

Brown University Police Department Telephone Number: (401) 863-3322
Box 1842, Providence, RI 02912 Fax Number: (401) 863-7522
Interim Chief: Capt. Emil R. Fioravanti E-Mail Address: Emil_Fioravanti@Brown.edu
UCR Contact: Ms. Patricia A. Salvo E-Mail Address: Patricia_Salvo@Brown.edu
Web Site: http://www.brown.edu/Administration/Public_Safety/
Minimum Education Requirement for Officers:
Accredited Law Enforcement Agency: Yes
ORI Number: RI004239P

Burrillville Police Department Telephone Number: (401) 568-6255
1477 Victory Highway, Oakland, RI 02830 Fax Number: (401) 568-9499
Chief: Bernard E. Gannon E-Mail Address: N/A
UCR Contact: Sgt. Dennis C. Leahey E-Mail Address: N/A
Web Site: www.burrillville.org/Public_Documents/BurrillvilleRI_Police/index
Minimum Education Requirement for Officers: Associates Degree
Accredited Law Enforcement Agency: No
ORI Number: RI0041600

Central Falls Police Department Telephone Number: (401) 727-7411
160 Illinois Street, Central Falls, RI 02863 Fax Number: (401) 727-7417
Chief: Joseph P. Moran III E-Mail Address:
UCR Contact: Ms. Eunice Delahoz E-Mail Address: .
Web Site: <http://www.centralfallspolice.com/>
Minimum Education Requirement for Officers: Associates Degree or Military Service
Accredited Law Enforcement Agency: No
ORI Number: RI0040100

Charlestown Police Department Telephone Number: (401) 364-1212
4540 South County Trail, Charlestown, RI 02813 Fax Number: (401) 364-1232
Chief: Thomas J. Sharkey E-Mail Address: chief@charlestownpolice.org
UCR Contact: Sergeant McMahon E-Mail Address: pmcmahon@charlestownpolice.org
Web Site: <http://www.charlestownpolice.org/>
Minimum Education Requirement for Officers: 60 College Credits or Military Service
Accredited Law Enforcement Agency: No
ORI Number: RI0050700

Coventry Police Department Telephone Number: (401) 826-1100
1075 Main Street, Coventry, RI 02816 Fax Number: (401) 823-0697
Chief: Brian J. O'Rourke E-Mail Address: chieforourke@coventrypd.org
UCR Contact: Ms. Carol M. Tew E-Mail Address: coventrypolice@coventrypd.org
Web Site: <http://www.coventrypd.org>
Minimum Education Requirement for Officers: Associates Degree
Accredited Law Enforcement Agency: No
ORI Number: RI0020100

Cranston Police Department Telephone Number: (401) 942-2211
275 Atwood Avenue, Cranston, RI 02920 Fax Number: (401) 944-3370
Chief: Stephen McGrath E-Mail Address: N/A
UCR Contact: Capt Robert Brown E-Mail Address:
Web Site: N/A
Minimum Education Requirement for Officers: Associates Degree or Military Service
Accredited Law Enforcement Agency: No
ORI Number: RI0040200

Cumberland Police Department Telephone Number: (401) 333-2500
1380 Diamond Hill Road, Cumberland, RI 02864 Fax Number: (401) 334-2049
Chief: Anthony Silva E-Mail Address: asilva@cumberlandpolice.com
UCR Contact: Ms. Nancy Whitney E-Mail Address: N/A
Web Site: <http://www.cumberlandpolice.com/>
Minimum Education Requirement for Officers: Associates Degree
Accredited Law Enforcement Agency: Yes
ORI Number: RI0040300

DEM Police Department Telephone Number: (401) 222-3070
83 Park Street, Providence, RI 02903 Fax Number: (401) 222-6823
Chief: Steven H. Hall E-Mail Address: shall@dem.state.ri.us
UCR Contact: Lt. Frank Floor E-Mail Address: FRANK.FLOOR@DEM.RI.GOV
Web Site: <http://www.state.ri.us/dem/programs/bnatres/enforce/index.htm>
Minimum Education Requirement for Officers: Bachelors Degree
Accredited Law Enforcement Agency: No
ORI Number: RI0041700

East Greenwich Police Department Telephone Number: (401) 884-2244
111 Peirce Street, East Greenwich, RI 02818 Fax Number: (401) 886-8653
Chief: David Desjarlais E-Mail Address: N/A
UCR Contact: Admin. Assistant Deborah Gregory E-Mail Address: N/A
Web Site: N/A
Minimum Education Requirement for Officers: High School Diploma
Accredited Law Enforcement Agency: No
ORI Number: RI0020200

East Providence Police Department Telephone Number: (401) 435-7600
750 Waterman Avenue, East Providence, RI 02914 Fax Number: (401) 431-2320
Chief: Hubert J. Paquette E-Mail Address: N/A
UCR Contact: Capt. Dennis A. Charbonneau E-Mail Address: N/A
Web Site: N/A
Minimum Education Requirement for Officers: Associates/60 credits/Military/ Corrections
Officer
Accredited Law Enforcement Agency: No
ORI Number: RI0040400

Foster Police Department

Howard Hill Road, Foster, RI 02825

Chief: Michael Gawel E-Mail Address: N/A

UCR Contact: Dispatcher/Clerk Linda J. Niles E-Mail Address: N/A

Web Site: N/A

Minimum Education Requirement for Officers: High School Diploma

Accredited Law Enforcement Agency: No

ORI Number: RI0041300

Telephone Number: (401) 397-3317

Fax Number: (401) 397-8731

Glocester Police Department

162 Chopmist Hill, Glocester, RI 02814

Chief: Jamie Hainsworth E-Mail Address: jamiehainsworth@glocesterri.org

UCR Contact: Admin Assistant Matthew D. Floor

E-Mail Address: mathewfloor@glocesterri.org

Web Site: N/A

Minimum Education Requirement for Officers: 60 College Cred /3 Yrs Military W/Honorable Discharge

Accredited Law Enforcement Agency: No

ORI Number: RI0041400

Telephone Number: (401) 568-2533

Fax Number: (401) 568-3280

Hopkinton Police Department

406 Woodville Road, Hopkinton, RI 02833

Chief: John S. Scuncio E-Mail Address: chief@hopkintonpolice.org

UCR Contact: Ms. Sherryl A. Stedman E-Mail Address: sstedman@hopkintonpolice.org

Web Site: N/A

Minimum Education Requirement for Officers: High School Diploma

Accredited Law Enforcement Agency: No

ORI Number: RI0050600

Telephone Number: (401) 377-7750

Fax Number: (401) 377-7755

Jamestown Police Department

250 Conanicus Avenue, Jamestown, RI 02835

Chief: Thomas P. Tighe E-Mail Address: N/A

UCR Contact: Sergeant John J. Dube E-Mail Address: N/A

Web Site: N/A

Minimum Education Requirement for Officers: 60 College Credits

Accredited Law Enforcement Agency: No

ORI Number: RI0030100

Telephone Number: (401) 423-1212

Fax Number: (401) 423-3710

Johnston Police Department

1651 Atwood Avenue, Johnston, RI 02919

Chief: Richard S. Tamburini E-Mail Address: chief@johnstonPD.com

UCR Contact: Ms. Lori Ann Anderson E-Mail Address: Landerson@Johnston-RI.us

Web Site: <http://www.johnstonpd.com/>

Minimum Education Requirement for Officers: 60 College Credits

Accredited Law Enforcement Agency: No

ORI Number: RI0040500

Telephone Number: (401) 231-4210

Fax Number: (401) 233-2677

Lincoln Police Department

100 Old River Road, Lincoln, RI 02865

Chief: Robert T. Kells E-Mail Address: N/A

UCR Contact: Ms. Pauline Metivier E-Mail Address: N/A

Web Site: <http://www.lincolnpolice.com/>

Minimum Education Requirement for Officers: High School Diploma

Accredited Law Enforcement Agency: No

ORI Number: RI0040600

Telephone Number: (401) 333-1111

Fax Number: (401) 334-4244

Little Compton Police Department Telephone Number: (401) 635-2311
60 Simmons Road, Little Compton, RI 02837 Fax Number: (401) 635-8782
Chief: Ronald Coffey E-Mail Address: N/A
UCR Contact: Sgt. Antone Marion III E-Mail Address: N/A
Web Site: N/A
Minimum Education Requirement for Officers: High School Diploma
Accredited Law Enforcement Agency: No
ORI Number: RI0030600

Middletown Police Department Telephone Number: (401) 846-1144
9 Berkeley Avenue, Middletown, RI 02842 Fax Number: (401) 846-0175
Chief: Anthony M. Pesare E-Mail Address: N/A
UCR Contact: Ms. Lisa Marie Sisson E-Mail Address: N/A
Web Site: N/A
Minimum Education Requirement for Officers: High School Diploma
Accredited Law Enforcement Agency: No
ORI Number: RI0030200

Narragansett Police Department Telephone Number: (401) 789-1091
40 Caswell Street, Narragansett, RI 02882 Fax Number: (401) 789-8819
Chief: J. David Smith E-Mail Address: N/A
UCR Contact: Lt. William McGovern E-Mail Address: wmcgovern@muni.ri.net
Web Site: N/A
Minimum Education Requirement for Officers: High School Diploma
Accredited Law Enforcement Agency: No
ORI Number: RI0050100

Narragansett Tribal Police Department Telephone Number: (401) 364-1100
P.O. Box 268, Charlestown, RI 02813 Fax Number: (401) 364-4076
Chief: Rodney Champlin E-Mail Address: N/A
UCR Contact: Rodeny Champlin E-Mail Address: N/A
Web Site: N/A
Minimum Education Requirement for Officers: High School Diploma
Accredited Law Enforcement Agency: No
ORI Number: RIDI00300

New Shoreham Police Department Telephone Number: (401) 466-3220
Beach Avenue Box 307, Block Island, RI 02807 Fax Number: (401) 466-3228
Chief: Vincent Carlone E-Mail Address: N/A
UCR Contact: Ms. Betty Gann E-Mail Address: N/A
Web Site: N/A
Minimum Education Requirement for Officers: High School Diploma
Accredited Law Enforcement Agency: No
ORI Number: RI0050900

Newport Police Department Telephone Number: (401) 847-1302
120 Broadway, Newport, RI 02840 Fax Number: (401) 847-5598
Chief: Charles F. Golden E-Mail Address: CGOLDEN@CITYOFNEWPORT.COM
UCR Contact: Mr. William B. Pendergast E-Mail Address:
WPENDERGAST@CITYOFNEWPORT.COM
Web Site: <http://www.cityofnewport.com/>
Minimum Education Requirement for Officers: High School Diploma
Accredited Law Enforcement Agency: No
ORI Number: RI0030300

North Kingstown Police Department Telephone Number: (401) 294-3311
8166 Post Road, North Kingstown, RI 02852 Fax Number: (401) 294-6830
Chief: Steven B. Fage E-Mail Address: sfage@northkingstown.org
UCR Contact: Officer Donald Barrington E-Mail Address:
Web Site: <http://www.northkingstown.org/nkpd/default.htm>
Minimum Education Requirement for Officers: 60 College Credits
Accredited Law Enforcement Agency: No
ORI Number: RI0050200

North Providence Police Department Telephone Number: (401) 231-4533
1967 Mineral Spring Avenue, North Providence, RI 02904 Fax Number: (401) 233-1438
Chief: Ernest Spaziano E-Mail Address: N/A
UCR Contact: Records Clerk Karen Tucciarone E-Mail Address: N/A
Web Site: N/A
Minimum Education Requirement for Officers: High School Diploma
Accredited Law Enforcement Agency: No
ORI Number: RI0040700

North Smithfield Police Department Telephone Number: (401) 762-1212
575 Smithfield Road, North Smithfield, RI 02896 Fax Number: (401) 766-9412
Chief: Steven E. Reynolds E-Mail Address: Reynolds@northsmithfieldri.com
UCR Contact: Sgt. Bruce Senecal E-Mail Address: senecal@northsmithfieldri.com
Web Site: N/A
Minimum Education Requirement for Officers: High School Diploma
Accredited Law Enforcement Agency: YES
ORI Number: RI0041500

Pawtucket Police Department Telephone Number: (401) 727-9100
121 Roosevelt Avenue, Pawtucket, RI 02860 Fax Number: (401) 727-9119
Chief: George L. Kelley III E-Mail Address: N/A
UCR Contact: Mr. Earl Slade E-Mail Address: N/A
Web Site: <HTTP://USERS.IDS.NET/~PAWTPD/>
Minimum Education Requirement for Officers: High School Diploma
Accredited Law Enforcement Agency: No
ORI Number: RI0040800

Portsmouth Police Department Telephone Number: (401) 683-0300
2270 East Main Road, Portsmouth, RI 02871 Fax Number: (401) 683-2020
Chief: Dennis C. Seale E-Mail Address: N/A
UCR Contact: Lt. Paul Valente E-Mail Address: N/A
Web Site: <http://www.aquidneck.net/ppd/>
Minimum Education Requirement for Officers: High School Diploma
Accredited Law Enforcement Agency: No
ORI Number: RI0030400

Providence Police Department Telephone Number: (401) 272-3121
325 Washington Street, Providence, RI 02903 Fax Number: (401) 243-6437
Chief: Dean M. Esserman E-Mail Address: N/A
UCR Contact: Sgt. Raymond Hull E-Mail Address: N/A
Web Site: <http://www.providencepolice.com/>
Minimum Education Requirement for Officers: High School Diploma
Accredited Law Enforcement Agency: No
ORI Number: RI0040900

Richmond Police Department Telephone Number: (401) 539-8289
Box 203, Wyoming, RI 02898 Fax Number: (401) 539-8293
Chief: Raymond A. Driscoll E-Mail Address: CHIEF@RICHMONDPD.ORG
UCR Contact: Ms. Terry Allen E-Mail Address: N/A
Web Site: <http://www.richmondpd.org/>
Minimum Education Requirement for Officers: High School Diploma
Accredited Law Enforcement Agency: No
ORI Number: RI0050500

Scituate Police Department Telephone Number: (401) 821-5900
116 Main Street, Hope, RI 02831 Fax Number: (401) 821-7162
Chief: William F. Mack E-Mail Address: chief@scituatepolice.necoxmail.com
UCR Contact: Mr. Kenneth H. Gaffney E-Mail Address: ken@scituatepolice.necoxmail.com
Web Site: <http://scituateri.org/police.htm>
Minimum Education Requirement for Officers: Associates Degree or Military Service
Accredited Law Enforcement Agency: No
ORI Number: RI0041000

Smithfield Police Department Telephone Number: (401) 231-2500
215 Pleasant View Avenue, Smithfield, RI 02917 Fax Number: (401) 231-1641
Chief: William A. McGarry E-Mail Address: wmcgarry@smithfieldpd.com
UCR Contact: Ms. Sheryl A. Canis E-Mail Address:
Web Site: www.smithfieldpd.com/
Minimum Education Requirement for Officers: Bachelors Degree
Accredited Law Enforcement Agency: Yes
ORI Number: RI0041100

South Kingstown Police Department Telephone Number: (401) 783-3321
1790 Kingstown Road, Wakefield, RI 02879 Fax Number: (401) 783-8139
Chief: Vincent Vespia, Jr. E-Mail Address: N/A
UCR Contact: RMS Manager Clinton E. Salisbury
E-Mail Address: RECORDS@SKPD.ORG
Web Site: N/A
Minimum Education Requirement for Officers: 60 College Credits
Accredited Law Enforcement Agency: No
ORI Number: RI0050300

Tiverton Police Department Telephone Number: (401) 625-6717
20 Industrial Way, Tiverton, RI 02878 Fax Number: (401) 625-6721
Chief: Thomas Blakey E-Mail Address: N/A
UCR Contact: Ms. Christine Miguel E-Mail Address: tivpd@ids.net
Web Site: N/A
Minimum Education Requirement for Officers: 60 College Credits
Accredited Law Enforcement Agency: No
ORI Number: RI0030500

URI Police Department Telephone Number: (401) 874-2121
44 Lower College Road, Kingston, RI 02881 Fax Number: (401) 782-9970
Chief: Robert F. Drapeau E-Mail Address: DRAPEAU@URI.EDU
UCR Contact: Lieutenant David Doweiko E-Mail Address: ddd02184u@uri.edu
Web Site: <http://www.uri.edu/admin/uripd/index.htm>
Minimum Education Requirement for Officers:
Accredited Law Enforcement Agency: No
ORI Number: RI0051000

Warren Police Department Telephone Number: (401) 245-1311
1 Joyce Street, Warren, RI 02885 Fax Number: (401) 245-8220
Chief: Thomas Gordon E-Mail Address: N/A
UCR Contact: Sergeant Roland Brule E-Mail Address: N/A
Web Site: N/A
Minimum Education Requirement for Officers: High School Diploma
Accredited Law Enforcement Agency: No
ORI Number: RI0010300

Warwick Police Department Telephone Number: (401) 468-4200
99 Veterans Memorial Drive, Warwick, RI 02886 Fax Number: (401) 468-4327
Chief: Stephen M. McCartney E-Mail Address: N/A
UCR Contact: Mr. Michael Moriarty E-Mail Address: N/A
Web Site: <http://www.warwickpolice.com/>
Minimum Education Requirement for Officers: 60 College Credits
Accredited Law Enforcement Agency: Yes
ORI Number: RI0020300

West Greenwich Police Department Telephone Number: (401) 397-7191
280 Victory Highway, West Greenwich, RI 02817 Fax Number: (401) 397-6890
Chief: Gary F. Malikowski E-Mail Address: N/A
UCR Contact: Ms. Geny Isherwood E-Mail Address:
Web Site: <http://west-greenwich.ri.us/police/police.html>
Minimum Education Requirement for Officers: 60 College Credits or Military Service
Accredited Law Enforcement Agency: No
ORI Number: RI0020500

West Warwick Police Department Telephone Number: (401) 821-4323
1162 Main Street, West Warwick, RI 02893-4829 Fax Number: (401) 822-9206
Chief: Peter Brousseau E-Mail Address: N/A
UCR Contact: Sgt. Richard Ascoli E-Mail Address: N/A
Web Site: N/A
Minimum Education Requirement for Officers: Associates Degree or Military Service
Accredited Law Enforcement Agency: No
ORI Number: RI0020400

Westerly Police Department Telephone Number: (401) 596-2022
5 Union Street, Westerly, RI 02891 Fax Number: (401) 596-7501
Chief: Edward A. Mello E-Mail Address: emello@westerlypolice.org
UCR Contact: Ms. Linda J. Algiere E-Mail Address: lalgieri@westerlypolice.org
Web Site: N/A
Minimum Education Requirement for Officers: High School Diploma
Accredited Law Enforcement Agency: No
ORI Number: RI0050400

Woonsocket Police Department Telephone Number: (401) 766-1212
242 Clinton Street, Woonsocket, RI 02895-3276 Fax Number: (401) 765-4922
Chief: William J. Shea E-Mail Address:
UCR Contact: Lt. Kyle Stone E-Mail Address: N/A
Web Site: www.woonsocketpolice.com/
Minimum Education Requirement for Officers: High School Diploma
Accredited Law Enforcement Agency: No
ORI Number: RI0041200

This page left blank intentionally

Crime Index Offenses

(Murder, Rape, Robbery, Aggravated Assault, Burglary, Larceny Theft, Motor Vehicle Theft)

<u>Year</u>	<u>Population</u>	<u>Crime Index Total</u>	<u>Crime Rate Per 100,000 Inhabitants</u>
2004	1,048,319	33,844	3,367.8
2003	1,048,319	35,305	3,367.8
2002	1,048,319	38,380	3,661.1
2001	1,048,319	39,027	3,722.8
2000	1,048,319	36,445	3,476.5
1999	1,003,464	35,506	3,538.3
1998	1,003,464	34,693	3,457.3
1997	1,003,464	36,061	3,593.7
1996	1,003,464	39,603	3,946.6
1995	1,003,464	42,039	4,189.4
1994	1,003,464	41,045	4,090.3
1993	1,003,464	45,019	4,486.4
1992	1,003,464	45,974	4,581.5
1991	1,003,464	50,573	5,039.8
1990	1,003,464	53,630	5,344.5
1989	947,154	51,956	5,485.5
1988	947,154	51,414	5,428.3
1987	947,154	52,515	5,544.5
1986	947,154	47,519	5,017.0
1985	947,154	45,566	4,810.8
1984	947,154	45,888	4,844.8
1983	947,154	48,174	5,086.2
1982	947,154	51,326	5,419.0
1981	947,154	55,704	5,881.2
1980	947,154	56,323	5,946.6
1979	949,723	52,468	5,524.6
1978	949,723	47,648	5,017.0
1977	949,723	49,951	5,259.5
1976	949,723	51,954	5,470.4
1975	949,723	51,643	5,437.7
1974	949,723	47,524	5,004.0
1973	949,723	45,311	4,771.0
1972	949,723	44,030	4,636.1
1971	949,723	45,968	4,840.1
1970	949,723	40,761	4,291.9
1969	911,000	25,448	2,793.4
1968	911,000	24,097	2,645.1
1967	911,000	19,027	2,088.6

