

Crime in Rhode Island 2003




*A compilation of
crime statistics and reference guide*

Issued by
State of Rhode Island
Division of State Police
Executive Department

Edition 46

Uniform Crime Reports

The Honorable Donald L. Carcieri
Governor



Colonel Steven M. Paré
Superintendent
Rhode Island State Police



RHODE ISLAND STATE POLICE

Executive Department



Major Brendan P. Doherty
Field Operations Officer

Major Steven G. O'Donnell
Chief Administrative Officer

Lieutenant Mark E. Bilodeau
Officer in Charge

Linda L. Fraccola
Operations Manager

<http://www.risp.ri.gov/>

Issued By:
Rhode Island State Police
Uniform Crime Reporting Unit
311 Danielson Pike, No. Scituate, RI 02857-1907
Voice Phone (401) 444-1156 Fax Phone (401) 444-1141

Acknowledgements

We would like to acknowledge the representatives listed below for their hard work and dedication in providing crime data for this publication.

Barrington Police Department - Sgt. Dino DeCrescenzo
Bristol Police Department - Mr. Richard Roderick
Brown University Police Department - Det. David M. Boucher
Burrillville Police Department - Sgt. Dennis C. Leahey
Central Falls Police Department - Ms. Pamela Noel
Charlestown Police Department – Sgt. Patrick McMahon
Coventry Police Department - Ms. Carol M. Tew
Cranston Police Department – Capt. Robert Brown
Cumberland Police Department - Ms. Patricia A. Skurka
DEM Police Department - Dispatcher Bruce Thompson
East Greenwich Police Department - Admin. Assistant Deborah Gregory
East Providence Police Department - Capt. Dennis Charbonneau
Foster Police Department - Dispatcher/Clerk Linda J. Niles
Glocester Police Department - Admin Assistant Matthew D. Floor
Hopkinton Police Department - Ms. Sherryl A. Stedman
Jamestown Police Department – Sgt. John J. Dube
Johnston Police Department - Ms. Lori Ann Anderson
Lincoln Police Department - Ms. Pauline Metivier
Little Compton Police Department - Sgt. Antone Marion III
Middletown Police Department - Ms. Lisa Marie Sisson
Narragansett Police Department – Capt. Thomas Mongeau
Narragansett Tribal Police Department – Sgt. Robert D. Jalette
New Shoreham Police Department - Ms. Betty Gann
Newport Police Department - Mr. William B. Pendergast
North Kingstown Police Department - Officer Donald Barrington
North Providence Police Department - Records Clerk Karen Tucciarone
North Smithfield Police Department - Sgt. Bruce Senecal
Pawtucket Police Department - Mr. Earl Slade
Portsmouth Police Department - Lt. Paul Valente
Providence Police Department - Sgt. Raymond Hull
Rhode Island State Police Department - RMS Administrator William K. Guy
Richmond Police Department - Ms. Terry Allen
Scituate Police Department - Mr. Kenneth H. Gaffney
Smithfield Police Department - Ms. Sheryl A. Canis
South Kingstown Police Department - RMS Manager Clinton E. Salisbury, Jr.
State Police – RMS Administrator Mr. Bill Guy
Tiverton Police Department - Ms. Linda Handcock
URI Police Department - Lieutenant David Doweiko
Warren Police Department - Sergeant Roland Brule
Warwick Police Department - Mr. Michael Moriarty
West Greenwich Police Department - Ms. Geny Isherwood
West Warwick Police Department - Sgt. Richard Ascoli
Westerly Police Department - Ms. Linda J. Algieri
Woonsocket Police Department - Lt. Timothy Paul

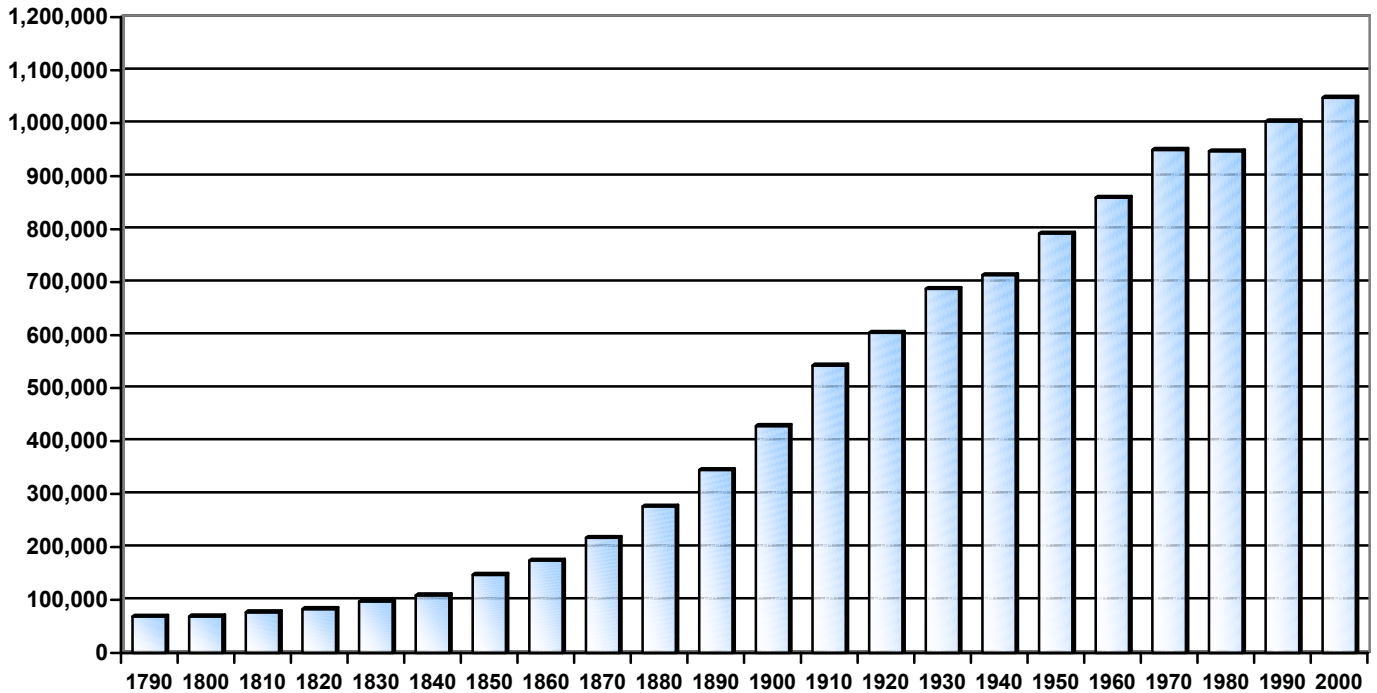
Table of Contents

ACKNOWLEDGEMENTS.....	4
RHODE ISLAND POPULATION.....	6
RHODE ISLAND GENERAL LAWS.....	8
VERIFICATION PROCEDURE.....	9
CRIME FACTORS	10
FLOW CHART	11
PERCENT CHANGE FROM PREVIOUS YEAR.....	12
RECAPITULATION OF CRIME INDEX OFFENSES	13
CRIME INDEX OFFENSES / CRIME RATES LISTED BY JURISDICTION.....	14
FULL-TIME POLICE EMPLOYEE DATA	35
ARREST DATA - 18 YEARS OF AGE AND OVER.....	50
ARREST DATA - 18 YEARS OF AGE AND OVER LISTED BY JURISDICTION.....	51
ARREST DATA - UNDER 18 YEARS OF AGE.....	82
ARREST DATA - UNDER 18 YEARS OF AGE.....	83
HATE CRIMES.....	103
DOMESTIC VIOLENCE	107

Rhode Island Population Listed by Jurisdiction

Jurisdiction	1990 Population	2000 Population	Numeric Change	Percentage Change
Barrington	15,849	16,819	970	6.1%
Bristol	21,625	22,469	844	3.9%
Burrillville	16,230	15,796	-434	-2.7%
Central Falls	17,637	18,928	1,291	7.3%
Charlestown	6,478	7,859	1,381	21.3%
Coventry	31,083	33,668	2,585	8.3%
Cranston	76,060	79,269	3,209	4.2%
Cumberland	29,038	31,840	2,802	9.6%
East Greenwich	11,865	12,948	1,083	9.1%
East Providence	50,380	48,688	-1,692	-3.4%
Exeter	5,461	6,045	584	10.7%
Foster	4,316	4,274	-42	-1.0%
Glocester	9,227	9,948	721	7.8%
Hopkinton	6,873	7,836	963	14.0%
Jamestown	4,999	5,622	623	12.5%
Johnston	26,542	28,195	1,653	6.2%
Lincoln	18,045	20,898	2,853	15.8%
Little Compton	3,339	3,593	254	7.6%
Middletown	19,460	17,334	-2,126	-10.9%
Narragansett	14,985	16,361	1,376	9.2%
New Shoreham	836	1,010	174	20.8%
Newport	28,227	26,475	-1,752	-6.2%
North Kingstown	23,786	26,326	2,540	10.7%
North Providence	32,090	32,411	321	1.0%
North Smithfield	10,497	10,618	121	1.2%
Pawtucket	72,644	72,958	314	0.4%
Portsmouth	16,857	17,149	292	1.7%
Providence	160,728	173,618	12,890	8.0%
Richmond	5,351	7,222	1,871	35.0%
Scituate	9,796	10,324	528	5.4%
Smithfield	19,163	20,613	1,450	7.6%
South Kingstown	24,631	27,921	3,290	13.4%
Tiverton	14,312	15,260	948	6.6%
Warren	11,385	11,360	-25	-0.2%
Warwick	85,427	85,808	381	0.4%
West Geeenwich	3,492	5,085	1,593	45.6%
West Warwick	29,268	29,581	313	1.1%
Westerly	21,605	22,966	1,361	6.3%
Woonsocket	43,877	43,224	-653	-1.5%
State Total	1,003,464	1,048,319	44,855	4.5%

Rhode Island Population



Nationwide View - Census of Population

Area	1990 Population	2000 Population	Numerical Change	Percentage Change
United States	248,709,873	281,421,906	32,712,033	13.2 %
New England	13,206,943	13,922,517	715,574	5.4%
Rhode Island	1,003,464	1,048,319	44,855	4.5%

Rhode Island General Laws

Chapter 24 - Uniform Crime Reporting System

12-24-1. Reporting System. -- **A uniform crime reporting system shall be established under the direction, control and supervision of the superintendent of state police.** The superintendent of state police shall have the power and duty, by such rules and regulations as he may deem necessary to collect and gather such information from such local police departments and the enforcement division of the department of environmental management as may be and is hereinafter prescribed.

12-24-2. Reports. -- **The police department of each city and town and the enforcement division of the department of environmental management, once each quarter, upon a date and form prescribed and furnished by the superintendent of state police, shall forward to the division of state police a crime report.** Each reporting department shall report only on cases within its jurisdiction and upon which it is making, or has made, the primary police investigation. The report shall be called the uniform crime report and shall cover crimes reported and otherwise processed during the reporting period. It shall contain the number and nature of offenses and such other information as the superintendent of state police shall specify relating to the method, frequency, cause and prevention of crime. Under no circumstances shall the name of any person be reported.

12-24-3. Compilation of Reports. -- **Upon receipt of the quarterly uniform crime reports from the reporting agencies, the division of state police shall prepare a statewide compilation of the statistics contained therein and the resulting statistical compilation shall be available to any government agency in the state, the judiciary committees of the Rhode Island senate and the Rhode Island house of representatives, and the federal bureau of investigation, upon request.** The statistics made available through the uniform crime report shall be used for the purposes of studying the causes, trends and effects of crime in the state and for intelligence upon which to base a more sound program of crime detection and prevention and the apprehension of criminals.

12-24-4. Other agencies. -- **Any governmental agency, not falling within the description of those required to submit the quarterly uniform crime report set forth in 12-24-2, which desires to submit such a report, shall be furnished with the proper forms by the division of state police.** When a report is received by the division of state police from a governmental agency not required to make such reports, the information contained therein shall be included within the monthly compilation provided for in 12-24-3.

Verification Procedure

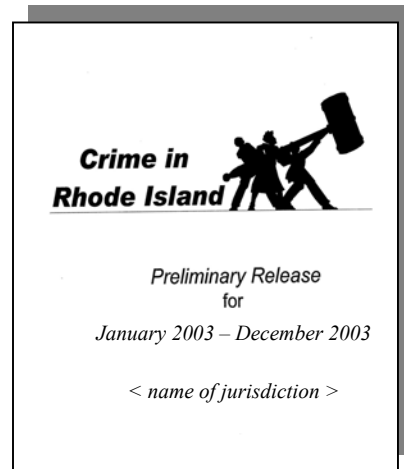
Uniformity and accuracy of crime data collected under this program is of primary concern. With the receipt of reports covering 39 reporting jurisdictions within the State of Rhode Island, the problems of attaining uniformity are readily apparent.

It is standard operating procedure to examine each incoming report for mathematical accuracy and completeness and, perhaps of even greater importance, for reasonableness as a possible indication of error.

Also, prior to compiling *Crime in Rhode Island*, an annual Preliminary Release is distributed to each reporting jurisdiction based on the submission of UCR statistics.

Each jurisdiction is requested to examine this release and notify the UCR Unit should any discrepancies appear.

Regardless of the extent of the statistical verification process used by the UCR Unit, the accuracy of the data assembled under this program depends on the sincere effort exerted by each contributor to meet the necessary standards of report.

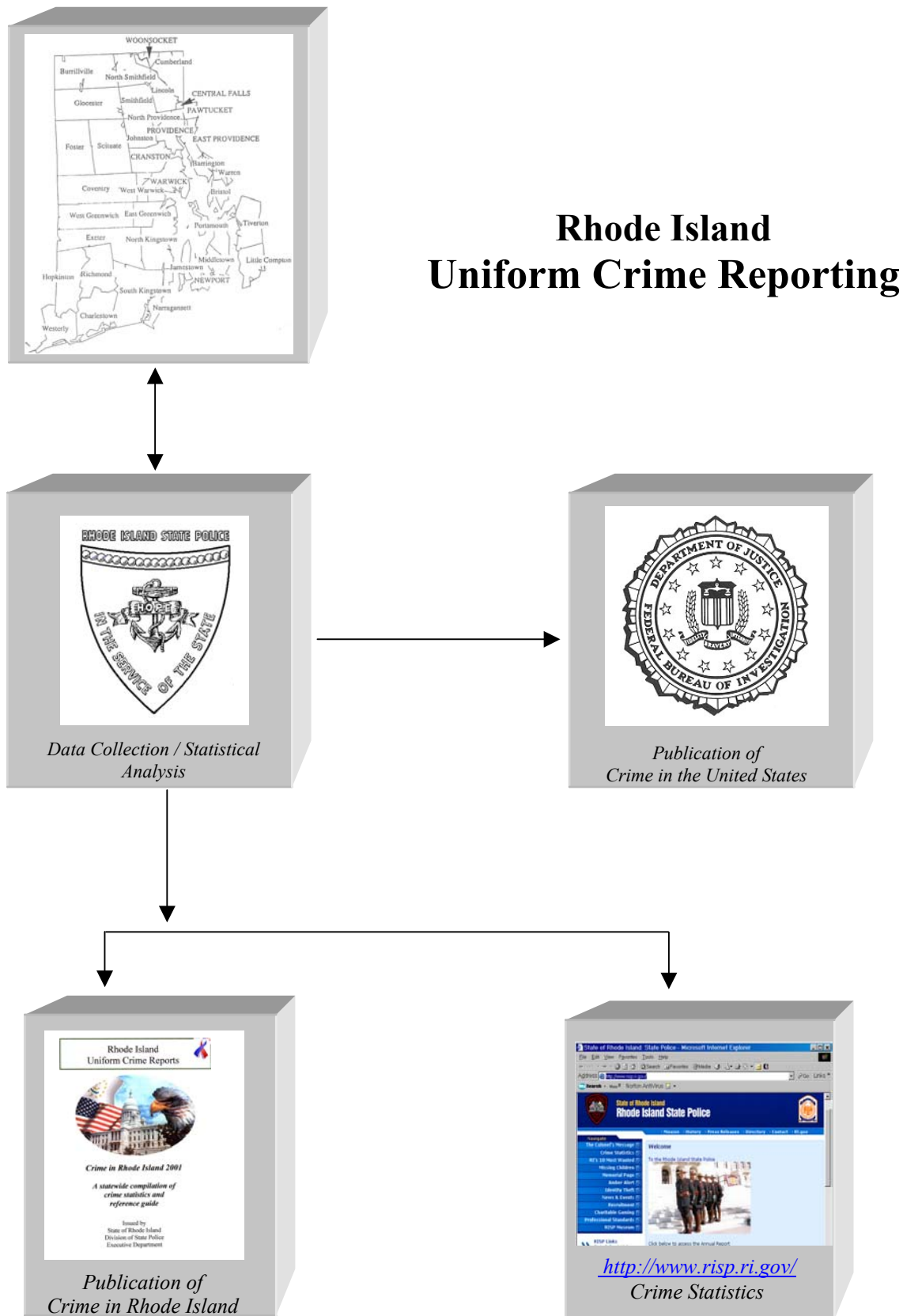


Crime Factors

Data users are cautioned against comparing statistical data of individual cities and towns due to numerous factors, which are known to affect the amount and type of crime occurring from place to place.

- ◆ Density and size of the community population
- ◆ Variations in composition particularly to youth concentration
- ◆ Economic status, including job availability, median income, and poverty level
- ◆ Stability of population with respect to residents' mobility, commuting factors, and other transient factors
- ◆ Modes of transportation and highway system
- ◆ Cultural conditions, such as educational, recreational, and religious characteristics
- ◆ Effective strength of the law enforcement agencies
- ◆ Administrative and investigative emphases of law enforcement
- ◆ Attitude of the public toward law enforcement problems
- ◆ Climate, including seasonal weather conditions
- ◆ Cooperation of adjoining and overlapping police agencies
- ◆ The administrative and investigative efficiency of the local law enforcement agency, including the degree of adherence to UCR Crime Reporting

Flow Chart



Crime Index Offenses

Percent Change from Previous Year

Classification	2002	2003	% Change
Murder	41	25	-39.0%
Firearm	25	8	
Knife or Cutting Instrument	7	0	
Other Dangerous Weapon	5	13	
Hands, Fists, Feet	4	4	
Rape	394	505	28.1%
Firearm	6	3	
Knife or Cutting Instrument	2	6	
Other Dangerous Weapon	168	395	
Hands, Fists, Feet	218	101	
Robbery	916	830	-9.39%
Firearm	248	276	
Knife or Cutting Instrument	109	112	
Other Dangerous Weapon	124	106	
Hands, Fists, Feet	435	336	
Aggravated Assault	1,699	1,714	0.8%
Firearm	271	358	
Knife or Cutting Instrument	408	383	
Other Dangerous Weapon	759	650	
Hands, Fists, Feet	261	323	
Burglary	6,414	5,524	-13.8%
Forcible Entry	3,989	3,691	
Unlawful Entry-No Force	2,135	1,616	
Attempted Forcible Entry	290	217	
Larceny-Theft	24,043	22,320	-7.1%
Motor Vehicle Theft	4,873	4,387	-9.9%
Automobiles	4,461	4,015	
Trucks and buses	168	130	
Other Vehicles	244	242	
Crime Index Total	38,380	35,305	-8.0%

Recapitulation of Crime Index Offenses

OFFENSES	1994	1995	1996	1997	1998	1999	2000	2001	2002	2003
CRIME INDEX TOTAL	41,045	42,039	39,603	36,061	34,693	35,506	36,445	39,027	38,380	35,305
MURDER	43	35	25	25	25	36	45	39	41	25
Firearm	22	25	15	13	13	20	32	17	25	8
Knife or Cutting Instrument	9	5	2	6	5	3	8	7	7	0
Other Dangerous Weapon	6	2	4	4	4	8	3	12	5	13
Hands, Fists, Feet	6	3	4	2	3	5	2	3	4	4
RAPE	273	265	283	362	346	391	412	416	394	505
Firearm	7	14	8	7	12	8	14	7	6	3
Knife or Cutting Instrument	10	18	8	13	11	5	19	15	2	6
Other Dangerous Weapon	7	21	31	58	86	172	198	188	168	395
Hands, Fists, Feet	249	212	236	284	237	206	181	206	218	101
ROBBERY	869	915	825	708	662	786	922	986	916	830
Firearm	233	209	177	169	134	238	219	276	248	276
Knife or Cutting Instrument	100	101	87	81	77	77	121	133	109	112
Other Dangerous Weapon	61	72	60	54	57	60	76	98	124	106
Strong Arm Hands, Fists	475	533	501	404	394	411	506	479	435	336
ASSAULT	2,567	2,444	2,328	2,196	2,036	1,628	1,742	1,844	1,699	1,714
Firearm	339	247	247	219	270	266	217	256	271	358
Knife or Cutting Instrument	420	404	426	412	384	367	409	442	408	383
Other Dangerous Weapon	1,019	981	972	899	920	714	770	814	759	650
Hands, Fists, Feet	789	812	683	666	462	281	346	332	261	323
BURGLARY	9,103	9,235	8,123	7,078	6,443	6,341	6,620	6,824	6,414	5,524
Forcible Entry	6,678	6,679	5,630	4,797	4,331	4,163	4,449	4,357	3,989	3,691
Unlawful Entry-No Force	1,545	1,673	1,652	1,559	1,555	1,668	1,692	2,087	2,135	1,616
Attempted Forcible Entry	880	883	841	722	557	510	479	380	290	217
LARCENY-THEFT	23,000	24,786	23,371	21,500	21,359	22,292	22,038	23,875	24,043	22,320
MOTOR VEHICLE THEFT	5,190	4,359	4,648	4,192	3,822	4,032	4,665	5,043	4,873	4,387
Automobiles	4,721	3,923	4,277	3,879	3,538	3,677	4,276	4,550	4,461	4,015
Trucks and Buses	236	235	193	174	164	207	212	217	168	130
Other Vehicles	233	201	178	139	120	148	177	276	244	242

Crime Index Offenses / Crime Rates Listed by Jurisdiction

Barrington

Population
16,819

County
Bristol

Year	Crime Index Total	Murder	Rape	Robbery	Aggravated Assault	Burglary	Larceny	Motor Vehicle Theft	Rate
2003	279	0	7	2	6	53	206	5	1,659
2002	369	0	4	2	5	86	268	4	2,194
2001	372	1	0	4	3	96	261	7	2,212
2000	314	0	6	0	5	56	233	14	1,867
1999	339	0	0	1	6	100	223	9	2,146
1998	407	0	2	1	12	98	291	3	2,576
1997	475	0	2	0	8	111	350	4	3,006
1996	490	0	2	2	23	155	305	3	3,101
1995	373	0	0	1	2	29	336	5	2,353
1994	311	0	0	1	4	24	277	5	1,943
1993	312	0	0	5	8	31	263	5	1,950

Bristol

Population
22,469

County
Bristol

Year	Crime Index Total	Murder	Rape	Robbery	Aggravated Assault	Burglary	Larceny	Motor Vehicle Theft	Rate
2003	418	0	7	7	16	56	309	23	1,860
2002	440	0	2	1	24	38	349	26	1,958
2001	488	0	7	1	21	81	363	15	2,172
2000	424	0	6	1	18	68	315	16	1,887
1999	420	0	5	6	15	58	326	10	1,932
1998	377	0	2	4	11	73	265	22	1,735
1997	336	0	3	4	18	72	212	27	1,546
1996	365	0	1	2	17	67	255	23	1,679
1995	371	0	0	3	11	73	265	19	1,716
1994	366	0	3	0	17	64	272	10	1,663
1993	399	0	0	0	25	72	287	15	1,813

Crime Index Offenses / Crime Rates Listed by Jurisdiction

Brown University

Year	Crime Index Total	Population					County State Agency		
		Murder	Rape	Robbery	Aggravated Assault	Burglary	Larceny	Motor Vehicle Theft	
2003	228	0	1	1	3	49	174	0	
2002	306	0	2	2	4	82	216	0	
2001	316	0	0	1	0	63	252	0	
2000	295	0	1	4	3	37	250	0	
1999	330	0	1	2	1	53	273	0	
1998	346	0	1	2	7	28	308	0	
1997	402	0	1	3	4	31	363	0	
1996	371	0	4	1	3	33	328	2	
1995	473	0	2	5	1	60	402	3	
1994	564	0	0	3	3	125	430	3	
1993	614	0	0	1	7	134	470	2	

Burrillville

	Population 15,796					County Providence			
	Crime Index Total	Murder	Rape	Robbery	Aggravated Assault	Burglary	Larceny	Motor Vehicle Theft	Rate
2003	202	0	1	1	7	40	141	12	1,279
2002	244	0	3	1	18	45	169	8	1,545
2001	200	0	3	0	10	41	143	3	1,266
2000	249	0	8	0	12	45	172	12	1,576
1999	211	0	2	2	5	50	137	15	1,300
1998	176	0	4	2	4	36	121	9	1,084
1997	261	0	8	3	15	91	128	16	1,608
1996	284	0	4	1	6	81	180	12	1,750
1995	219	0	2	1	12	44	145	15	1,349
1994	191	0	0	0	6	65	111	9	1,193
1993	207	0	1	0	14	63	120	9	1,293

Crime Index Offenses / Crime Rates Listed by Jurisdiction

Central Falls

Population
18,928

County
Providence

Year	Crime Index Total	Murder	Rape	Robbery	Aggravated Assault	Burglary	Larceny	Motor Vehicle Theft	Rate
2003	729	0	19	20	70	166	351	103	3,851
2002	674	2	16	29	71	128	324	104	3,561
2001	713	1	7	33	72	154	334	112	3,767
2000	810	1	15	41	74	200	351	128	4,279
1999	774	0	18	45	88	177	359	87	4,389
1998	767	0	23	31	67	156	385	105	4,349
1997	755	1	18	16	97	152	356	115	4,281
1996	782	0	17	31	107	183	319	125	4,434
1995	567	0	8	19	84	166	187	103	3,215
1994	742	2	10	17	78	207	255	173	4,122
1993	985	4	8	24	188	214	318	229	5,472

Charlestown

Population
7,859

County
Washington

Year	Crime Index Total	Murder	Rape	Robbery	Aggravated Assault	Burglary	Larceny	Motor Vehicle Theft	Rate
2003	151	0	2	1	2	28	116	2	1,921
2002	138	0	0	0	10	27	98	3	1,756
2001	160	0	3	1	5	47	102	2	2,036
2000	152	0	2	1	15	51	80	3	1,934
1999	129	0	0	0	12	42	71	4	1,991
1998	149	0	0	0	3	58	80	8	2,300
1997	92	0	3	1	10	35	42	1	1,420
1996	52	0	0	0	6	15	30	1	803
1995	118	0	2	2	8	35	68	3	1,822
1994	46	0	0	0	9	15	20	2	766
1993	96	0	0	0	19	19	54	4	1,600

Crime Index Offenses / Crime Rates Listed by Jurisdiction

Coventry

Population
33,668

County
Kent

Year	Crime Index Total	Murder	Rape	Robbery	Aggravated Assault	Burglary	Larceny	Motor Vehicle Theft	Rate
2003	471	0	4	3	26	97	310	31	1,399
2002	603	1	9	9	31	135	391	27	1,791
2001	621	0	8	2	37	137	417	20	1,844
2000	588	0	7	2	29	98	429	23	1,746
1999	625	0	6	3	20	79	495	22	1,977
1998	516	0	0	3	24	117	349	23	1,632
1997	665	0	2	1	29	110	499	24	2,104
1996	825	2	4	1	27	158	594	39	2,610
1995	700	0	1	1	16	189	469	24	2,252
1994	707	0	2	2	29	191	445	38	2,280
1993	766	1	4	1	34	180	509	37	2,470

Cranston

Population
79,269

County
Providence

Year	Crime Index Total	Murder	Rape	Robbery	Aggravated Assault	Burglary	Larceny	Motor Vehicle Theft	Rate
2003	2,499	0	35	43	81	436	1,649	255	3,153
2002	2,632	0	27	44	76	454	1,745	286	3,320
2001	2,511	1	29	58	73	542	1,553	255	3,168
2000	2,218	1	38	31	72	416	1,423	237	2,798
1999	2,124	1	42	30	63	385	1,387	216	2,793
1998	2,104	1	31	34	57	402	1,388	191	2,766
1997	2,183	0	36	28	66	470	1,332	251	2,870
1996	2,439	1	25	30	59	423	1,534	367	3,207
1995	2,890	0	18	44	68	774	1,696	290	3,800
1994	2,383	3	16	17	81	462	1,542	262	3,135
1993	2,733	0	9	36	83	616	1,650	339	3,596

Crime Index Offenses / Crime Rates Listed by Jurisdiction

Cumberland

		Population 31,840				County Providence			
Year	Crime Index Total	Murder	Rape	Robbery	Aggravated Assault	Burglary	Larceny	Motor Vehicle Theft	Rate
2003	594	0	7	10	16	96	433	32	1,866
2002	538	0	10	9	12	82	415	10	1,690
2001	552	0	4	10	17	95	418	8	1,734
2000	589	0	10	1	21	83	465	9	1,850
1999	652	0	6	3	13	111	508	11	2,245
1998	570	0	1	11	46	75	412	25	1,963
1997	621	0	2	6	118	71	381	43	2,139
1996	701	0	0	3	109	107	436	46	2,414
1995	768	2	2	3	125	126	475	35	2,645
1994	838	1	1	1	125	149	492	69	2,889
1993	986	0	2	6	179	156	583	60	3,400

DEM

		Population				County State Agency			
Year	Crime Index Total	Murder	Rape	Robbery	Aggravated Assault	Burglary	Larceny	Motor Vehicle Theft	
2003	19	0	0	0	0	2	14	3	
2002	28	0	0	0	0	2	18	8	
2001	27	0	0	0	2	1	14	10	
2000	29	0	2	0	0	0	23	4	
1999	28	0	0	0	2	1	24	1	
1998	11	0	0	0	0	1	10	0	
1997	11	0	0	0	0	1	10	0	
1996	18	0	0	0	0	0	0	18	
1995	7	0	0	0	0	0	0	7	
1994	6	0	0	0	1	0	5	0	
1993	13	0	0	0	0	0	0	13	

Crime Index Offenses / Crime Rates Listed by Jurisdiction

East Greenwich

Population 12,948									
County Kent									
Year	Crime Index Total	Murder	Rape	Robbery	Aggravated Assault	Burglary	Larceny	Motor Vehicle Theft	Rate
2003	154	0	1	0	4	24	120	5	1,189
2002	186	0	0	1	4	38	135	8	1,437
2001	227	0	1	2	9	31	168	16	1,753
2000	202	0	0	0	6	39	147	10	1,560
1999	180	0	0	0	3	25	140	12	1,521
1998	223	0	2	1	13	37	149	21	1,884
1997	197	0	1	0	11	48	127	10	1,665
1996	224	0	2	3	7	40	164	8	1,893
1995	253	0	2	3	3	42	191	12	2,132
1994	192	0	0	1	18	44	123	6	1,600
1993	293	0	1	1	8	82	188	13	2,441

East Providence

Population 48,688									
County Providence									
Year	Crime Index Total	Murder	Rape	Robbery	Aggravated Assault	Burglary	Larceny	Motor Vehicle Theft	Rate
2003	958	0	20	28	40	174	612	84	1,968
2002	1,025	0	13	21	51	191	675	74	2,105
2001	1,035	0	13	30	73	173	649	97	2,126
2000	1,010	0	28	15	69	196	576	126	2,074
1999	1,027	0	35	18	36	249	626	63	2,039
1998	857	1	23	11	46	150	567	59	1,701
1997	996	0	1	13	8	146	724	104	1,977
1996	1,103	0	5	10	14	197	722	155	2,189
1995	1,452	0	0	13	34	340	923	142	2,882
1994	1,307	1	1	20	50	262	852	121	2,614
1993	1,516	0	2	20	53	266	965	210	3,032

Crime Index Offenses / Crime Rates Listed by Jurisdiction

Foster

Population 4,274									
County Providence									
Year	Crime Index Total	Murder	Rape	Robbery	Aggravated Assault	Burglary	Larceny	Motor Vehicle Theft	Rate
2003	32	0	0	0	2	10	17	3	749
2002	48	0	0	0	2	13	30	3	1,123
2001	50	0	0	0	1	17	31	1	1,170
2000	54	0	0	1	0	12	36	5	1,263
1999	43	0	2	0	0	6	33	2	996
1998	65	0	2	0	0	20	42	1	1,506
1997	58	0	0	0	2	15	35	6	1,344
1996	56	0	0	0	6	22	24	4	1,297
1995	71	0	1	1	14	12	38	5	1,645
1994	96	0	0	0	9	36	47	4	2,400
1993	71	0	1	0	7	23	35	5	1,775

Glocester

Population 9,948									
County Providence									
Year	Crime Index Total	Murder	Rape	Robbery	Aggravated Assault	Burglary	Larceny	Motor Vehicle Theft	Rate
2003	71	0	0	0	5	15	47	4	714
2002	94	0	0	0	11	25	53	5	945
2001	87	0	1	0	1	18	66	1	875
2000	69	0	0	1	3	10	53	2	694
1999	90	0	1	0	5	16	61	7	975
1998	107	0	0	1	4	32	68	2	1,160
1997	105	0	0	1	8	23	71	2	1,138
1996	116	0	1	0	5	30	76	4	1,257
1995	66	0	2	0	2	27	34	1	715
1994	112	0	0	0	5	24	77	6	1,244
1993	109	2	0	0	0	31	70	6	1,211

Crime Index Offenses / Crime Rates Listed by Jurisdiction

Hopkinton

Population
7,836

County
Washington

Year	Crime Index Total	Murder	Rape	Robbery	Aggravated Assault	Burglary	Larceny	Motor Vehicle Theft	Rate
2003	113	0	3	1	4	23	73	9	1,442
2002	201	0	0	1	11	36	144	9	2,565
2001	127	0	0	0	6	37	82	2	1,621
2000	134	0	0	1	6	47	76	4	1,710
1999	156	0	0	0	2	59	85	10	2,270
1998	153	0	0	0	0	39	106	8	2,226
1997	163	1	2	0	2	54	91	13	2,372
1996	123	0	0	0	0	40	80	3	1,790
1995	121	0	0	0	2	27	83	9	1,761
1994	133	0	0	0	0	40	89	4	1,900
1993	119	0	0	0	2	33	78	6	1,700

Jamestown

Population
5,622

County
Newport

Year	Crime Index Total	Murder	Rape	Robbery	Aggravated Assault	Burglary	Larceny	Motor Vehicle Theft	Rate
2003	129	0	0	0	1	16	110	2	2,295
2002	174	0	0	0	0	28	140	6	3,095
2001	142	0	0	0	0	32	105	5	2,526
2000	162	0	0	0	0	51	110	1	2,882
1999	175	0	0	0	5	30	138	2	3,334
1998	170	0	0	0	0	29	140	1	3,239
1997	160	0	0	0	2	29	124	5	3,048
1996	111	0	0	0	2	26	81	2	2,115
1995	148	0	0	0	11	16	120	1	2,961
1994	98	0	2	0	4	20	68	4	1,960
1993	118	0	0	0	3	21	93	1	2,360

Crime Index Offenses / Crime Rates Listed by Jurisdiction

Johnston

		Population 28,195				County Providence			
Year	Crime Index Total	Murder	Rape	Robbery	Aggravated Assault	Burglary	Larceny	Motor Vehicle Theft	Rate
2003	977	0	9	10	46	141	671	100	3,465
2002	1,003	0	4	10	42	154	698	95	3,557
2001	1,008	0	15	7	37	120	735	94	3,575
2000	1,060	2	4	21	40	169	743	81	3,760
1999	856	0	3	9	24	151	600	69	3,225
1998	693	0	1	11	32	131	454	64	2,611
1997	604	0	2	2	25	111	393	71	2,276
1996	682	0	2	8	22	146	433	71	2,570
1995	781	1	4	4	25	158	504	85	2,943
1994	769	1	0	4	21	150	473	120	2,848
1993	940	0	1	7	17	190	577	148	3,481

Lincoln

		Population 20,898				County Providence			
Year	Crime Index Total	Murder	Rape	Robbery	Aggravated Assault	Burglary	Larceny	Motor Vehicle Theft	Rate
2003	429	0	0	5	3	60	329	32	2,053
2002	465	0	0	6	1	65	332	61	2,225
2001	481	0	0	2	3	68	356	52	2,302
2000	447	0	0	10	8	73	307	49	2,139
1999	420	2	0	0	5	52	308	53	2,328
1998	517	0	0	0	15	76	374	52	2,865
1997	507	0	0	4	10	95	346	52	2,810
1996	700	0	0	3	29	103	506	59	3,879
1995	725	0	0	3	9	93	519	101	4,018
1994	696	0	1	5	1	116	486	87	3,866
1993	716	1	8	3	3	100	467	134	3,977

Crime Index Offenses / Crime Rates Listed by Jurisdiction

Little Compton

Population
3,593

County
Newport

Year	Crime Index Total	Murder	Rape	Robbery	Aggravated Assault	Burglary	Larceny	Motor Vehicle Theft	Rate
2003	35	0	1	0	3	6	25	0	974
2002	41	0	0	0	1	10	29	1	1,141
2001	68	0	0	0	2	13	53	0	1,893
2000	72	0	0	0	0	19	51	2	2,004
1999	46	1	0	0	1	18	24	2	1,367
1998	61	0	0	0	0	14	47	0	1,812
1997	47	0	0	0	2	8	35	2	1,396
1996	31	0	0	0	1	7	23	0	921
1995	40	0	0	0	0	7	32	1	1,198
1994	28	0	0	0	0	6	18	4	933
1993	52	0	0	0	0	12	35	5	1,733

Middletown

Population
17,334

County
Newport

Year	Crime Index Total	Murder	Rape	Robbery	Aggravated Assault	Burglary	Larceny	Motor Vehicle Theft	Rate
2003	402	0	1	2	15	73	306	5	2,319
2002	444	1	7	2	13	69	348	4	2,561
2001	414	0	4	3	10	79	310	8	2,388
2000	433	0	4	8	17	59	331	14	2,498
1999	507	0	6	3	9	66	405	18	2,699
1998	516	0	4	4	29	70	388	21	2,746
1997	513	0	5	5	19	75	397	12	2,730
1996	616	0	7	6	20	107	452	24	2,279
1995	427	0	2	3	19	56	334	13	2,850
1994	310	0	1	2	5	40	252	10	1,631
1993	575	0	5	5	146	43	353	23	3,026

Crime Index Offenses / Crime Rates Listed by Jurisdiction

Narragansett

Population
16,361

County
Washington

Year	Crime Index Total	Murder	Rape	Robbery	Aggravated Assault	Burglary	Larceny	Motor Vehicle Theft	Rate
2003	379	0	3	1	11	51	305	8	2,316
2002	356	0	4	0	13	56	270	13	2,176
2001	458	0	2	0	14	86	347	9	2,799
2000	462	0	2	6	25	87	329	13	2,824
1999	424	0	2	1	14	63	327	17	2,829
1998	471	0	5	1	18	90	331	26	3,143
1997	449	0	2	1	19	97	306	24	2,996
1996	449	1	1	3	29	102	299	14	2,996
1995	463	0	7	3	46	93	293	21	3,090
1994	512	0	3	2	69	120	293	25	3,413
1993	499	0	4	1	59	149	263	23	3,326

New Shoreham

Population
1,010

County
Washington

Year	Crime Index Total	Murder	Rape	Robbery	Aggravated Assault	Burglary	Larceny	Motor Vehicle Theft	Rate
2003	75	0	0	0	2	5	64	4	7,426
2002	81	0	0	0	0	12	62	7	8,020
2001	85	0	0	0	0	14	66	5	8,416
2000	88	0	0	0	2	7	68	11	8,713
1999	145	0	0	0	14	10	112	9	17,34
1998	135	0	0	0	2	11	109	13	16,14
1997	139	0	0	0	4	16	109	10	16,62
1996	92	0	0	0	1	8	69	14	11,00
1995	113	0	0	0	3	12	93	5	13,51
1994	135	0	0	0	10	11	108	6	13,50
1993	119	0	0	0	3	7	107	2	11,90

Crime Index Offenses / Crime Rates Listed by Jurisdiction

Newport

Population 26,475									
County Newport									
Year	Crime Index Total	Murder	Rape	Robbery	Aggravated Assault	Burglary	Larceny	Motor Vehicle Theft	Rate
2003	1,434	1	24	13	76	293	953	74	5,416
2002	1,576	0	13	20	109	307	1,066	61	5,953
2001	1,630	0	10	38	119	397	994	72	6,157
2000	1,583	2	19	29	102	348	1,003	80	5,979
1999	1,592	0	7	26	117	302	1,074	66	5,799
1998	1,814	0	14	32	166	434	1,102	66	6,607
1997	2,188	2	24	30	174	455	1,421	82	7,969
1996	2,115	0	12	47	187	501	1,281	87	7,704
1995	2,289	0	15	36	211	474	1,456	97	8,109
1994	2,165	0	14	40	225	508	1,308	70	7,732
1993	2,366	1	17	49	221	504	1,483	91	8,450

North Kingstown

Population 26,326									
County Washington									
Year	Crime Index Total	Murder	Rape	Robbery	Aggravated Assault	Burglary	Larceny	Motor Vehicle Theft	Rate
2003	518	0	7	1	11	76	400	23	1,968
2002	571	1	4	0	12	93	431	30	2,169
2001	703	0	6	1	15	100	547	34	2,670
2000	569	0	3	0	16	126	402	22	2,161
1999	488	2	5	2	27	114	316	22	2,052
1998	557	0	2	1	17	136	384	17	2,342
1997	687	0	2	1	27	158	463	36	2,888
1996	552	0	0	5	25	111	391	20	2,321
1995	591	0	1	1	48	153	353	35	2,485
1994	596	0	3	1	14	127	423	28	2,483
1993	576	0	0	0	18	131	402	25	2,400

Crime Index Offenses / Crime Rates Listed by Jurisdiction

North Providence

Population 32,411									
County Providence									
Year	Crime Index Total	Murder	Rape	Robbery	Aggravated Assault	Burglary	Larceny	Motor Vehicle Theft	Rate
2003	614	0	5	8	48	109	383	61	1,894
2002	663	0	5	21	44	100	415	78	2,046
2001	700	2	7	12	32	139	419	89	2,160
2000	575	1	6	9	44	112	310	93	1,774
1999	548	1	8	9	26	132	305	67	1,708
1998	560	1	11	3	35	126	321	63	1,745
1997	560	0	8	9	23	125	309	86	1,745
1996	742	0	7	21	39	165	425	85	2,312
1995	819	0	10	15	46	215	440	93	2,552
1994	942	1	8	17	54	251	462	149	2,943
1993	946	0	9	13	58	216	508	142	2,956

North Smithfield

Population 10,618									
County Providence									
Year	Crime Index Total	Murder	Rape	Robbery	Aggravated Assault	Burglary	Larceny	Motor Vehicle Theft	Rate
2003	236	0	3	2	8	44	175	4	2,223
2002	228	0	0	0	9	37	178	4	2,147
2001	238	0	1	5	2	32	186	12	2,241
2000	224	0	4	2	6	31	174	7	2,110
1999	251	0	0	2	11	30	200	8	2,391
1998	252	0	3	0	14	54	163	18	2,401
1997	215	0	2	3	11	36	152	11	2,048
1996	235	0	1	0	42	39	133	20	2,239
1995	216	0	0	1	42	37	122	14	2,058
1994	202	0	0	1	43	32	117	9	2,020
1993	273	0	0	1	56	64	138	14	2,730

Crime Index Offenses / Crime Rates Listed by Jurisdiction

Pawtucket

Population 72,958									
County Providence									
Year	Crime Index Total	Murder	Rape	Robbery	Aggravated Assault	Burglary	Larceny	Motor Vehicle Theft	Rate
2003	2,782	2	37	74	143	468	1,674	384	3,813
2002	3,209	1	34	78	147	574	1,917	458	4,398
2001	2,994	2	39	74	180	505	1,744	450	4,104
2000	2,943	0	45	91	239	514	1,634	420	4,034
1999	3,043	1	39	89	152	591	1,712	459	4,189
1998	2,701	0	33	67	194	528	1,471	408	3,718
1997	2,634	1	28	78	105	677	1,289	456	3,626
1996	3,137	0	27	110	153	857	1,583	407	4,318
1995	3,367	2	30	116	164	885	1,734	436	4,635
1994	3,448	4	25	107	150	931	1,690	541	4,723
1993	4,207	2	29	117	166	1,227	1,898	768	5,763

Portsmouth

Population 17,149									
County Newport									
Year	Crime Index Total	Murder	Rape	Robbery	Aggravated Assault	Burglary	Larceny	Motor Vehicle Theft	Rate
2003	279	0	4	2	11	62	186	14	1,627
2002	253	0	2	1	17	39	189	5	1,475
2001	302	0	1	0	15	44	229	13	1,761
2000	285	0	9	4	16	55	190	11	1,662
1999	306	0	15	0	19	48	220	4	1,762
1998	343	0	8	0	25	62	240	8	1,975
1997	293	0	9	0	15	58	201	10	1,687
1996	300	0	3	3	9	46	226	13	1,728
1995	261	0	1	2	10	46	188	14	1,548
1994	271	0	2	0	21	44	180	24	1,594
1993	225	0	4	2	18	46	135	20	1,323

Crime Index Offenses / Crime Rates Listed by Jurisdiction

Providence

		Population 173,618				County Providence			
Year	Crime Index Total	Murder	Rape	Robbery	Aggravated Assault	Burglary	Larceny	Motor Vehicle Theft	Rate
2003	12,478	18	133	515	729	1,682	6,756	2,645	7,187
2002	13,864	23	109	550	620	2,186	7,515	2,861	7,985
2001	14,185	23	111	595	714	2,284	7,387	3,071	8,170
2000	12,840	30	82	552	506	2,289	6,617	2,764	7,396
1999	12,156	26	80	463	572	2,101	6,637	2,277	7,563
1998	11,191	16	88	362	582	2,140	5,992	2,011	6,963
1997	11,316	12	101	421	474	2,317	5,881	2,110	7,040
1996	13,106	16	77	445	495	2,934	6,720	2,419	8,154
1995	13,999	25	98	570	530	3,534	7,150	2,092	8,710
1994	13,681	21	115	554	631	3,606	6,286	2,468	8,497
1993	15,162	22	114	636	601	4,240	6,433	3,116	9,417

Rhode Island State Police

		Population				County State Agency			
Year	Crime Index Total	Murder	Rape	Robbery	Aggravated Assault	Burglary	Larceny	Motor Vehicle Theft	
2003	422	3	38	4	29	38	265	45	
2002	416	6	29	3	49	52	220	57	
2001	480	2	21	4	32	42	319	60	
2000	478	2	32	4	29	95	296	20	
1999	498	2	30	14	56	58	311	27	
1998	449	0	22	5	34	56	300	32	
1997	539	3	39	7	78	77	307	28	
1996	467	1	36	4	92	78	224	32	
1995	613	0	23	0	129	89	317	55	
1994	579	3	22	3	103	92	285	71	
1993	539	3	21	5	60	87	308	55	

Crime Index Offenses / Crime Rates Listed by Jurisdiction

Richmond

Population 7,222									
County Washington									
Year	Crime Index Total	Murder	Rape	Robbery	Aggravated Assault	Burglary	Larceny	Motor Vehicle Theft	Rate
2003	86	0	2	1	1	14	64	4	1,191
2002	59	0	1	0	3	8	47	0	817
2001	85	0	0	0	12	8	60	5	1,177
2000	87	0	0	0	21	7	56	3	1,205
1999	89	0	0	1	7	10	69	2	1,663
1998	126	0	1	0	10	14	98	3	2,355
1997	107	0	0	0	11	17	75	4	2,000
1996	87	0	2	0	7	13	62	3	1,626
1995	93	0	0	0	11	12	64	6	1,738
1994	93	0	0	1	35	12	45	0	1,860
1993	69	0	0	0	17	12	40	0	1,380

Scituate

Population 10,324									
County Providence									
Year	Crime Index Total	Murder	Rape	Robbery	Aggravated Assault	Burglary	Larceny	Motor Vehicle Theft	Rate
2003	110	0	0	0	6	32	66	6	1,065
2002	155	0	1	0	6	36	106	6	1,501
2001	139	0	2	0	4	30	100	3	1,346
2000	98	0	0	0	5	40	50	3	949
1999	86	0	2	0	3	14	63	4	878
1998	103	1	1	0	3	18	76	4	1,051
1997	99	0	0	0	5	29	62	3	1,011
1996	125	0	1	0	5	30	82	7	1,276
1995	132	0	1	0	8	27	95	1	1,347
1994	134	0	1	0	4	43	81	5	1,340
1993	133	0	0	0	4	50	74	5	1,330

Crime Index Offenses / Crime Rates Listed by Jurisdiction

Smithfield

Population 20,613									
County Providence									
Year	Crime Index Total	Murder	Rape	Robbery	Aggravated Assault	Burglary	Larceny	Motor Vehicle Theft	Rate
2003	314	0	1	0	5	41	256	11	1,523
2002	382	0	2	4	9	44	314	9	1,853
2001	298	1	6	6	9	40	230	6	1,446
2000	283	0	5	0	5	34	233	6	1,373
1999	299	0	1	2	5	45	227	19	1,560
1998	308	1	2	2	9	36	243	15	1,607
1997	281	0	3	2	8	51	191	26	1,466
1996	313	0	1	1	11	65	211	24	1,633
1995	282	1	2	1	12	38	202	26	1,472
1994	260	0	2	5	10	58	156	29	1,368
1993	282	0	4	3	8	54	170	43	1,484

South Kingstown

Population 27,921									
County Washington									
Year	Crime Index Total	Murder	Rape	Robbery	Aggravated Assault	Burglary	Larceny	Motor Vehicle Theft	Rate
2003	351	0	7	5	12	69	243	15	1,257
2002	394	0	7	3	17	87	268	12	1,411
2001	504	2	4	9	7	100	361	21	1,805
2000	588	2	5	12	23	140	371	35	2,106
1999	559	0	11	5	9	118	379	37	2,269
1998	606	0	3	3	16	135	403	46	2,460
1997	493	1	5	4	9	133	312	29	2,002
1996	525	0	3	2	12	113	374	21	2,131
1995	629	0	10	1	13	90	484	31	2,554
1994	494	0	9	3	17	104	337	24	1,976
1993	459	0	9	2	12	91	323	22	1,836

Crime Index Offenses / Crime Rates Listed by Jurisdiction

Tiverton

		Population				County			
		15,260				Newport			
Year	Crime Index Total	Murder	Rape	Robbery	Aggravated Assault	Burglary	Larceny	Motor Vehicle Theft	Rate
2003	306	0	3	0	15	75	186	27	2,005
2002	245	0	2	2	5	60	156	20	1,606
2001	293	1	2	2	18	72	186	12	1,920
2000	292	0	0	1	10	52	222	7	1,913
1999	225	0	3	1	4	51	160	6	1,552
1998	273	0	1	1	13	67	181	10	1,883
1997	263	1	2	4	13	60	171	12	1,814
1996	265	1	3	0	17	48	181	15	1,828
1995	352	0	1	4	2	96	232	17	2,359
1994	315	1	0	3	14	49	218	30	2,178
1993	370	0	0	7	2	99	228	34	2,642

URI

		Population				County			
						State Agency			
Year	Crime Index Total	Murder	Rape	Robbery	Aggravated Assault	Burglary	Larceny	Motor Vehicle Theft	
2003	270	0	0	2	2	34	224	8	
2002	251	0	2	1	2	45	195	6	
2001	231	0	0	0	1	7	216	7	
2000	286	0	0	0	2	13	266	5	
1999	271	0	2	1	1	13	248	6	
1998	239	0	0	1	3	15	216	4	
1997	234	0	0	0	3	12	212	7	
1996	270	0	1	0	4	18	243	4	
1995	280	0	0	0	2	19	251	8	
1994	277	0	0	0	6	25	236	10	
1993	260	0	0	0	6	16	235	3	

Crime Index Offenses / Crime Rates Listed by Jurisdiction

Warren

Population 11,360									
County Bristol									
Year	Crime Index Total	Murder	Rape	Robbery	Aggravated Assault	Burglary	Larceny	Motor Vehicle Theft	Rate
2003	227	0	4	0	11	19	180	13	1,998
2002	336	0	2	1	13	35	277	8	2,958
2001	348	0	13	0	34	51	237	13	3,063
2000	273	0	10	0	18	38	199	8	2,403
1999	287	0	12	0	11	23	237	4	2,535
1998	305	0	9	1	22	29	233	11	2,694
1997	319	0	9	3	22	44	228	13	2,818
1996	388	0	7	3	14	56	296	12	3,427
1995	297	0	1	0	1	47	229	19	2,609
1994	369	0	0	0	0	41	305	23	3,354
1993	360	0	1	0	0	61	280	18	3,272

Warwick

Population 85,808									
County Kent									
Year	Crime Index Total	Murder	Rape	Robbery	Aggravated Assault	Burglary	Larceny	Motor Vehicle Theft	Rate
2003	2,687	0	36	27	66	341	2,038	179	3,131
2002	2,931	2	17	34	76	384	2,084	334	3,416
2001	3,050	2	24	33	75	447	2,167	302	3,554
2000	2,787	0	12	31	126	388	1,985	245	3,248
1999	2,770	0	16	20	126	355	2,026	227	3,228
1998	2,911	1	13	21	146	362	2,114	254	3,392
1997	3,140	2	14	25	163	437	2,209	290	3,659
1996	3,422	1	17	29	195	461	2,397	322	3,987
1995	3,770	1	12	23	206	527	2,654	347	4,413
1994	3,891	2	14	33	283	435	2,604	520	4,577
1993	3,960	3	17	35	308	517	2,444	636	4,658

Crime Index Offenses / Crime Rates Listed by Jurisdiction

West Greenwich

Population
5,085

County
Kent

Year	Crime Index Total	Murder	Rape	Robbery	Aggravated Assault	Burglary	Larceny	Motor Vehicle Theft	Rate
2003	126	0	0	0	5	21	92	8	2,478
2002	99	0	0	0	0	14	79	6	1,947
2001	68	0	0	0	0	11	56	1	1,337
2000	69	0	0	1	0	9	55	4	1,357
1999	75	0	0	0	1	21	52	1	1,893
1998	79	0	0	0	1	20	55	3	1,993
1997	90	0	0	0	2	20	66	2	2,271
1996	80	0	0	1	3	39	34	3	2,019
1995	108	0	0	0	21	22	63	2	3,093
1994	127	0	0	0	42	22	61	2	4,233
1993	103	0	0	0	18	14	68	3	3,433

West Warwick

Population
29,581

County
Kent

Year	Crime Index Total	Murder	Rape	Robbery	Aggravated Assault	Burglary	Larceny	Motor Vehicle Theft	Rate
2003	559	1	16	12	48	87	367	28	1,890
2002	726	1	9	10	49	148	495	14	2,454
2001	741	0	6	7	35	149	530	14	2,505
2000	697	0	9	18	42	93	495	40	2,356
1999	837	0	12	8	40	121	608	48	2,860
1998	956	0	12	13	192	122	563	54	3,267
1997	1,320	0	4	7	447	174	641	47	4,511
1996	1,281	1	3	7	424	170	616	60	4,378
1995	1,325	1	2	7	394	208	653	60	4,527
1994	1,155	0	5	8	250	162	659	71	3,982
1993	1,037	0	4	4	139	222	601	67	3,575

Crime Index Offenses / Crime Rates Listed by Jurisdiction

Westerly

Population
22,966

County
Washington

Year	Crime Index Total	Murder	Rape	Robbery	Aggravated Assault	Burglary	Larceny	Motor Vehicle Theft	Rate
2003	654	0	15	0	19	89	510	21	2,848
2002	365	1	2	2	5	58	278	19	1,589
2001	393	0	6	0	8	75	294	10	1,711
2000	378	1	5	1	10	103	253	5	1,646
1999	350	0	3	1	11	76	244	15	1,620
1998	296	0	1	3	11	68	203	10	1,370
1997	305	0	3	4	7	68	208	15	1,412
1996	367	0	2	1	2	81	266	15	1,699
1995	375	1	0	1	21	86	249	17	1,736
1994	376	0	0	2	4	102	245	23	1,709
1993	329	2	0	2	10	84	214	17	1,495

Woonsocket

Population
43,224

County
Providence

Year	Crime Index Total	Murder	Rape	Robbery	Aggravated Assault	Burglary	Larceny	Motor Vehicle Theft	Rate
2003	1,503	0	48	29	106	307	919	94	3,477
2002	1,551	2	51	48	106	327	894	123	3,588
2001	1,482	1	60	46	130	338	784	123	3,429
2000	1,218	3	33	23	95	298	645	121	2,818
1999	1,064	0	16	19	87	313	535	94	2,425
1998	1,056	3	20	27	104	256	527	119	2,407
1997	1,239	1	21	22	122	269	671	133	2,824
1996	1,196	1	5	42	99	248	698	103	2,726
1995	1,095	1	5	28	78	251	636	96	2,496
1994	1,128	3	13	16	116	288	567	125	2,563
1993	1,125	1	11	27	104	238	626	118	2,556

Full-Time Police Employee Data

Officer counts are inclusive of all sworn personnel that have full arrest powers, and carry a weapon.
Civilian counts are inclusive of all employees of the agency (dispatchers, clerks, meter attendants).

Barrington

	Sworn Male	Sworn Female	Civilian Male	Civilian Female	Total
2003	22	1	5	2	30
2002	23	1	3	2	29
2001	23	1	5	2	31
2000	23	1	4	2	30
1999	23	1	2	4	30
1998	24	0	3	4	31
1997	23	1	3	4	31
1996	23	1	1	2	27
1995	23	1	3	4	31
1994	24	0	2	3	29
1993	24	0	3	3	30

Bristol

	Sworn Male	Sworn Female	Civilian Male	Civilian Female	Total
2003	34	2	5	6	47
2002	35	2	5	5	47
2001	37	2	6	5	50
2000	36	2	5	5	48
1999	33	1	4	5	43
1998	33	1	4	5	43
1997	36	0	4	5	45
1996	35	0	6	5	46
1995	36	0	5	5	46
1994	33	0	5	3	41
1993	35	0	6	3	44

Full-Time Police Employee Data

Brown University

	Sworn Male	Sworn Female	Civilian Male	Civilian Female	Total
2003	26	4	22	13	65
2002	26	3	17	13	59
2001	21	3	17	13	54
2000	21	2	23	12	58
1999	21	3	24	13	61
1998	22	3	30	16	71
1997	20	3	23	15	61
1996	21	3	21	14	59
1995	19	2	26	16	63
1994	18	3	24	13	58
1993	17	2	23	13	55

Burrillville

	Sworn Male	Sworn Female	Civilian Male	Civilian Female	Total
2003	23	2	5	5	35
2002	23	2	4	4	33
2001	23	2	4	4	33
2000	21	2	3	3	29
1999	21	1	3	4	29
1998	22	1	3	4	30
1997	20	1	3	4	28
1996	20	1	2	4	27
1995	19	1	2	4	26
1994	20	1	2	4	27
1993	17	1	2	4	24

Central Falls

	Sworn Male	Sworn Female	Civilian Male	Civilian Female	Total
2003	35	2	1	8	46
2002	32	2	1	6	41
2001	35	2	1	9	47
2000	31	1	1	5	38
1999	36	0	3	2	41
1998	38	0	4	4	46
1997	40	0	0	1	41
1996	40	0	0	1	41
1995	40	0	0	1	41
1994	37	0	0	1	38
1993	37	0	1	1	39

Full-Time Police Employee Data**Charlestown**

	Sworn Male	Sworn Female	Civilian Male	Civilian Female	Total
2003	21	0	2	3	26
2002	20	0	2	3	25
2001	19	0	3	2	24
2000	20	0	3	2	25
1999	18	0	3	2	23
1998	17	0	5	0	22
1997	16	1	3	2	22
1996	16	1	2	3	22
1995	17	0	2	3	22
1994	17	0	2	3	22
1993	17	0	2	3	22

Coventry

	Sworn Male	Sworn Female	Civilian Male	Civilian Female	Total
2003	52	4	5	8	69
2002	50	4	6	7	67
2001	47	4	5	5	61
2000	49	3	6	7	65
1999	47	3	6	7	63
1998	47	3	5	7	62
1997	47	3	4	9	63
1996	47	3	4	9	63
1995	47	3	4	9	63
1994	47	3	4	9	63
1993	46	4	4	9	63

Cranston

	Sworn Male	Sworn Female	Civilian Male	Civilian Female	Total
2003	139	10	12	27	188
2002	128	10	12	21	171
2001	139	10	10	20	179
2000	139	10	12	23	184
1999	140	9	6	16	171
1998	137	8	12	22	179
1997	137	8	11	19	175
1996	137	8	12	19	176
1995	137	8	10	19	174
1994	137	8	21	11	177
1993	138	6	9	21	174

Full-Time Police Employee Data

Cumberland

	Sworn Male	Sworn Female	Civilian Male	Civilian Female	Total
2003	44	2	6	2	54
2002	45	2	6	2	55
2001	44	3	7	2	56
2000	44	7	3	2	56
1999	42	3	6	2	53
1998	42	3	7	2	54
1997	42	3	6	2	53
1996	41	3	6	1	51
1995	41	2	6	1	50
1994	41	2	6	1	50
1993	41	2	6	3	52

DEM

	Sworn Male	Sworn Female	Civilian Male	Civilian Female	Total
2003	27	5	5	3	40
2002	26	4	3	4	37
2001	33	4	4	4	45
2000	34	4	5	4	47
1999	34	3	5	4	46
1998	33	3	5	5	46
1997	33	4	5	4	46
1996	33	4	5	4	46
1995	34	4	5	5	48
1994	34	2	6	4	46
1993	36	3	3	3	45

East Greenwich

	Sworn Male	Sworn Female	Civilian Male	Civilian Female	Total
2003	30	1	4	5	40
2002	31	1	4	5	41
2001	29	1	4	4	38
2000	31	3	2	3	39
1999	30	3	4	1	38
1998	29	3	2	4	38
1997	29	4	2	3	38
1996	30	3	5	0	38
1995	29	3	1	3	36
1994	29	3	1	3	36
1993	30	4	0	2	36

Full-Time Police Employee Data

East Providence

	Sworn Male	Sworn Female	Civilian Male	Civilian Female	Total
2003	95	3	13	13	124
2002	89	3	11	9	112
2001	91	3	11	9	114
2000	93	3	13	9	118
1999	88	3	12	9	112
1998	88	4	12	10	114
1997	87	4	9	8	108
1996	82	3	11	8	104
1995	85	3	11	7	106
1994	91	4	11	9	115
1993	87	4	10	10	111

Foster

	Sworn Male	Sworn Female	Civilian Male	Civilian Female	Total
2003	7	0	1	4	12
2002	7	0	2	7	16
2001	7	0	1	8	16
2000	7	0	1	4	12
1999	7	0	0	5	12
1998	7	0	0	4	11
1997	7	0	0	4	11
1996	7	0	0	4	11
1995	6	0	0	4	10
1994	6	0	0	4	10
1993	6	0	0	4	10

Glocester

	Sworn Male	Sworn Female	Civilian Male	Civilian Female	Total
2003	13	1	5	0	19
2002	12	1	4	0	17
2001	12	1	4	0	17
2000	12	1	4	0	17
1999	9	0	4	0	13
1998	11	0	4	0	15
1997	11	0	4	0	15
1996	10	0	4	0	14
1995	10	0	4	0	14
1994	10	0	3	1	14
1993	9	0	3	1	13

Full-Time Police Employee Data

Hopkinton

	Sworn Male	Sworn Female	Civilian Male	Civilian Female	Total
2003	15	1	3	2	21
2002	15	1	3	2	21
2001	15	1	3	2	21
2000	12	0	3	2	17
1999	11	0	3	2	16
1998	12	0	3	2	17
1997	10	0	3	2	15
1996	9	0	3	2	14
1995	10	0	3	2	15
1994	10	0	3	2	15
1993	10	0	3	2	15

Jamestown

	Sworn Male	Sworn Female	Civilian Male	Civilian Female	Total
2003	11	2	4	0	17
2002	12	1	4	1	18
2001	13	1	4	1	19
2000	11	1	3	1	16
1999	11	1	3	1	16
1998	11	2	3	1	17
1997	11	2	3	1	17
1996	11	2	3	1	17
1995	13	1	3	1	18
1994	12	1	2	1	16
1993	13	0	2	1	16

Johnston

	Sworn Male	Sworn Female	Civilian Male	Civilian Female	Total
2003	71	4	3	14	92
2002	67	2	1	17	87
2001	67	2	3	14	86
2000	72	2	3	14	91
1999	64	1	2	13	80
1998	67	1	0	16	84
1997	73	2	5	14	94
1996	65	3	3	14	85
1995	64	3	4	13	84
1994	57	2	5	12	76
1993	58	2	7	10	77

Full-Time Police Employee Data

Lincoln

	Sworn Male	Sworn Female	Civilian Male	Civilian Female	Total
2003	31	3	5	3	42
2002	30	2	6	2	40
2001	29	1	5	3	38
2000	31	1	4	3	39
1999	30	1	3	2	36
1998	31	1	3	2	37
1997	31	2	3	2	38
1996	31	1	3	2	37
1995	32	1	5	2	40
1994	31	1	3	2	37
1993	31	1	3	2	37

Little Compton

	Sworn Male	Sworn Female	Civilian Male	Civilian Female	Total
2003	9	0	3	1	13
2002	10	0	3	1	14
2001	10	0	3	1	14
2000	9	0	2	1	12
1999	9	0	1	3	13
1998	8	0	1	3	12
1997	8	0	1	3	12
1996	8	0	1	3	12
1995	8	0	2	2	12
1994	8	0	1	3	12
1993	8	0	1	3	12

Middletown

	Sworn Male	Sworn Female	Civilian Male	Civilian Female	Total
2003	35	3	1	2	41
2002	35	3	2	2	42
2001	35	2	1	2	40
2000	36	2	2	2	42
1999	35	3	2	2	42
1998	35	3	2	1	41
1997	34	3	2	2	41
1996	34	3	2	2	41
1995	35	3	1	2	41
1994	35	3	1	2	41
1993	35	3	1	2	41

Full-Time Police Employee Data

Narragansett

	Sworn Male	Sworn Female	Civilian Male	Civilian Female	Total
2003	36	2	3	9	50
2002	37	1	1	10	49
2001	35	1	3	9	48
2000	33	1	2	10	46
1999	31	2	2	10	45
1998	32	2	1	7	42
1997	32	2	1	7	42
1996	32	2	1	6	41
1995	32	2	3	6	43
1994	32	2	3	6	43
1993	33	1	3	7	44

Narragansett Tribal

	Sworn Male	Sworn Female	Civilian Male	Civilian Female	Total
2003	6	0	0	1	7
2002	10	0	1	0	11
2001*					
2000*					
1999*					
1998*					
1997*					
1996*					
1995*					
1994*					
1993*					

New Shoreham

	Sworn Male	Sworn Female	Civilian Male	Civilian Female	Total
2003	4	0	1	4	9
2002	4	0	1	5	10
2001	4	0	0	5	9
2000	4	0	0	4	8
1999	4	0	0	0	4
1998	3	0	0	0	3
1997	3	0	1	4	8
1996	3	0	1	4	8
1995	3	0	0	2	5
1994	3	0	0	3	6
1993	3	0	0	4	7

*Not applicable

Full-Time Police Employee Data

Newport

	Sworn Male	Sworn Female	Civilian Male	Civilian Female	Total
2003	81	6	8	14	109
2002	78	6	8	15	107
2001	82	5	8	16	111
2000	77	6	8	14	105
1999	80	6	9	14	109
1998	81	4	8	14	107
1997	81	2	7	14	104
1996	87	2	8	14	111
1995	88	2	8	15	113
1994	88	3	8	14	113
1993	84	3	8	13	108

North Kingstown

	Sworn Male	Sworn Female	Civilian Male	Civilian Female	Total
2003	49	3	4	7	63
2002	50	3	5	8	66
2001	46	2	7	8	63
2000	47	1	7	7	62
1999	47	1	3	7	58
1998	46	1	5	7	59
1997	46	2	3	5	56
1996	47	2	3	5	57
1995	47	2	5	6	60
1994	47	2	3	5	57
1993	48	1	5	6	60

North Providence

	Sworn Male	Sworn Female	Civilian Male	Civilian Female	Total
2003	68	3	13	9	93
2002	67	4	12	10	93
2001	64	3	16	8	91
2000	67	3	12	10	92
1999	65	4	13	9	91
1998	63	4	14	9	90
1997	65	5	14	10	94
1996	66	5	15	10	96
1995	63	5	13	10	91
1994	60	3	12	8	83
1993	51	2	11	7	71

Full-Time Police Employee Data

North Smithfield

	Sworn Male	Sworn Female	Civilian Male	Civilian Female	Total
2003	20	2	2	2	26
2002	19	2	2	2	25
2001	18	2	1	3	24
2000	19	2	1	3	25
1999	18	2	2	2	24
1998	18	2	2	2	24
1997	17	2	1	3	23
1996	14	2	1	3	20
1995	17	2	2	3	24
1994	16	2	2	3	23
1993	17	2	2	3	24

Pawtucket

	Sworn Male	Sworn Female	Civilian Male	Civilian Female	Total
2003	143	10	10	22	185
2002	140	8	9	22	179
2001	134	8	5	24	171
2000	145	7	31	27	210
1999	141	7	7	52	207
1998	133	6	16	22	177
1997	142	6	7	22	177
1996	142	6	6	21	175
1995	142	6	14	11	173
1994	141	4	12	18	175
1993	146	4	11	17	178

Portsmouth

	Sworn Male	Sworn Female	Civilian Male	Civilian Female	Total
2003	29	3	0	2	34
2002	28	3	0	2	33
2001	29	3	0	2	34
2000	29	3	0	2	34
1999	25	3	0	2	30
1998	26	3	0	1	30
1997	26	1	0	2	29
1996	26	1	0	2	29
1995	26	1	0	2	29
1994	27	0	0	2	29
1993	27	0	3	0	30

Full-Time Police Employee Data

Providence

	Sworn Male	Sworn Female	Civilian Male	Civilian Female	Total
2003	430	33	24	57	544
2002	449	34	34	63	580
2001	426	30	30	58	544
2000	428	33	31	70	562
1999	434	30	30	55	549
1998	432	33	25	60	550
1997	435	33	15	23	506
1996	408	27	19	47	501
1995	394	28	21	49	492
1994	422	28	21	44	515
1993	384	26	5	35	450

Richmond

	Sworn Male	Sworn Female	Civilian Male	Civilian Female	Total
2003	11	0	1	3	15
2002	10	0	1	3	14
2001	8	1	2	3	14
2000	7	1	2	3	13
1999	7	1	3	2	13
1998	7	1	3	2	13
1997	6	1	3	2	12
1996	6	0	1	2	9
1995	6	0	1	1	8
1994	5	0	1	0	6
1993	5	0	5	0	10

Scituate

	Sworn Male	Sworn Female	Civilian Male	Civilian Female	Total
2003	18	0	4	4	26
2002	18	0	4	2	24
2001	17	0	4	2	23
2000	16	0	3	3	22
1999	16	1	3	3	23
1998	15	1	3	3	22
1997	15	2	4	2	23
1996	14	1	3	2	20
1995	14	1	3	3	21
1994	14	1	4	2	21
1993	15	0	4	2	21

Full-Time Police Employee Data

Smithfield

	Sworn Male	Sworn Female	Civilian Male	Civilian Female	Total
2003	38	2	5	8	53
2002	35	1	5	7	48
2001	37	1	6	6	50
2000	38	1	5	6	50
1999	35	1	4	6	46
1998	37	1	5	5	48
1997	34	0	4	5	43
1996	34	0	4	5	43
1995	36	0	5	4	45
1994	36	0	4	5	45
1993	36	0	5	3	44

South Kingstown

	Sworn Male	Sworn Female	Civilian Male	Civilian Female	Total
2003	48	7	9	9	73
2002	46	6	9	9	70
2001	43	4	9	9	65
2000	42	2	9	9	62
1999	41	2	9	9	61
1998	42	2	3	6	53
1997	42	2	7	7	58
1996	42	2	7	7	58
1995	42	2	7	7	58
1994	41	2	7	7	57
1993	41	2	8	6	57

SP Headquarters

	Sworn Male	Sworn Female	Civilian Male	Civilian Female	Total
2003	183	18	26	17	244
2002	192	19	27	19	257
2001	198	19	28	18	263
2000	200	19	26	19	264
1999	180	17	26	19	242
1998	189	17	25	19	250
1997	168	13	25	17	223
1996	179	14	25	16	234
1995	188	13	31	12	244
1994	193	14	25	17	249
1993	167	13	25	18	223

Full-Time Police Employee Data

Tiverton

	Sworn Male	Sworn Female	Civilian Male	Civilian Female	Total
2003	25	1	5	3	34
2002	25	1	6	3	35
2001	25	1	6	3	35
2000	25	1	6	3	35
1999	23	1	6	3	33
1998	23	1	6	3	33
1997	23	1	6	3	33
1996	22	1	4	3	30
1995	22	1	6	3	32
1994	22	0	6	2	30
1993	21	0	6	3	30

URI

	Sworn Male	Sworn Female	Civilian Male	Civilian Female	Total
2003	15	3	10	3	31
2002	15	3	9	5	32
2001	14	3	9	8	34
2000	16	3	11	7	37
1999	16	3	24	13	56
1998	13	3	5	7	28
1997	12	3	4	8	27
1996	13	3	4	6	26
1995	12	4	3	8	27
1994	13	4	8	5	30
1993	15	5	5	6	31

Warren

	Sworn Male	Sworn Female	Civilian Male	Civilian Female	Total
2003	21	1	4	1	27
2002	21	1	4	2	28
2001	20	1	4	2	27
2000	20	1	4	2	27
1999	22	0	4	2	28
1998	21	0	4	2	27
1997	20	0	4	2	26
1996	21	0	4	2	27
1995	21	0	3	3	27
1994	21	0	3	3	27
1993	21	0	4	2	27

Full-Time Police Employee Data

Warwick

	Sworn Male	Sworn Female	Civilian Male	Civilian Female	Total
2003	163	17	21	27	228
2002	157	17	24	32	230
2001	147	17	22	26	212
2000	156	14	18	35	223
1999	158	14	18	35	225
1998	161	11	19	30	221
1997	160	11	18	30	219
1996	154	11	19	31	215
1995	155	10	21	31	217
1994	157	10	24	31	222
1993	159	8	24	31	222

West Greenwich

	Sworn Male	Sworn Female	Civilian Male	Civilian Female	Total
2003	11	0	4	2	17
2002	10	0	4	2	16
2001	9	0	3	3	15
2000	9	0	2	3	14
1999	8	0	2	3	13
1998	8	0	2	3	13
1997	9	0	5	3	17
1996	7	0	2	3	12
1995	7	0	2	3	12
1994	7	0	2	3	12
1993	7	0	2	3	12

West Warwick

	Sworn Male	Sworn Female	Civilian Male	Civilian Female	Total
2003	54	3	6	6	69
2002	54	3	3	8	68
2001	54	3	5	7	69
2000	54	3	5	7	69
1999	54	3	6	7	70
1998	57	3	3	3	66
1997	60	3	3	3	69
1996	59	3	3	3	68
1995	58	3	3	3	67
1994	53	3	3	3	62
1993	52	3	3	3	61

Full-Time Police Employee Data

Westerly

	Sworn Male	Sworn Female	Civilian Male	Civilian Female	Total
2003	47	1	8	4	60
2002	46	1	7	3	57
2001	45	1	9	3	58
2000	41	1	6	3	51
1999	40	2	8	2	52
1998	36	2	8	3	49
1997	37	2	6	3	48
1996	36	2	7	3	48
1995	36	2	6	3	47
1994	36	2	5	3	46
1993	35	2	7	3	47

Woonsocket

	Sworn Male	Sworn Female	Civilian Male	Civilian Female	Total
2003	97	4	13	8	122
2002	97	4	11	6	118
2001	96	4	11	8	119
2000	96	3	14	5	118
1999	98	3	13	7	121
1998	98	3	13	4	118
1997	94	3	14	2	113
1996	95	3	7	1	106
1995	96	3	6	1	106
1994	99	3	8	1	111
1993	102	3	7	1	113

Arrest Data - 18 years of age and over

Statewide Summary

	Total	White	Black	Am. Indian or Alaskan Native	Asian or Pacific Islander
Murder and Nonnegligent Manslaughter	12	9	3	0	0
Manslaughter by Negligence	3	3	0	0	0
Forcible Rape	82	69	11	0	2
Robbery	235	146	84	0	5
Aggravated Assault	706	552	144	1	9
Burglary-Breaking or Entering	501	399	101	0	1
Larceny-Theft (Except Motor Vehicle Theft)	2,256	1,827	391	4	34
Motor Vehicle Theft	150	104	44	1	1
Other Assaults (Return A-5e)	4,883	3,889	904	21	69
Arson	23	22	1	0	0
Forgery and Counterfeiting	190	144	41	0	5
Fraud	1,202	1,079	113	7	3
Embezzlement	150	125	21	0	4
Stolen Property: Buying, Receiving, Possessing	377	280	93	0	4
Vandalism	983	834	137	1	11
Weapons: Carrying, Possessing, etc.	376	257	111	2	6
Prostitution and Commercialized Vice	274	207	59	0	8
Sex Offenses (Except Forcible Rape/Prostitution)	102	87	14	1	0
Sale/Manufacturing: Opium or Cocaine	645	401	240	0	4
Sale/Manufacturing: Marijuana	418	320	94	1	3
Sale/Manufacturing: Synthetic Narcotics	5	4	1	0	0
Sale/Manufacturing: Other Dang Non-Narcotic	52	51	1	0	0
Possession: Opium or Cocaine	1,018	783	226	2	7
Possession: Marijuana	1,721	1,419	281	4	17
Possession: Synthetic Narcotics	12	10	2	0	0
Possession: Other Dang Non-Narcotic Drugs	71	62	8	1	0
Gambling: Bookmaking	3	3	0	0	0
Gambling: Numbers/Lottery	21	17	1	0	3
Gambling: Other	1	1	0	0	0
Offenses Against Family and Children	85	79	6	0	0
Driving Under the Influence	2,003	1,914	72	5	12
Liquor Laws	877	790	73	1	13
Drunkenness	68	64	3	0	1
Disorderly Conduct	2,444	2,041	376	3	24
Vagrancy	36	24	11	1	0
All Other Offenses (Except Traffic)	14,27	10,84	3,230	43	152
Suspicion	33	28	5	0	0
Curfew and Loitering Law Violations	43	29	13	0	1
Grand Total	36,331	28,918	6,915	99	399

Arrest Data - 18 years of age and over

Listed by Jurisdiction

	Total	White	Black	Am. Indian or Alaskan Native	Asian or Pacific Islander
BARRINGTON					
Forcible Rape	2	2	0	0	0
Robbery	2	2	0	0	0
Aggravated Assault	1	1	0	0	0
Burglary-Breaking or Entering	6	6	0	0	0
Larceny-Theft (Except Motor Vehicle Theft)	11	10	1	0	0
Motor Vehicle Theft	1	1	0	0	0
Other Assaults (Return A-5e)	32	31	1	0	0
Forgery and Counterfeiting	2	2	0	0	0
Fraud	4	4	0	0	0
Embezzlement	2	2	0	0	0
Vandalism	3	3	0	0	0
Weapons: Carrying, Possessing, etc.	1	1	0	0	0
Sale/Manufacturing: Marijuana	5	5	0	0	0
Possession: Marijuana	12	12	0	0	0
Offenses Against Family and Children	1	1	0	0	0
Driving Under the Influence	14	14	0	0	0
Liquor Laws	7	7	0	0	0
Disorderly Conduct	10	10	0	0	0
Vagrancy	14	12	2	0	0
All Other Offenses (Except Traffic)	55	50	5	0	0
TOTAL ARRESTS FOR BARRINGTON	185	176	9	0	0
BRISTOL					
Forcible Rape	1	1	0	0	0
Robbery	4	4	0	0	0
Aggravated Assault	9	9	0	0	0
Burglary-Breaking or Entering	2	2	0	0	0
Larceny-Theft (Except Motor Vehicle Theft)	14	14	0	0	0
Motor Vehicle Theft	2	2	0	0	0
Other Assaults (Return A-5e)	54	53	1	0	0
Forgery and Counterfeiting	1	1	0	0	0
Fraud	2	2	0	0	0
Embezzlement	1	1	0	0	0
Stolen Property: Buying, Receiving, Possessing	1	1	0	0	0
Vandalism	26	26	0	0	0
Weapons: Carrying, Possessing, etc.	2	2	0	0	0

Uniform Crime Report 2003

Arrest Data - 18 years of age and over Listed by Jurisdiction					
	Total	White	Black	Am. Indian or Alaskan Native	Asian or Pacific Islander
Sale/Manufacturing: Opium or Cocaine	3	3	0	0	0
Sale/Manufacturing: Marijuana	6	6	0	0	0
Sale/Manufacturing: Other Dang Non-Narcotic	2	2	0	0	0
Possession: Opium or Cocaine	7	7	0	0	0
Possession: Marijuana	59	55	2	0	2
Offenses Against Family and Children	1	1	0	0	0
Driving Under the Influence	75	73	1	1	0
Liquor Laws	30	30	0	0	0
Disorderly Conduct	48	47	0	0	1
All Other Offenses (Except Traffic)	166	155	11	0	0
TOTAL ARRESTS FOR BRISTOL	516	497	15	1	3
BROWN UNIVERSITY					
Robbery	1	1	0	0	0
Aggravated Assault	3	0	3	0	0
Larceny-Theft (Except Motor Vehicle Theft)	4	2	2	0	0
Other Assaults (Return A-5e)	6	5	0	0	1
Vandalism	3	3	0	0	0
Possession: Marijuana	16	16	0	0	0
Drunkenness	2	1	1	0	0
Disorderly Conduct	18	16	2	0	0
Vagrancy	1	1	0	0	0
All Other Offenses (Except Traffic)	12	12	0	0	0
Suspicion	15	12	3	0	0
TOTAL ARRESTS FOR BROWN UNIVERSITY	81	69	11	0	1
BURRILLVILLE					
Forcible Rape	1	1	0	0	0
Robbery	1	1	0	0	0
Aggravated Assault	7	7	0	0	0
Burglary-Breaking or Entering	3	3	0	0	0
Larceny-Theft (Except Motor Vehicle Theft)	5	5	0	0	0
Motor Vehicle Theft	1	1	0	0	0
Other Assaults (Return A-5e)	84	84	0	0	0
Arson	1	1	0	0	0
Fraud	1	1	0	0	0
Stolen Property: Buying, Receiving, Possessing	4	4	0	0	0

Uniform Crime Report 2003

Arrest Data - 18 years of age and over Listed by Jurisdiction					
	Total	White	Black	Am. Indian or Alaskan Native	Asian or Pacific Islander
Vandalism	20	19	0	1	0
Weapons: Carrying, Possessing, etc.	4	4	0	0	0
Sex Offenses (Except Forcible Rape/Prostitution)	3	2	1	0	0
Sale/Manufacturing: Opium or Cocaine	1	1	0	0	0
Sale/Manufacturing: Marijuana	6	6	0	0	0
Possession: Marijuana	22	22	0	0	0
Offenses Against Family and Children	2	2	0	0	0
Driving Under the Influence	27	27	0	0	0
Liquor Laws	8	8	0	0	0
Disorderly Conduct	36	35	1	0	0
All Other Offenses (Except Traffic)	105	105	0	0	0
TOTAL ARRESTS FOR BURRILLVILLE	342	339	2	1	0
CENTRAL FALLS					
Forcible Rape	5	5	0	0	0
Robbery	7	6	1	0	0
Aggravated Assault	36	34	2	0	0
Burglary-Breaking or Entering	21	17	4	0	0
Larceny-Theft (Except Motor Vehicle Theft)	16	14	2	0	0
Motor Vehicle Theft	3	3	0	0	0
Other Assaults (Return A-5e)	137	116	20	0	1
Arson	1	1	0	0	0
Forgery and Counterfeiting	3	3	0	0	0
Fraud	14	10	4	0	0
Stolen Property: Buying, Receiving, Possessing	16	12	4	0	0
Vandalism	26	19	7	0	0
Weapons: Carrying, Possessing, etc.	10	5	5	0	0
Prostitution and Commercialized Vice	26	23	3	0	0
Sex Offenses (Except Forcible Rape/Prostitution)	7	7	0	0	0
Sale/Manufacturing: Opium or Cocaine	26	22	4	0	0
Sale/Manufacturing: Marijuana	4	4	0	0	0
Sale/Manufacturing: Other Dang Non-Narcotic	1	1	0	0	0
Possession: Opium or Cocaine	34	29	5	0	0
Possession: Marijuana	36	25	10	1	0
Possession: Synthetic Narcotics	1	1	0	0	0
Possession: Other Dang Non-Narcotic Drugs	2	2	0	0	0

Uniform Crime Report 2003

Arrest Data - 18 years of age and over Listed by Jurisdiction					
	Total	White	Black	Am. Indian or Alaskan Native	Asian or Pacific Islander
Offenses Against Family and Children	1	1	0	0	0
Driving Under the Influence	13	11	2	0	0
Liquor Laws	8	8	0	0	0
Disorderly Conduct	69	58	10	0	1
All Other Offenses (Except Traffic)	583	486	94	3	0
TOTAL ARRESTS FOR CENTRAL FALLS	1,106	923	177	4	2
CHARLESTOWN					
Robbery	1	1	0	0	0
Aggravated Assault	1	1	0	0	0
Burglary-Breaking or Entering	5	5	0	0	0
Larceny-Theft (Except Motor Vehicle Theft)	5	5	0	0	0
Other Assaults (Return A-5e)	32	29	1	2	0
Fraud	41	41	0	0	0
Embezzlement	2	2	0	0	0
Stolen Property: Buying, Receiving, Possessing	1	1	0	0	0
Vandalism	5	4	1	0	0
Weapons: Carrying, Possessing, etc.	1	1	0	0	0
Sale/Manufacturing: Marijuana	2	2	0	0	0
Possession: Opium or Cocaine	1	1	0	0	0
Possession: Marijuana	8	8	0	0	0
Gambling: Numbers/Lottery	2	2	0	0	0
Offenses Against Family and Children	1	1	0	0	0
Driving Under the Influence	21	20	1	0	0
Liquor Laws	6	5	0	0	1
Disorderly Conduct	18	16	2	0	0
All Other Offenses (Except Traffic)	99	91	6	2	0
TOTAL ARRESTS FOR CHARLESTOWN	252	236	11	4	1
COVENTRY					
Forcible Rape	1	1	0	0	0
Robbery	2	2	0	0	0
Aggravated Assault	15	13	0	0	2
Burglary-Breaking or Entering	15	15	0	0	0
Larceny-Theft (Except Motor Vehicle Theft)	56	53	3	0	0
Motor Vehicle Theft	1	1	0	0	0
Other Assaults (Return A-5e)	124	117	3	2	2

Uniform Crime Report 2003

Arrest Data - 18 years of age and over Listed by Jurisdiction					
	Total	White	Black	Am. Indian or Alaskan Native	Asian or Pacific Islander
Forgery and Counterfeiting	22	19	3	0	0
Fraud	254	238	14	2	0
Embezzlement	3	3	0	0	0
Stolen Property: Buying, Receiving, Possessing	14	12	2	0	0
Vandalism	32	31	1	0	0
Weapons: Carrying, Possessing, etc.	4	4	0	0	0
Sex Offenses (Except Forcible Rape/Prostitution)	1	1	0	0	0
Sale/Manufacturing: Opium or Cocaine	2	2	0	0	0
Sale/Manufacturing: Marijuana	7	7	0	0	0
Possession: Opium or Cocaine	7	7	0	0	0
Possession: Marijuana	44	42	2	0	0
Offenses Against Family and Children	1	1	0	0	0
Driving Under the Influence	54	52	2	0	0
Liquor Laws	11	11	0	0	0
Disorderly Conduct	57	56	1	0	0
All Other Offenses (Except Traffic)	107	103	3	1	0
TOTAL ARRESTS FOR COVENTRY	834	791	34	5	4
CRANSTON					
Forcible Rape	11	10	1	0	0
Robbery	12	8	4	0	0
Aggravated Assault	44	36	8	0	0
Burglary-Breaking or Entering	24	20	4	0	0
Larceny-Theft (Except Motor Vehicle Theft)	236	186	44	0	6
Motor Vehicle Theft	6	6	0	0	0
Other Assaults (Return A-5e)	267	217	37	0	13
Arson	2	2	0	0	0
Forgery and Counterfeiting	24	16	8	0	0
Fraud	87	68	19	0	0
Embezzlement	18	14	2	0	2
Stolen Property: Buying, Receiving, Possessing	35	32	3	0	0
Vandalism	48	40	5	0	3
Weapons: Carrying, Possessing, etc.	21	19	2	0	0
Sale/Manufacturing: Opium or Cocaine	34	28	6	0	0
Sale/Manufacturing: Marijuana	12	9	3	0	0
Sale/Manufacturing: Other Dang Non-Narcotic	1	1	0	0	0

Uniform Crime Report 2003

Arrest Data - 18 years of age and over Listed by Jurisdiction			Am. Indian or Alaskan Native	Asian or Pacific Islander
	Total	White	Black	
Possession: Opium or Cocaine	7	6	1	0
Possession: Marijuana	46	35	10	0
Possession: Other Dang Non-Narcotic Drugs	4	3	1	0
Offenses Against Family and Children	25	21	4	0
Driving Under the Influence	64	61	3	0
Liquor Laws	2	2	0	0
Disorderly Conduct	174	148	21	0
All Other Offenses (Except Traffic)	452	350	95	1
Suspicion	13	13	0	0
TOTAL ARRESTS FOR CRANSTON	1,669	1,351	281	1
CUMBERLAND				
Forcible Rape	3	3	0	0
Robbery	5	2	3	0
Aggravated Assault	6	5	1	0
Burglary-Breaking or Entering	8	7	1	0
Larceny-Theft (Except Motor Vehicle Theft)	68	61	6	0
Motor Vehicle Theft	1	1	0	0
Other Assaults (Return A-5e)	89	84	5	0
Forgery and Counterfeiting	4	4	0	0
Fraud	22	20	2	0
Embezzlement	6	6	0	0
Stolen Property: Buying, Receiving, Possessing	3	1	0	0
Vandalism	21	21	0	0
Weapons: Carrying, Possessing, etc.	5	5	0	0
Sex Offenses (Except Forcible Rape/Prostitution)	2	1	1	0
Sale/Manufacturing: Opium or Cocaine	1	0	1	0
Sale/Manufacturing: Marijuana	2	2	0	0
Sale/Manufacturing: Other Dang Non-Narcotic	2	2	0	0
Possession: Opium or Cocaine	4	2	2	0
Possession: Marijuana	40	37	3	0
Possession: Other Dang Non-Narcotic Drugs	1	1	0	0
Offenses Against Family and Children	1	1	0	0
Driving Under the Influence	36	36	0	0
Liquor Laws	21	17	4	0
Disorderly Conduct	28	26	1	1

Uniform Crime Report 2003

Arrest Data - 18 years of age and over Listed by Jurisdiction		Am. Indian or Alaskan Native				Asian or Pacific Islander
	Total	White	Black			
All Other Offenses (Except Traffic)	215	188	25	0		2
TOTAL ARRESTS FOR CUMBERLAND	594	533	55	1		5
DEM						
Aggravated Assault	1	1	0	0		0
Larceny-Theft (Except Motor Vehicle Theft)	4	4	0	0		0
Other Assaults (Return A-5e)	4	3	1	0		0
Fraud	2	2	0	0		0
Stolen Property: Buying, Receiving, Possessing	1	1	0	0		0
Vandalism	1	1	0	0		0
Weapons: Carrying, Possessing, etc.	2	2	0	0		0
Sex Offenses (Except Forcible Rape/Prostitution)	1	0	1	0		0
Possession: Marijuana	3	3	0	0		0
Driving Under the Influence	2	2	0	0		0
Liquor Laws	3	3	0	0		0
Disorderly Conduct	1	1	0	0		0
All Other Offenses (Except Traffic)	251	228	12	0		11
TOTAL ARRESTS FOR DEM	276	251	14	0		11
EAST GREENWICH						
Forcible Rape	1	1	0	0		0
Aggravated Assault	2	2	0	0		0
Burglary-Breaking or Entering	1	1	0	0		0
Larceny-Theft (Except Motor Vehicle Theft)	10	10	0	0		0
Motor Vehicle Theft	1	1	0	0		0
Other Assaults (Return A-5e)	26	25	1	0		0
Fraud	2	2	0	0		0
Vandalism	3	3	0	0		0
Prostitution and Commercialized Vice	4	4	0	0		0
Sale/Manufacturing: Marijuana	1	1	0	0		0
Possession: Opium or Cocaine	4	4	0	0		0
Possession: Marijuana	12	12	0	0		0
Offenses Against Family and Children	1	1	0	0		0
Driving Under the Influence	13	13	0	0		0
Liquor Laws	8	8	0	0		0
Drunkenness	1	1	0	0		0
Disorderly Conduct	19	17	2	0		0

Uniform Crime Report 2003

Arrest Data - 18 years of age and over Listed by Jurisdiction					
	Total	White	Black	Am. Indian or Alaskan Native	Asian or Pacific Islander
All Other Offenses (Except Traffic)	190	163	19	0	8
TOTAL ARRESTS FOR EAST GREENWICH	299	269	22	0	8
EAST PROVIDENCE					
Forcible Rape	3	2	1	0	0
Robbery	13	13	0	0	0
Aggravated Assault	26	16	10	0	0
Burglary-Breaking or Entering	11	8	3	0	0
Larceny-Theft (Except Motor Vehicle Theft)	68	49	18	0	1
Motor Vehicle Theft	5	3	2	0	0
Other Assaults (Return A-5e)	178	130	47	0	1
Forgery and Counterfeiting	9	7	2	0	0
Fraud	17	15	1	0	1
Embezzlement	3	1	2	0	0
Stolen Property: Buying, Receiving, Possessing	40	23	17	0	0
Vandalism	28	23	4	0	1
Weapons: Carrying, Possessing, etc.	29	17	11	0	1
Prostitution and Commercialized Vice	1	0	1	0	0
Sex Offenses (Except Forcible Rape/Prostitution)	4	2	2	0	0
Sale/Manufacturing: Opium or Cocaine	40	29	11	0	0
Sale/Manufacturing: Marijuana	61	40	20	0	1
Sale/Manufacturing: Other Dang Non-Narcotic	13	13	0	0	0
Possession: Opium or Cocaine	73	57	16	0	0
Possession: Marijuana	99	71	27	0	1
Possession: Other Dang Non-Narcotic Drugs	9	9	0	0	0
Gambling: Numbers/Lottery	1	1	0	0	0
Offenses Against Family and Children	3	3	0	0	0
Driving Under the Influence	38	36	2	0	0
Liquor Laws	8	7	1	0	0
Disorderly Conduct	20	13	7	0	0
Vagrancy	14	8	6	0	0
All Other Offenses (Except Traffic)	833	546	275	2	10
TOTAL ARRESTS FOR EAST PROVIDENCE	1,647	1,142	486	2	17
FOSTER					
Aggravated Assault	2	2	0	0	0
Burglary-Breaking or Entering	2	2	0	0	0

Uniform Crime Report 2003

Arrest Data - 18 years of age and over Listed by Jurisdiction					
	Total	White	Black	Am. Indian or Alaskan Native	Asian or Pacific Islander
Larceny-Theft (Except Motor Vehicle Theft)	1	1	0	0	0
Other Assaults (Return A-5e)	6	6	0	0	0
Fraud	2	2	0	0	0
Stolen Property: Buying, Receiving, Possessing	2	2	0	0	0
Vandalism	2	2	0	0	0
Possession: Opium or Cocaine	3	3	0	0	0
Possession: Marijuana	8	8	0	0	0
Driving Under the Influence	4	4	0	0	0
Liquor Laws	4	4	0	0	0
Disorderly Conduct	1	1	0	0	0
All Other Offenses (Except Traffic)	23	21	2	0	0
TOTAL ARRESTS FOR FOSTER	60	58	2	0	0
GLOCESTER					
Aggravated Assault	4	4	0	0	0
Burglary-Breaking or Entering	5	5	0	0	0
Larceny-Theft (Except Motor Vehicle Theft)	2	2	0	0	0
Motor Vehicle Theft	1	1	0	0	0
Other Assaults (Return A-5e)	27	27	0	0	0
Fraud	7	7	0	0	0
Embezzlement	1	1	0	0	0
Vandalism	9	9	0	0	0
Weapons: Carrying, Possessing, etc.	3	3	0	0	0
Sale/Manufacturing: Marijuana	1	1	0	0	0
Sale/Manufacturing: Other Dang Non-Narcotic	1	1	0	0	0
Possession: Opium or Cocaine	1	1	0	0	0
Possession: Marijuana	12	11	1	0	0
Offenses Against Family and Children	1	1	0	0	0
Driving Under the Influence	40	40	0	0	0
Liquor Laws	10	10	0	0	0
Disorderly Conduct	12	12	0	0	0
All Other Offenses (Except Traffic)	95	91	2	1	1
TOTAL ARRESTS FOR GLOCESTER	232	227	3	1	1
HOPKINTON					
Forcible Rape	2	2	0	0	0
Robbery	1	1	0	0	0

Uniform Crime Report 2003

Arrest Data - 18 years of age and over Listed by Jurisdiction					
	Total	White	Black	Am. Indian or Alaskan Native	Asian or Pacific Islander
Aggravated Assault	2	2	0	0	0
Burglary-Breaking or Entering	1	1	0	0	0
Larceny-Theft (Except Motor Vehicle Theft)	4	4	0	0	0
Motor Vehicle Theft	1	1	0	0	0
Other Assaults (Return A-5e)	29	28	1	0	0
Arson	1	1	0	0	0
Forgery and Counterfeiting	4	4	0	0	0
Fraud	13	12	1	0	0
Stolen Property: Buying, Receiving, Possessing	1	1	0	0	0
Vandalism	8	8	0	0	0
Weapons: Carrying, Possessing, etc.	3	3	0	0	0
Sale/Manufacturing: Marijuana	10	9	1	0	0
Possession: Opium or Cocaine	2	2	0	0	0
Possession: Marijuana	28	28	0	0	0
Gambling: Numbers/Lottery	3	3	0	0	0
Offenses Against Family and Children	3	3	0	0	0
Driving Under the Influence	37	36	1	0	0
Liquor Laws	3	3	0	0	0
Disorderly Conduct	26	26	0	0	0
All Other Offenses (Except Traffic)	91	85	3	2	1
TOTAL ARRESTS FOR HOPKINTON	273	263	7	2	1
JAMESTOWN					
Aggravated Assault	1	1	0	0	0
Larceny-Theft (Except Motor Vehicle Theft)	4	4	0	0	0
Other Assaults (Return A-5e)	16	16	0	0	0
Fraud	1	1	0	0	0
Vandalism	1	1	0	0	0
Sale/Manufacturing: Marijuana	2	2	0	0	0
Possession: Marijuana	2	2	0	0	0
Driving Under the Influence	10	10	0	0	0
Liquor Laws	1	1	0	0	0
Disorderly Conduct	5	5	0	0	0
All Other Offenses (Except Traffic)	21	20	1	0	0
TOTAL ARRESTS FOR JAMESTOWN	64	63	1	0	0

Uniform Crime Report 2003

Arrest Data - 18 years of age and over Listed by Jurisdiction					
	Total	White	Black	Am. Indian or Alaskan Native	Asian or Pacific Islander
JOHNSTON					
Forcible Rape	1	1	0	0	0
Robbery	7	7	0	0	0
Aggravated Assault	25	23	2	0	0
Burglary-Breaking or Entering	12	9	3	0	0
Larceny-Theft (Except Motor Vehicle Theft)	84	78	5	0	1
Motor Vehicle Theft	3	3	0	0	0
Other Assaults (Return A-5e)	115	103	10	0	2
Arson	1	1	0	0	0
Forgery and Counterfeiting	3	3	0	0	0
Fraud	29	22	7	0	0
Embezzlement	2	1	1	0	0
Stolen Property: Buying, Receiving, Possessing	27	22	4	0	1
Vandalism	27	25	2	0	0
Weapons: Carrying, Possessing, etc.	10	7	1	1	1
Sex Offenses (Except Forcible Rape/Prostitution)	3	3	0	0	0
Sale/Manufacturing: Opium or Cocaine	1	1	0	0	0
Sale/Manufacturing: Marijuana	3	2	1	0	0
Sale/Manufacturing: Other Dang Non-Narcotic	2	2	0	0	0
Possession: Opium or Cocaine	15	14	1	0	0
Possession: Marijuana	15	15	0	0	0
Possession: Other Dang Non-Narcotic Drugs	3	3	0	0	0
Driving Under the Influence	22	22	0	0	0
Liquor Laws	2	2	0	0	0
Disorderly Conduct	47	44	3	0	0
All Other Offenses (Except Traffic)	139	129	10	0	0
TOTAL ARRESTS FOR JOHNSTON	598	542	50	1	5
LINCOLN					
Burglary-Breaking or Entering	8	8	0	0	0
Larceny-Theft (Except Motor Vehicle Theft)	35	26	7	0	2
Motor Vehicle Theft	2	2	0	0	0
Other Assaults (Return A-5e)	58	54	4	0	0
Fraud	8	6	2	0	0
Embezzlement	2	2	0	0	0
Stolen Property: Buying, Receiving, Possessing	5	3	2	0	0
Vandalism	10	10	0	0	0

Uniform Crime Report 2003

Arrest Data - 18 years of age and over Listed by Jurisdiction					
	Total	White	Black	Am. Indian or Alaskan Native	Asian or Pacific Islander
Weapons: Carrying, Possessing, etc.	2	2	0	0	0
Sex Offenses (Except Forcible Rape/Prostitution)	5	4	1	0	0
Possession: Opium or Cocaine	4	4	0	0	0
Possession: Marijuana	24	22	2	0	0
Driving Under the Influence	22	20	2	0	0
Liquor Laws	2	2	0	0	0
Disorderly Conduct	19	17	2	0	0
All Other Offenses (Except Traffic)	321	268	51	0	2
TOTAL ARRESTS FOR LINCOLN	527	450	73	0	4
LITTLE COMPTON					
Forcible Rape	1	1	0	0	0
Aggravated Assault	3	3	0	0	0
Larceny-Theft (Except Motor Vehicle Theft)	1	1	0	0	0
Other Assaults (Return A-5e)	9	9	0	0	0
Fraud	3	3	0	0	0
Vandalism	2	2	0	0	0
Weapons: Carrying, Possessing, etc.	1	1	0	0	0
Sale/Manufacturing: Marijuana	1	1	0	0	0
Possession: Marijuana	17	17	0	0	0
Driving Under the Influence	15	15	0	0	0
Liquor Laws	4	4	0	0	0
Disorderly Conduct	1	1	0	0	0
All Other Offenses (Except Traffic)	61	60	1	0	0
TOTAL ARRESTS FOR LITTLE COMPTON	119	118	1	0	0
MIDDLETOWN					
Robbery	3	0	2	0	1
Aggravated Assault	9	6	3	0	0
Burglary-Breaking or Entering	5	3	2	0	0
Larceny-Theft (Except Motor Vehicle Theft)	23	21	2	0	0
Other Assaults (Return A-5e)	75	57	15	1	2
Forgery and Counterfeiting	1	1	0	0	0
Fraud	65	59	5	0	1
Embezzlement	5	4	1	0	0
Vandalism	10	8	2	0	0
Weapons: Carrying, Possessing, etc.	5	4	1	0	0

Uniform Crime Report 2003

Arrest Data - 18 years of age and over Listed by Jurisdiction			Am. Indian or Alaskan Native	Asian or Pacific Islander
	Total	White	Black	
Sex Offenses (Except Forcible Rape/Prostitution)	2	2	0	0
Sale/Manufacturing: Opium or Cocaine	2	1	1	0
Sale/Manufacturing: Marijuana	6	6	0	0
Possession: Opium or Cocaine	4	2	2	0
Possession: Marijuana	22	18	4	0
Possession: Other Dang Non-Narcotic Drugs	1	1	0	0
Gambling: Numbers/Lottery	3	2	1	0
Offenses Against Family and Children	2	2	0	0
Driving Under the Influence	58	54	4	0
Liquor Laws	3	3	0	0
Disorderly Conduct	23	19	4	0
All Other Offenses (Except Traffic)	201	150	51	0
TOTAL ARRESTS FOR MIDDLETOWN	528	423	100	4
NARRAGANSETT				
Robbery	3	0	3	0
Aggravated Assault	8	8	0	0
Burglary-Breaking or Entering	8	7	1	0
Larceny-Theft (Except Motor Vehicle Theft)	30	26	4	0
Other Assaults (Return A-5e)	102	90	10	0
Forgery and Counterfeiting	1	1	0	0
Fraud	25	23	2	0
Embezzlement	1	1	0	0
Stolen Property: Buying, Receiving, Possessing	13	10	3	0
Vandalism	37	35	2	0
Weapons: Carrying, Possessing, etc.	10	10	0	0
Sex Offenses (Except Forcible Rape/Prostitution)	3	3	0	0
Sale/Manufacturing: Marijuana	12	12	0	0
Sale/Manufacturing: Other Dang Non-Narcotic	3	3	0	0
Possession: Opium or Cocaine	7	6	0	1
Possession: Marijuana	65	63	0	0
Possession: Other Dang Non-Narcotic Drugs	3	3	0	0
Offenses Against Family and Children	2	2	0	0
Driving Under the Influence	80	77	2	1
Liquor Laws	62	61	0	0
Disorderly Conduct	176	157	18	0

Uniform Crime Report 2003

Arrest Data - 18 years of age and over Listed by Jurisdiction					
	Total	White	Black	Am. Indian or Alaskan Native	Asian or Pacific Islander
All Other Offenses (Except Traffic)	109	95	14	0	0
TOTAL ARRESTS FOR NARRAGANSETT	760	693	59	4	4
NARRAGANSETT TRIBAL					
Fraud	1	0	0	1	0
Possession: Marijuana	2	2	0	0	0
TOTAL ARRESTS FOR NARRAGANSETT	3	2	0	1	0
NEW SHOREHAM					
Aggravated Assault	2	2	0	0	0
Other Assaults (Return A-5e)	24	24	0	0	0
Forgery and Counterfeiting	1	1	0	0	0
Fraud	1	1	0	0	0
Stolen Property: Buying, Receiving, Possessing	2	2	0	0	0
Vandalism	2	2	0	0	0
Weapons: Carrying, Possessing, etc.	1	1	0	0	0
Possession: Opium or Cocaine	1	1	0	0	0
Possession: Marijuana	9	9	0	0	0
Driving Under the Influence	5	5	0	0	0
Liquor Laws	18	17	0	0	1
Disorderly Conduct	30	30	0	0	0
All Other Offenses (Except Traffic)	10	10	0	0	0
TOTAL ARRESTS FOR NEW SHOREHAM	106	105	0	0	1
NEWPORT					
Murder and Nonnegligent Manslaughter	1	1	0	0	0
Forcible Rape	3	3	0	0	0
Robbery	3	3	0	0	0
Aggravated Assault	39	22	17	0	0
Burglary-Breaking or Entering	47	37	10	0	0
Larceny-Theft (Except Motor Vehicle Theft)	68	46	21	0	1
Motor Vehicle Theft	5	3	2	0	0
Other Assaults (Return A-5e)	246	170	76	0	0
Arson	1	0	1	0	0
Forgery and Counterfeiting	1	0	1	0	0
Fraud	13	9	4	0	0
Embezzlement	13	9	4	0	0
Stolen Property: Buying, Receiving, Possessing	6	5	1	0	0

Uniform Crime Report 2003

Arrest Data - 18 years of age and over Listed by Jurisdiction					
	Total	White	Black	Am. Indian or Alaskan Native	Asian or Pacific Islander
Vandalism	75	56	19	0	0
Weapons: Carrying, Possessing, etc.	12	5	7	0	0
Sex Offenses (Except Forcible Rape/Prostitution)	5	4	1	0	0
Sale/Manufacturing: Opium or Cocaine	30	8	22	0	0
Sale/Manufacturing: Marijuana	19	11	7	1	0
Sale/Manufacturing: Other Dang Non-Narcotic	5	5	0	0	0
Possession: Opium or Cocaine	33	21	12	0	0
Possession: Marijuana	56	41	15	0	0
Possession: Synthetic Narcotics	1	1	0	0	0
Possession: Other Dang Non-Narcotic Drugs	2	1	1	0	0
Gambling: Numbers/Lottery	1	1	0	0	0
Offenses Against Family and Children	3	3	0	0	0
Driving Under the Influence	44	39	5	0	0
Liquor Laws	130	114	15	0	1
Disorderly Conduct	232	204	28	0	0
All Other Offenses (Except Traffic)	451	296	149	5	1
TOTAL ARRESTS FOR NEWPORT	1,545	1,118	418	6	3
NORTH KINGSTOWN					
Aggravated Assault	5	4	1	0	0
Burglary-Breaking or Entering	8	7	1	0	0
Larceny-Theft (Except Motor Vehicle Theft)	46	45	1	0	0
Motor Vehicle Theft	1	1	0	0	0
Other Assaults (Return A-5e)	101	87	12	0	2
Arson	1	1	0	0	0
Forgery and Counterfeiting	1	0	1	0	0
Fraud	60	59	1	0	0
Embezzlement	2	2	0	0	0
Stolen Property: Buying, Receiving, Possessing	4	4	0	0	0
Vandalism	24	23	1	0	0
Weapons: Carrying, Possessing, etc.	4	4	0	0	0
Sex Offenses (Except Forcible Rape/Prostitution)	2	2	0	0	0
Sale/Manufacturing: Opium or Cocaine	3	2	1	0	0
Sale/Manufacturing: Marijuana	27	25	2	0	0
Sale/Manufacturing: Synthetic Narcotics	2	2	0	0	0
Sale/Manufacturing: Other Dang Non-Narcotic	1	1	0	0	0

Uniform Crime Report 2003

Arrest Data - 18 years of age and over Listed by Jurisdiction			Am. Indian or Alaskan Native	Asian or Pacific Islander
	Total	White	Black	
Possession: Opium or Cocaine	1	1	0	0
Possession: Marijuana	15	15	0	0
Offenses Against Family and Children	1	1	0	0
Driving Under the Influence	111	106	3	2
Liquor Laws	5	5	0	0
Drunkenness	60	57	2	1
Disorderly Conduct	31	31	0	0
All Other Offenses (Except Traffic)	139	118	17	2
Suspicion	2	2	0	0
TOTAL ARRESTS FOR NORTH KINGSTOWN	657	605	43	7
NORTH PROVIDENCE				
Forcible Rape	2	1	1	0
Robbery	3	3	0	0
Aggravated Assault	41	39	2	0
Burglary-Breaking or Entering	11	11	0	0
Larceny-Theft (Except Motor Vehicle Theft)	72	58	14	0
Motor Vehicle Theft	8	5	3	0
Other Assaults (Return A-5e)	186	167	19	0
Arson	1	1	0	0
Forgery and Counterfeiting	5	4	1	0
Fraud	17	13	4	0
Embezzlement	2	2	0	0
Stolen Property: Buying, Receiving, Possessing	18	10	8	0
Vandalism	18	14	3	1
Weapons: Carrying, Possessing, etc.	9	7	2	0
Sale/Manufacturing: Opium or Cocaine	3	3	0	0
Sale/Manufacturing: Marijuana	7	7	0	0
Sale/Manufacturing: Other Dang Non-Narcotic	1	1	0	0
Possession: Opium or Cocaine	31	27	4	0
Possession: Marijuana	44	41	3	0
Possession: Other Dang Non-Narcotic Drugs	4	3	1	0
Offenses Against Family and Children	2	2	0	0
Driving Under the Influence	33	33	0	0
Liquor Laws	3	3	0	0
Disorderly Conduct	78	66	12	0

Uniform Crime Report 2003

Arrest Data - 18 years of age and over Listed by Jurisdiction					
	Total	White	Black	Am. Indian or Alaskan Native	Asian or Pacific Islander
All Other Offenses (Except Traffic)	873	665	203	1	4
TOTAL ARRESTS FOR NORTH PROVIDENCE	1,472	1,186	280	1	5
NORTH SMITHFIELD					
Forcible Rape	1	1	0	0	0
Aggravated Assault	5	5	0	0	0
Burglary-Breaking or Entering	9	8	1	0	0
Larceny-Theft (Except Motor Vehicle Theft)	23	21	2	0	0
Motor Vehicle Theft	2	2	0	0	0
Other Assaults (Return A-5e)	45	44	1	0	0
Forgery and Counterfeiting	1	1	0	0	0
Fraud	12	10	2	0	0
Embezzlement	1	1	0	0	0
Stolen Property: Buying, Receiving, Possessing	2	2	0	0	0
Vandalism	9	9	0	0	0
Weapons: Carrying, Possessing, etc.	4	4	0	0	0
Prostitution and Commercialized Vice	1	0	1	0	0
Sale/Manufacturing: Opium or Cocaine	3	3	0	0	0
Sale/Manufacturing: Marijuana	2	2	0	0	0
Possession: Opium or Cocaine	5	4	1	0	0
Possession: Marijuana	30	30	0	0	0
Possession: Other Dang Non-Narcotic Drugs	1	1	0	0	0
Offenses Against Family and Children	4	4	0	0	0
Driving Under the Influence	28	28	0	0	0
Liquor Laws	6	6	0	0	0
Disorderly Conduct	17	16	0	0	1
All Other Offenses (Except Traffic)	166	139	22	0	5
TOTAL ARRESTS FOR NORTH SMITHFIELD	377	341	30	0	6
PAWTUCKET					
Murder and Nonnegligent Manslaughter	2	1	1	0	0
Forcible Rape	6	4	2	0	0
Robbery	16	13	3	0	0
Aggravated Assault	73	51	22	0	0
Burglary-Breaking or Entering	66	39	27	0	0
Larceny-Theft (Except Motor Vehicle Theft)	154	115	39	0	0
Motor Vehicle Theft	14	7	7	0	0

Uniform Crime Report 2003

Arrest Data - 18 years of age and over Listed by Jurisdiction			Am. Indian or Alaskan Native	Asian or Pacific Islander
	Total	White	Black	
Other Assaults (Return A-5e)	477	342	135	0
Arson	1	1	0	0
Forgery and Counterfeiting	5	5	0	0
Fraud	17	12	5	0
Embezzlement	4	4	0	0
Vandalism	100	69	31	0
Weapons: Carrying, Possessing, etc.	33	20	13	0
Prostitution and Commercialized Vice	63	48	12	0
Sex Offenses (Except Forcible Rape/Prostitution)	5	5	0	0
Sale/Manufacturing: Opium or Cocaine	18	11	7	0
Sale/Manufacturing: Marijuana	12	9	3	0
Sale/Manufacturing: Other Dang Non-Narcotic	1	1	0	0
Possession: Opium or Cocaine	124	83	40	1
Possession: Marijuana	161	109	52	0
Possession: Other Dang Non-Narcotic Drugs	13	11	2	0
Offenses Against Family and Children	3	2	1	0
Driving Under the Influence	18	16	2	0
Liquor Laws	13	9	4	0
Disorderly Conduct	153	106	47	0
All Other Offenses (Except Traffic)	1,033	730	297	1
TOTAL ARRESTS FOR PAWTUCKET	2,585	1,823	752	2
PORTSMOUTH				
Aggravated Assault	5	5	0	0
Burglary-Breaking or Entering	7	7	0	0
Larceny-Theft (Except Motor Vehicle Theft)	20	17	3	0
Motor Vehicle Theft	1	1	0	0
Other Assaults (Return A-5e)	55	53	1	0
Fraud	20	20	0	0
Embezzlement	1	1	0	0
Stolen Property: Buying, Receiving, Possessing	4	3	1	0
Vandalism	12	11	1	0
Weapons: Carrying, Possessing, etc.	4	3	1	0
Sale/Manufacturing: Opium or Cocaine	2	2	0	0
Sale/Manufacturing: Marijuana	4	4	0	0
Possession: Opium or Cocaine	7	7	0	0

Uniform Crime Report 2003

Arrest Data - 18 years of age and over Listed by Jurisdiction					
	Total	White	Black	Am. Indian or Alaskan Native	Asian or Pacific Islander
Possession: Marijuana	41	40	1	0	0
Possession: Synthetic Narcotics	1	1	0	0	0
Possession: Other Dang Non-Narcotic Drugs	1	1	0	0	0
Offenses Against Family and Children	2	2	0	0	0
Driving Under the Influence	59	56	3	0	0
Liquor Laws	13	13	0	0	0
Disorderly Conduct	9	9	0	0	0
All Other Offenses (Except Traffic)	139	116	23	0	0
TOTAL ARRESTS FOR PORTSMOUTH	407	372	34	0	1
PROVIDENCE					
Murder and Nonnegligent Manslaughter	7	5	2	0	0
Forcible Rape	8	5	3	0	0
Robbery	117	55	58	0	4
Aggravated Assault	155	95	55	0	5
Burglary-Breaking or Entering	68	39	29	0	0
Larceny-Theft (Except Motor Vehicle Theft)	353	243	104	1	5
Motor Vehicle Theft	58	27	29	1	1
Other Assaults (Return A-5e)	960	558	368	2	32
Arson	3	3	0	0	0
Forgery and Counterfeiting	31	17	11	0	3
Fraud	15	10	5	0	0
Embezzlement	20	15	4	0	1
Stolen Property: Buying, Receiving, Possessing	52	34	18	0	0
Vandalism	121	84	36	0	1
Weapons: Carrying, Possessing, etc.	98	41	53	1	3
Prostitution and Commercialized Vice	159	114	42	0	3
Sex Offenses (Except Forcible Rape/Prostitution)	26	22	4	0	0
Sale/Manufacturing: Opium or Cocaine	354	194	156	0	4
Sale/Manufacturing: Marijuana	90	45	44	0	1
Sale/Manufacturing: Synthetic Narcotics	1	0	1	0	0
Possession: Opium or Cocaine	397	283	110	0	4
Possession: Marijuana	232	133	91	2	6
Possession: Synthetic Narcotics	5	3	2	0	0
Possession: Other Dang Non-Narcotic Drugs	1	1	0	0	0
Gambling: Bookmaking	3	3	0	0	0

Uniform Crime Report 2003

Arrest Data - 18 years of age and over Listed by Jurisdiction					
	Total	White	Black	Am. Indian or Alaskan Native	Asian or Pacific Islander
Gambling: Other	1	1	0	0	0
Offenses Against Family and Children	2	1	1	0	0
Driving Under the Influence	21	19	2	0	0
Liquor Laws	323	281	40	0	2
Drunkenness	1	1	0	0	0
Disorderly Conduct	474	311	157	0	6
Vagrancy	7	3	3	1	0
All Other Offenses (Except Traffic)	2,259	1,292	933	6	28
Suspicion	3	1	2	0	0
Curfew and Loitering Law Violations	43	29	13	0	1
TOTAL ARRESTS FOR PROVIDENCE	6,468	3,968	2,376	14	110
RICHMOND					
Burglary-Breaking or Entering	1	1	0	0	0
Larceny-Theft (Except Motor Vehicle Theft)	10	9	1	0	0
Motor Vehicle Theft	2	2	0	0	0
Other Assaults (Return A-5e)	26	24	1	1	0
Fraud	9	9	0	0	0
Stolen Property: Buying, Receiving, Possessing	1	1	0	0	0
Vandalism	1	1	0	0	0
Sale/Manufacturing: Opium or Cocaine	1	1	0	0	0
Sale/Manufacturing: Marijuana	2	2	0	0	0
Possession: Marijuana	9	8	1	0	0
Possession: Synthetic Narcotics	3	3	0	0	0
Possession: Other Dang Non-Narcotic Drugs	1	1	0	0	0
Driving Under the Influence	22	22	0	0	0
Liquor Laws	11	10	1	0	0
Drunkenness	2	2	0	0	0
Disorderly Conduct	8	8	0	0	0
All Other Offenses (Except Traffic)	12	11	1	0	0
TOTAL ARRESTS FOR RICHMOND	121	115	5	1	0
SCITUATE					
Aggravated Assault	3	3	0	0	0
Burglary-Breaking or Entering	4	4	0	0	0
Larceny-Theft (Except Motor Vehicle Theft)	3	3	0	0	0
Motor Vehicle Theft	1	1	0	0	0

Uniform Crime Report 2003

Arrest Data - 18 years of age and over Listed by Jurisdiction					
	Total	White	Black	Am. Indian or Alaskan Native	Asian or Pacific Islander
Other Assaults (Return A-5e)	20	19	0	0	1
Fraud	1	1	0	0	0
Stolen Property: Buying, Receiving, Possessing	4	3	1	0	0
Vandalism	2	2	0	0	0
Possession: Opium or Cocaine	1	1	0	0	0
Possession: Marijuana	5	5	0	0	0
Offenses Against Family and Children	3	3	0	0	0
Driving Under the Influence	6	6	0	0	0
All Other Offenses (Except Traffic)	158	152	3	0	3
TOTAL ARRESTS FOR SCITUATE	211	203	4	0	4
SMITHFIELD					
Aggravated Assault	7	7	0	0	0
Burglary-Breaking or Entering	10	9	1	0	0
Larceny-Theft (Except Motor Vehicle Theft)	65	56	7	0	2
Motor Vehicle Theft	2	2	0	0	0
Other Assaults (Return A-5e)	63	62	1	0	0
Arson	2	2	0	0	0
Forgery and Counterfeiting	1	1	0	0	0
Fraud	20	19	1	0	0
Embezzlement	7	6	1	0	0
Stolen Property: Buying, Receiving, Possessing	1	1	0	0	0
Vandalism	24	21	3	0	0
Weapons: Carrying, Possessing, etc.	3	3	0	0	0
Sex Offenses (Except Forcible Rape/Prostitution)	1	1	0	0	0
Sale/Manufacturing: Marijuana	2	2	0	0	0
Sale/Manufacturing: Other Dang Non-Narcotic	1	1	0	0	0
Possession: Opium or Cocaine	13	13	0	0	0
Possession: Marijuana	32	29	2	0	1
Possession: Synthetic Narcotics	1	1	0	0	0
Possession: Other Dang Non-Narcotic Drugs	2	2	0	0	0
Driving Under the Influence	33	30	2	0	1
Liquor Laws	8	8	0	0	0
Disorderly Conduct	36	35	1	0	0
All Other Offenses (Except Traffic)	360	324	33	0	3
TOTAL ARRESTS FOR SMITHFIELD	694	635	52	0	7

Uniform Crime Report 2003

Arrest Data - 18 years of age and over Listed by Jurisdiction					
	Total	White	Black	Am. Indian or Alaskan Native	Asian or Pacific Islander
SOUTH KINGSTOWN					
Robbery	4	1	3	0	0
Aggravated Assault	6	3	3	0	0
Burglary-Breaking or Entering	10	7	2	0	1
Larceny-Theft (Except Motor Vehicle Theft)	20	17	3	0	0
Other Assaults (Return A-5e)	77	57	17	3	0
Forgery and Counterfeiting	1	1	0	0	0
Fraud	58	53	5	0	0
Embezzlement	1	1	0	0	0
Stolen Property: Buying, Receiving, Possessing	6	4	2	0	0
Vandalism	30	25	5	0	0
Weapons: Carrying, Possessing, etc.	5	4	1	0	0
Sex Offenses (Except Forcible Rape/Prostitution)	2	2	0	0	0
Sale/Manufacturing: Opium or Cocaine	2	2	0	0	0
Sale/Manufacturing: Marijuana	9	9	0	0	0
Possession: Opium or Cocaine	5	5	0	0	0
Possession: Marijuana	45	38	7	0	0
Possession: Other Dang Non-Narcotic Drugs	3	2	0	1	0
Offenses Against Family and Children	1	1	0	0	0
Driving Under the Influence	86	84	0	1	1
Liquor Laws	30	28	0	0	2
Disorderly Conduct	22	22	0	0	0
All Other Offenses (Except Traffic)	284	211	59	7	7
TOTAL ARRESTS FOR SOUTH KINGSTOWN	707	577	107	12	11
SP CHEPACHET					
Larceny-Theft (Except Motor Vehicle Theft)	3	3	0	0	0
Other Assaults (Return A-5e)	1	1	0	0	0
Forgery and Counterfeiting	1	0	1	0	0
Fraud	12	11	0	0	1
Stolen Property: Buying, Receiving, Possessing	6	4	2	0	0
Weapons: Carrying, Possessing, etc.	1	0	1	0	0
Sale/Manufacturing: Opium or Cocaine	2	2	0	0	0
Possession: Marijuana	5	4	1	0	0
Possession: Other Dang Non-Narcotic Drugs	1	1	0	0	0
Driving Under the Influence	34	33	0	0	1
Disorderly Conduct	2	2	0	0	0

Uniform Crime Report 2003

Arrest Data - 18 years of age and over Listed by Jurisdiction					
	Total	White	Black	Am. Indian or Alaskan Native	Asian or Pacific Islander
All Other Offenses (Except Traffic)	135	102	32	0	1
TOTAL ARRESTS FOR SP CHEPACHET	203	163	37	0	3
SP HEADQUARTERS					
Murder and Nonnegligent Manslaughter	1	1	0	0	0
Forcible Rape	3	3	0	0	0
Robbery	1	0	1	0	0
Aggravated Assault	3	3	0	0	0
Burglary-Breaking or Entering	3	3	0	0	0
Larceny-Theft (Except Motor Vehicle Theft)	10	9	1	0	0
Motor Vehicle Theft	1	1	0	0	0
Other Assaults (Return A-5e)	22	15	6	1	0
Forgery and Counterfeiting	21	15	4	0	2
Fraud	82	73	8	1	0
Embezzlement	9	9	0	0	0
Stolen Property: Buying, Receiving, Possessing	8	4	4	0	0
Weapons: Carrying, Possessing, etc.	10	8	2	0	0
Sex Offenses (Except Forcible Rape/Prostitution)	8	7	1	0	0
Sale/Manufacturing: Opium or Cocaine	44	33	11	0	0
Sale/Manufacturing: Marijuana	20	14	6	0	0
Sale/Manufacturing: Synthetic Narcotics	1	1	0	0	0
Sale/Manufacturing: Other Dang Non-Narcotic	5	5	0	0	0
Possession: Opium or Cocaine	11	10	1	0	0
Possession: Marijuana	12	10	2	0	0
Gambling: Numbers/Lottery	9	6	0	0	3
Offenses Against Family and Children	1	1	0	0	0
Disorderly Conduct	3	2	0	1	0
All Other Offenses (Except Traffic)	239	163	70	1	5
TOTAL ARRESTS FOR SP HEADQUARTERS	527	396	117	4	10
SP HOPE VALLEY					
Aggravated Assault	4	4	0	0	0
Burglary-Breaking or Entering	5	5	0	0	0
Larceny-Theft (Except Motor Vehicle Theft)	13	13	0	0	0
Motor Vehicle Theft	1	1	0	0	0
Other Assaults (Return A-5e)	59	54	2	2	1
Forgery and Counterfeiting	7	4	3	0	0

Uniform Crime Report 2003

Arrest Data - 18 years of age and over Listed by Jurisdiction			Am. Indian or Alaskan Native	Asian or Pacific Islander
	Total	White	Black	
Fraud	17	16	1	0
Stolen Property: Buying, Receiving, Possessing	7	5	2	0
Vandalism	14	14	0	0
Weapons: Carrying, Possessing, etc.	10	7	3	0
Sex Offenses (Except Forcible Rape/Prostitution)	4	4	0	0
Sale/Manufacturing: Opium or Cocaine	9	6	3	0
Sale/Manufacturing: Marijuana	8	6	2	0
Sale/Manufacturing: Other Dang Non-Narcotic	1	1	0	0
Possession: Opium or Cocaine	4	3	1	0
Possession: Marijuana	27	21	6	0
Possession: Other Dang Non-Narcotic Drugs	1	1	0	0
Driving Under the Influence	68	64	3	1
Liquor Laws	1	1	0	0
Disorderly Conduct	21	19	2	0
All Other Offenses (Except Traffic)	188	144	35	8
TOTAL ARRESTS FOR SP HOPE VALLEY	469	393	63	10
SP LINCOLN				
Aggravated Assault	4	3	1	0
Burglary-Breaking or Entering	2	2	0	0
Larceny-Theft (Except Motor Vehicle Theft)	12	10	2	0
Motor Vehicle Theft	1	1	0	0
Other Assaults (Return A-5e)	17	11	6	0
Forgery and Counterfeiting	2	1	1	0
Fraud	38	30	8	0
Stolen Property: Buying, Receiving, Possessing	33	21	11	1
Vandalism	8	6	0	2
Weapons: Carrying, Possessing, etc.	6	5	1	0
Sale/Manufacturing: Opium or Cocaine	6	4	2	0
Sale/Manufacturing: Marijuana	3	2	1	0
Sale/Manufacturing: Other Dang Non-Narcotic	1	1	0	0
Possession: Opium or Cocaine	14	9	4	1
Possession: Marijuana	29	18	11	0
Driving Under the Influence	79	73	6	0
Disorderly Conduct	16	13	2	1
All Other Offenses (Except Traffic)	585	344	237	3
TOTAL ARRESTS FOR SP LINCOLN	856	554	293	8

Uniform Crime Report 2003

Arrest Data - 18 years of age and over Listed by Jurisdiction					
	Total	White	Black	Am. Indian or Alaskan Native	Asian or Pacific Islander
SP PORTSMOUTH					
Aggravated Assault	2	2	0	0	0
Larceny-Theft (Except Motor Vehicle Theft)	3	3	0	0	0
Other Assaults (Return A-5e)	8	6	2	0	0
Forgery and Counterfeiting	1	1	0	0	0
Fraud	6	6	0	0	0
Stolen Property: Buying, Receiving, Possessing	3	1	2	0	0
Vandalism	5	4	1	0	0
Sale/Manufacturing: Opium or Cocaine	2	0	2	0	0
Sale/Manufacturing: Marijuana	4	3	1	0	0
Possession: Opium or Cocaine	4	4	0	0	0
Possession: Marijuana	12	12	0	0	0
Possession: Other Dang Non-Narcotic Drugs	1	1	0	0	0
Driving Under the Influence	20	18	2	0	0
Disorderly Conduct	4	4	0	0	0
All Other Offenses (Except Traffic)	84	62	22	0	0
TOTAL ARRESTS FOR SP PORTSMOUTH	159	127	32	0	0
SP WICKFORD					
Aggravated Assault	1	1	0	0	0
Burglary-Breaking or Entering	2	1	1	0	0
Larceny-Theft (Except Motor Vehicle Theft)	5	5	0	0	0
Other Assaults (Return A-5e)	9	8	1	0	0
Forgery and Counterfeiting	2	2	0	0	0
Fraud	19	18	1	0	0
Stolen Property: Buying, Receiving, Possessing	5	3	2	0	0
Vandalism	2	2	0	0	0
Weapons: Carrying, Possessing, etc.	1	1	0	0	0
Sale/Manufacturing: Opium or Cocaine	1	1	0	0	0
Sale/Manufacturing: Marijuana	6	6	0	0	0
Sale/Manufacturing: Other Dang Non-Narcotic	1	1	0	0	0
Possession: Opium or Cocaine	6	5	1	0	0
Possession: Marijuana	9	7	1	0	1
Driving Under the Influence	35	32	3	0	0
Liquor Laws	1	1	0	0	0

Uniform Crime Report 2003

Arrest Data - 18 years of age and over Listed by Jurisdiction					
	Total	White	Black	Am. Indian or Alaskan Native	Asian or Pacific Islander
Disorderly Conduct	6	5	1	0	0
All Other Offenses (Except Traffic)	148	107	39	0	2
TOTAL ARRESTS FOR SP WICKFORD	259	206	50	0	3
TIVERTON					
Forcible Rape	1	1	0	0	0
Aggravated Assault	6	6	0	0	0
Burglary-Breaking or Entering	7	5	2	0	0
Larceny-Theft (Except Motor Vehicle Theft)	12	12	0	0	0
Motor Vehicle Theft	2	2	0	0	0
Other Assaults (Return A-5e)	68	65	1	1	1
Fraud	17	16	1	0	0
Embezzlement	1	1	0	0	0
Stolen Property: Buying, Receiving, Possessing	5	5	0	0	0
Vandalism	7	7	0	0	0
Weapons: Carrying, Possessing, etc.	3	3	0	0	0
Sex Offenses (Except Forcible Rape/Prostitution)	1	1	0	0	0
Sale/Manufacturing: Opium or Cocaine	1	1	0	0	0
Sale/Manufacturing: Marijuana	1	1	0	0	0
Possession: Opium or Cocaine	4	4	0	0	0
Possession: Marijuana	4	4	0	0	0
Driving Under the Influence	19	19	0	0	0
Liquor Laws	8	8	0	0	0
Disorderly Conduct	14	14	0	0	0
All Other Offenses (Except Traffic)	107	103	4	0	0
TOTAL ARRESTS FOR TIVERTON	288	278	8	1	1
URI					
Burglary-Breaking or Entering	1	1	0	0	0
Larceny-Theft (Except Motor Vehicle Theft)	5	3	2	0	0
Other Assaults (Return A-5e)	7	5	2	0	0
Stolen Property: Buying, Receiving, Possessing	1	1	0	0	0
Vandalism	10	10	0	0	0
Sale/Manufacturing: Marijuana	2	1	0	0	1
Sale/Manufacturing: Other Dang Non-Narcotic	2	2	0	0	0
Possession: Marijuana	2	2	0	0	0
Liquor Laws	1	1	0	0	0

Uniform Crime Report 2003

Arrest Data - 18 years of age and over Listed by Jurisdiction					
	Total	White	Black	Am. Indian or Alaskan Native	Asian or Pacific Islander
Disorderly Conduct	11	8	3	0	0
All Other Offenses (Except Traffic)	12	8	2	0	2
TOTAL ARRESTS FOR URI	54	42	9	0	3
WARREN					
Forcible Rape	2	1	1	0	0
Aggravated Assault	9	8	1	0	0
Burglary-Breaking or Entering	1	1	0	0	0
Larceny-Theft (Except Motor Vehicle Theft)	11	9	2	0	0
Other Assaults (Return A-5e)	42	38	3	1	0
Forgery and Counterfeiting	4	3	1	0	0
Fraud	6	6	0	0	0
Embezzlement	3	2	1	0	0
Stolen Property: Buying, Receiving, Possessing	1	1	0	0	0
Vandalism	7	7	0	0	0
Weapons: Carrying, Possessing, etc.	1	1	0	0	0
Sex Offenses (Except Forcible Rape/Prostitution)	1	1	0	0	0
Sale/Manufacturing: Marijuana	1	1	0	0	0
Sale/Manufacturing: Other Dang Non-Narcotic	1	1	0	0	0
Possession: Opium or Cocaine	2	2	0	0	0
Possession: Marijuana	13	13	0	0	0
Offenses Against Family and Children	2	2	0	0	0
Driving Under the Influence	24	23	0	0	1
Liquor Laws	15	12	1	1	1
Disorderly Conduct	21	20	1	0	0
All Other Offenses (Except Traffic)	151	133	18	0	0
TOTAL ARRESTS FOR WARREN	318	285	29	2	2
WARWICK					
Forcible Rape	5	4	0	0	1
Robbery	10	10	0	0	0
Aggravated Assault	35	32	3	0	0
Burglary-Breaking or Entering	38	36	2	0	0
Larceny-Theft (Except Motor Vehicle Theft)	464	380	73	2	9
Motor Vehicle Theft	11	11	0	0	0
Other Assaults (Return A-5e)	296	274	21	0	1
Arson	7	7	0	0	0

Uniform Crime Report 2003

Arrest Data - 18 years of age and over Listed by Jurisdiction					
	Total	White	Black	Am. Indian or Alaskan Native	Asian or Pacific Islander
Forgery and Counterfeiting	15	12	3	0	0
Fraud	37	32	5	0	0
Embezzlement	25	20	4	0	1
Stolen Property: Buying, Receiving, Possessing	27	24	3	0	0
Vandalism	77	72	4	0	1
Weapons: Carrying, Possessing, etc.	21	17	3	0	1
Sex Offenses (Except Forcible Rape/Prostitution)	6	5	0	1	0
Sale/Manufacturing: Opium or Cocaine	11	9	2	0	0
Sale/Manufacturing: Marijuana	28	28	0	0	0
Sale/Manufacturing: Other Dang Non-Narcotic	3	2	1	0	0
Possession: Opium or Cocaine	41	37	4	0	0
Possession: Marijuana	106	96	8	0	2
Possession: Other Dang Non-Narcotic Drugs	6	6	0	0	0
Gambling: Numbers/Lottery	1	1	0	0	0
Offenses Against Family and Children	8	8	0	0	0
Driving Under the Influence	396	375	15	1	5
Liquor Laws	32	30	1	0	1
Disorderly Conduct	118	103	12	0	3
All Other Offenses (Except Traffic)	896	778	110	0	8
TOTAL ARRESTS FOR WARWICK	2,720	2,409	274	4	33
WEST GREENWICH					
Aggravated Assault	5	5	0	0	0
Burglary-Breaking or Entering	1	1	0	0	0
Larceny-Theft (Except Motor Vehicle Theft)	15	15	0	0	0
Other Assaults (Return A-5e)	12	12	0	0	0
Forgery and Counterfeiting	1	1	0	0	0
Fraud	5	5	0	0	0
Embezzlement	1	1	0	0	0
Vandalism	11	11	0	0	0
Weapons: Carrying, Possessing, etc.	2	2	0	0	0
Sale/Manufacturing: Opium or Cocaine	2	2	0	0	0
Sale/Manufacturing: Synthetic Narcotics	1	1	0	0	0
Possession: Opium or Cocaine	4	4	0	0	0
Possession: Marijuana	31	30	1	0	0
Offenses Against Family and Children	1	1	0	0	0

Uniform Crime Report 2003

Arrest Data - 18 years of age and over Listed by Jurisdiction					
	Total	White	Black	Am. Indian or Alaskan Native	Asian or Pacific Islander
Driving Under the Influence	23	22	1	0	0
Liquor Laws	7	7	0	0	0
Drunkenness	1	1	0	0	0
Disorderly Conduct	14	14	0	0	0
All Other Offenses (Except Traffic)	122	116	5	0	1
TOTAL ARRESTS FOR WEST GREENWICH	259	251	7	0	1
WEST WARWICK					
Murder and Nonnegligent Manslaughter	1	1	0	0	0
Manslaughter by Negligence	3	3	0	0	0
Forcible Rape	4	4	0	0	0
Robbery	5	4	1	0	0
Aggravated Assault	25	24	1	0	0
Burglary-Breaking or Entering	10	10	0	0	0
Larceny-Theft (Except Motor Vehicle Theft)	30	28	2	0	0
Motor Vehicle Theft	2	1	1	0	0
Other Assaults (Return A-5e)	169	158	10	1	0
Forgery and Counterfeiting	2	2	0	0	0
Fraud	36	35	1	0	0
Embezzlement	1	1	0	0	0
Stolen Property: Buying, Receiving, Possessing	6	6	0	0	0
Vandalism	20	20	0	0	0
Weapons: Carrying, Possessing, etc.	8	8	0	0	0
Sex Offenses (Except Forcible Rape/Prostitution)	2	2	0	0	0
Sale/Manufacturing: Opium or Cocaine	2	2	0	0	0
Sale/Manufacturing: Marijuana	5	5	0	0	0
Sale/Manufacturing: Other Dang Non-Narcotic	2	2	0	0	0
Possession: Opium or Cocaine	12	11	1	0	0
Possession: Marijuana	47	46	1	0	0
Possession: Other Dang Non-Narcotic Drugs	5	5	0	0	0
Offenses Against Family and Children	3	3	0	0	0
Driving Under the Influence	69	67	2	0	0
Liquor Laws	10	9	1	0	0
Disorderly Conduct	88	80	8	0	0
All Other Offenses (Except Traffic)	392	361	30	1	0
TOTAL ARRESTS FOR WEST WARWICK	959	898	59	2	0

Uniform Crime Report 2003

Arrest Data - 18 years of age and over Listed by Jurisdiction					
	Total	White	Black	Am. Indian or Alaskan Native	Asian or Pacific Islander
WESTERLY					
Aggravated Assault	15	14	0	1	0
Burglary-Breaking or Entering	10	10	0	0	0
Larceny-Theft (Except Motor Vehicle Theft)	44	42	1	1	0
Motor Vehicle Theft	2	2	0	0	0
Other Assaults (Return A-5e)	133	124	7	2	0
Arson	1	1	0	0	0
Forgery and Counterfeiting	6	6	0	0	0
Fraud	63	59	1	3	0
Embezzlement	9	8	1	0	0
Stolen Property: Buying, Receiving, Possessing	12	11	1	0	0
Vandalism	25	25	0	0	0
Weapons: Carrying, Possessing, etc.	14	13	1	0	0
Sex Offenses (Except Forcible Rape/Prostitution)	4	2	2	0	0
Sale/Manufacturing: Opium or Cocaine	10	10	0	0	0
Sale/Manufacturing: Marijuana	11	11	0	0	0
Sale/Manufacturing: Other Dang Non-Narcotic	2	2	0	0	0
Possession: Opium or Cocaine	17	16	1	0	0
Possession: Marijuana	60	57	2	1	0
Gambling: Numbers/Lottery	0	0	0	0	0
Offenses Against Family and Children	3	3	0	0	0
Driving Under the Influence	58	55	2	1	0
Liquor Laws	20	19	0	0	1
Disorderly Conduct	60	57	1	1	1
All Other Offenses (Except Traffic)	202	179	18	5	0
TOTAL ARRESTS FOR WESTERLY	781	726	38	15	2
WOONSOCKET					
Forcible Rape	15	12	2	0	1
Robbery	14	9	5	0	0
Aggravated Assault	51	40	9	0	2
Burglary-Breaking or Entering	43	36	7	0	0
Larceny-Theft (Except Motor Vehicle Theft)	114	89	19	0	6
Motor Vehicle Theft	8	8	0	0	0
Other Assaults (Return A-5e)	290	227	55	0	8
Forgery and Counterfeiting	7	6	1	0	0
Fraud	21	18	3	0	0

Uniform Crime Report 2003

	Arrest Data - 18 years of age and over Listed by Jurisdiction				
	Total	White	Black	Am. Indian or Alaskan Native	Asian or Pacific Islander
Embezzlement	4	4	0	0	0
Vandalism	57	46	9	0	2
Weapons: Carrying, Possessing, etc.	13	10	3	0	0
Prostitution and Commercialized Vice	20	18	0	0	2
Sex Offenses (Except Forcible Rape/Prostitution)	4	4	0	0	0
Sale/Manufacturing: Opium or Cocaine	29	18	11	0	0
Sale/Manufacturing: Marijuana	14	11	3	0	0
Possession: Opium or Cocaine	108	87	19	0	2
Possession: Marijuana	93	77	15	0	1
Possession: Other Dang Non-Narcotic Drugs	6	3	3	0	0
Gambling: Numbers/Lottery	1	1	0	0	0
Offenses Against Family and Children	1	1	0	0	0
Driving Under the Influence	67	66	1	0	0
Liquor Laws	19	12	5	0	2
Drunkenness	1	1	0	0	0
Disorderly Conduct	168	137	27	0	4
All Other Offenses (Except Traffic)	996	785	188	0	23
TOTAL ARRESTS FOR WOONSOCKET	2,164	1,726	385	0	53

Arrest Data - under 18 years of age

Statewide Summary

	Total	White	Black	Am. Indian or Alaskan Native	Asian or Pacific Islander
Murder and Nonnegligent Manslaughter	2	1	1	0	0
Manslaughter by Negligence	1	0	1	0	0
Forcible Rape	52	40	12	0	0
Robbery	72	49	22	0	1
Aggravated Assault	211	129	71	2	9
Burglary-Breaking or Entering	268	231	36	0	1
Larceny-Theft (Except Motor Vehicle Theft)	1,144	895	211	1	37
Motor Vehicle Theft	126	77	35	1	13
Other Assaults (Return A-5e)	1,127	816	296	4	11
Arson	52	47	5	0	0
Forgery and Counterfeiting	13	8	5	0	0
Fraud	11	10	1	0	0
Embezzlement	13	10	3	0	0
Stolen Property: Buying, Receiving, Possessing	86	57	29	0	0
Vandalism	679	569	102	1	7
Weapons: Carrying, Possessing, etc.	186	148	34	1	3
Prostitution and Commercialized Vice	1	0	1	0	0
Sex Offenses (Except Forcible	25	19	6	0	0
Sale/Manufacturing: Opium or Cocaine	34	16	16	0	2
Sale/Manufacturing: Marijuana	60	54	6	0	0
Sale/Manufacturing: Synthetic Narcotics	4	4	0	0	0
Sale/Manufacturing: Other Dang Non-Narcotic	6	6	0	0	0
Possession: Opium or Cocaine	59	28	31	0	0
Possession: Marijuana	490	423	61	1	5
Possession: Other Dang Non-Narcotic Drugs	15	14	1	0	0
Offenses Against Family and Children	197	145	43	1	8
Driving Under the Influence	23	23	0	0	0
Liquor Laws	156	151	5	0	0
Drunkenness	1	1	0	0	0
Disorderly Conduct	850	641	184	5	20
All Other Offenses (Except Traffic)	1,376	1,062	286	8	20
Suspicion	12	11	1	0	0
Curfew and Loitering Law Violations	41	26	14	0	1
Run-Aways	209	147	61	0	1
Grand Total	7,602	5,858	1,580	25	139

Arrest Data - under 18 years of age Listed by Jurisdiction

	Total	White	Black	Am. Indian or Alaskan Native	Asian or Pacific Islander
BARRINGTON					
Forcible Rape	1	1	0	0	0
Aggravated Assault	2	2	0	0	0
Burglary-Breaking or Entering	4	4	0	0	0
Larceny-Theft (Except Motor Vehicle Theft)	15	15	0	0	0
Motor Vehicle Theft	4	4	0	0	0
Other Assaults (Return A-5e)	19	19	0	0	0
Stolen Property: Buying, Receiving, Possessing	2	2	0	0	0
Vandalism	15	14	0	0	1
Weapons: Carrying, Possessing, etc.	2	2	0	0	0
Sex Offenses (Except Forcible	2	1	1	0	0
Sale/Manufacturing: Marijuana	1	1	0	0	0
Possession: Marijuana	17	16	1	0	0
Driving Under the Influence	1	1	0	0	0
Liquor Laws	19	19	0	0	0
Disorderly Conduct	8	8	0	0	0
All Other Offenses (Except Traffic)	13	13	0	0	0
TOTAL ARRESTS FOR BARRINGTON	125	122	2	0	1
BRISTOL					
Burglary-Breaking or Entering	4	4	0	0	0
Larceny-Theft (Except Motor Vehicle Theft)	3	3	0	0	0
Motor Vehicle Theft	2	2	0	0	0
Other Assaults (Return A-5e)	12	12	0	0	0
Arson	2	2	0	0	0
Stolen Property: Buying, Receiving, Possessing	2	2	0	0	0
Vandalism	12	11	0	0	1
Weapons: Carrying, Possessing, etc.	4	4	0	0	0
Possession: Marijuana	5	5	0	0	0
Offenses Against Family and Children	9	8	1	0	0
Liquor Laws	3	3	0	0	0
Disorderly Conduct	4	4	0	0	0
All Other Offenses (Except Traffic)	6	6	0	0	0
Run-Aways	1	1	0	0	0
TOTAL ARRESTS FOR BRISTOL	69	67	1	0	1
BROWN UNIVERSITY					
Larceny-Theft (Except Motor Vehicle Theft)	2	1	1	0	0
Other Assaults (Return A-5e)	1	0	1	0	0

Uniform Crime Report 2003

Arrest Data - under 18 years of age

Listed by Jurisdiction

	Total	White	Black	Am. Indian or Alaskan Native	Asian or Pacific Islander
Vandalism	4	4	0	0	0
Suspicion	3	2	1	0	0
TOTAL ARRESTS FOR BROWN UNIVERSITY	10	7	3	0	0
BURRILLVILLE					
Aggravated Assault	1	1	0	0	0
Burglary-Breaking or Entering	2	2	0	0	0
Larceny-Theft (Except Motor Vehicle Theft)	12	12	0	0	0
Other Assaults (Return A-5e)	10	10	0	0	0
Vandalism	3	3	0	0	0
Weapons: Carrying, Possessing, etc.	3	3	0	0	0
Sex Offenses (Except Forcible	1	1	0	0	0
Sale/Manufacturing: Marijuana	2	2	0	0	0
Possession: Marijuana	12	12	0	0	0
Possession: Other Dang Non-Narcotic Drugs	1	1	0	0	0
Driving Under the Influence	2	2	0	0	0
Liquor Laws	1	1	0	0	0
Disorderly Conduct	11	10	1	0	0
All Other Offenses (Except Traffic)	12	10	2	0	0
TOTAL ARRESTS FOR BURRILLVILLE	73	70	3	0	0
CENTRAL FALLS					
Forcible Rape	4	4	0	0	0
Robbery	10	7	3	0	0
Aggravated Assault	8	5	3	0	0
Burglary-Breaking or Entering	10	10	0	0	0
Larceny-Theft (Except Motor Vehicle Theft)	11	10	1	0	0
Motor Vehicle Theft	1	1	0	0	0
Other Assaults (Return A-5e)	29	24	5	0	0
Arson	2	2	0	0	0
Fraud	2	2	0	0	0
Stolen Property: Buying, Receiving, Possessing	5	2	3	0	0
Vandalism	19	15	4	0	0
Weapons: Carrying, Possessing, etc.	1	1	0	0	0
Sale/Manufacturing: Opium or Cocaine	2	2	0	0	0
Sale/Manufacturing: Marijuana	1	1	0	0	0
Possession: Opium or Cocaine	3	2	1	0	0
Possession: Marijuana	15	9	6	0	0
Liquor Laws	1	1	0	0	0

Uniform Crime Report 2003

Arrest Data - under 18 years of age

Listed by Jurisdiction

	Total	White	Black	Am. Indian or Alaskan Native	Asian or Pacific Islander
Disorderly Conduct	32	24	7	0	1
All Other Offenses (Except Traffic)	55	44	11	0	0
Run-Aways	1	1	0	0	0
TOTAL ARRESTS FOR CENTRAL FALLS	212	167	44	0	1
CHARLESTOWN					
Larceny-Theft (Except Motor Vehicle Theft)	1	1	0	0	0
Other Assaults (Return A-5e)	2	2	0	0	0
Vandalism	1	1	0	0	0
Weapons: Carrying, Possessing, etc.	3	3	0	0	0
Sale/Manufacturing: Marijuana	9	9	0	0	0
Possession: Marijuana	4	4	0	0	0
Possession: Other Dang Non-Narcotic Drugs	1	1	0	0	0
Offenses Against Family and Children	1	1	0	0	0
Liquor Laws	8	8	0	0	0
All Other Offenses (Except Traffic)	9	7	1	1	0
TOTAL ARRESTS FOR CHARLESTOWN	39	37	1	1	0
COVENTRY					
Aggravated Assault	4	4	0	0	0
Burglary-Breaking or Entering	22	22	0	0	0
Larceny-Theft (Except Motor Vehicle Theft)	39	38	1	0	0
Motor Vehicle Theft	3	3	0	0	0
Other Assaults (Return A-5e)	62	52	10	0	0
Forgery and Counterfeiting	2	2	0	0	0
Fraud	1	1	0	0	0
Embezzlement	2	2	0	0	0
Stolen Property: Buying, Receiving, Possessing	8	8	0	0	0
Vandalism	16	16	0	0	0
Weapons: Carrying, Possessing, etc.	4	4	0	0	0
Sale/Manufacturing: Marijuana	2	2	0	0	0
Possession: Marijuana	32	31	1	0	0
Offenses Against Family and Children	11	11	0	0	0
Liquor Laws	1	1	0	0	0
Disorderly Conduct	41	35	6	0	0
All Other Offenses (Except Traffic)	35	35	0	0	0
Run-Aways	9	9	0	0	0
TOTAL ARRESTS FOR COVENTRY	294	276	18	0	0

Uniform Crime Report 2003

Arrest Data - under 18 years of age

Listed by Jurisdiction

	Total	White	Black	Am. Indian or Alaskan Native	Asian or Pacific Islander
CRANSTON					
Forcible Rape	4	4	0	0	0
Robbery	8	5	3	0	0
Aggravated Assault	20	16	4	0	0
Burglary-Breaking or Entering	24	23	1	0	0
Larceny-Theft (Except Motor Vehicle Theft)	133	95	28	1	9
Motor Vehicle Theft	5	3	0	0	2
Other Assaults (Return A-5e)	39	29	9	0	1
Fraud	2	2	0	0	0
Embezzlement	2	1	1	0	0
Stolen Property: Buying, Receiving, Possessing	12	7	5	0	0
Vandalism	57	49	7	0	1
Weapons: Carrying, Possessing, etc.	25	23	1	0	1
Sale/Manufacturing: Opium or Cocaine	3	2	1	0	0
Sale/Manufacturing: Marijuana	5	5	0	0	0
Possession: Opium or Cocaine	1	1	0	0	0
Possession: Marijuana	21	21	0	0	0
Possession: Other Dang Non-Narcotic Drugs	1	1	0	0	0
Offenses Against Family and Children	1	0	1	0	0
Driving Under the Influence	1	1	0	0	0
Liquor Laws	3	2	1	0	0
Disorderly Conduct	61	49	11	1	0
All Other Offenses (Except Traffic)	50	32	15	0	3
Suspicion	8	8	0	0	0
TOTAL ARRESTS FOR CRANSTON	486	379	88	2	17
CUMBERLAND					
Aggravated Assault	4	4	0	0	0
Burglary-Breaking or Entering	6	5	1	0	0
Larceny-Theft (Except Motor Vehicle Theft)	20	18	2	0	0
Other Assaults (Return A-5e)	22	19	3	0	0
Embezzlement	1	1	0	0	0
Stolen Property: Buying, Receiving, Possessing	3	2	1	0	0
Vandalism	25	22	3	0	0
Weapons: Carrying, Possessing, etc.	3	3	0	0	0
Sex Offenses (Except Forcible)	2	2	0	0	0
Sale/Manufacturing: Marijuana	1	1	0	0	0
Possession: Marijuana	13	12	1	0	0
Liquor Laws	13	13	0	0	0

Uniform Crime Report 2003

Arrest Data - under 18 years of age

Listed by Jurisdiction

	Total	White	Black	Am. Indian or Alaskan Native	Asian or Pacific Islander
Disorderly Conduct	24	24	0	0	0
All Other Offenses (Except Traffic)	49	44	5	0	0
Run-Aways	8	7	1	0	0
TOTAL ARRESTS FOR CUMBERLAND	194	177	17	0	0
DEM					
Arson	1	1	0	0	0
Vandalism	2	2	0	0	0
All Other Offenses (Except Traffic)	2	2	0	0	0
TOTAL ARRESTS FOR DEM	5	5	0	0	0
EAST GREENWICH					
Larceny-Theft (Except Motor Vehicle Theft)	5	4	1	0	0
Other Assaults (Return A-5e)	5	5	0	0	0
Vandalism	1	1	0	0	0
Possession: Marijuana	3	3	0	0	0
Offenses Against Family and Children	1	1	0	0	0
Driving Under the Influence	1	1	0	0	0
Liquor Laws	5	5	0	0	0
Drunkenness	1	1	0	0	0
Disorderly Conduct	3	3	0	0	0
All Other Offenses (Except Traffic)	29	29	0	0	0
TOTAL ARRESTS FOR EAST GREENWICH	54	53	1	0	0
EAST PROVIDENCE					
Forcible Rape	5	3	2	0	0
Robbery	10	7	3	0	0
Aggravated Assault	13	8	5	0	0
Burglary-Breaking or Entering	18	13	5	0	0
Larceny-Theft (Except Motor Vehicle Theft)	61	35	23	0	3
Motor Vehicle Theft	6	5	1	0	0
Other Assaults (Return A-5e)	37	20	15	2	0
Arson	4	4	0	0	0
Fraud	1	0	1	0	0
Embezzlement	3	1	2	0	0
Stolen Property: Buying, Receiving, Possessing	5	2	3	0	0
Vandalism	29	24	4	1	0
Weapons: Carrying, Possessing, etc.	5	5	0	0	0
Sex Offenses (Except Forcible	1	1	0	0	0
Sale/Manufacturing: Opium or Cocaine	1	1	0	0	0

Uniform Crime Report 2003

Arrest Data - under 18 years of age

Listed by Jurisdiction

	Total	White	Black	Am. Indian or Alaskan Native	Asian or Pacific Islander
Sale/Manufacturing: Marijuana	2	2	0	0	0
Possession: Opium or Cocaine	3	1	2	0	0
Possession: Marijuana	22	19	3	0	0
Offenses Against Family and Children	54	40	13	0	1
Liquor Laws	3	3	0	0	0
Disorderly Conduct	5	4	1	0	0
All Other Offenses (Except Traffic)	48	34	10	1	3
Run-Aways	3	2	1	0	0
TOTAL ARRESTS FOR EAST PROVIDENCE	339	234	94	4	7
FOSTER					
Aggravated Assault	1	1	0	0	0
Vandalism	4	4	0	0	0
Possession: Marijuana	2	2	0	0	0
Offenses Against Family and Children	4	4	0	0	0
Liquor Laws	1	1	0	0	0
Disorderly Conduct	8	8	0	0	0
All Other Offenses (Except Traffic)	3	3	0	0	0
Run-Aways	2	2	0	0	0
TOTAL ARRESTS FOR FOSTER	25	25	0	0	0
GLOCESTER					
Forcible Rape	1	1	0	0	0
Burglary-Breaking or Entering	8	8	0	0	0
Larceny-Theft (Except Motor Vehicle Theft)	6	6	0	0	0
Motor Vehicle Theft	3	2	1	0	0
Other Assaults (Return A-5e)	5	5	0	0	0
Arson	4	4	0	0	0
Vandalism	5	5	0	0	0
Weapons: Carrying, Possessing, etc.	3	3	0	0	0
Sex Offenses (Except Forcible	1	1	0	0	0
Sale/Manufacturing: Other Dang Non-Narcotic	3	3	0	0	0
Possession: Marijuana	13	13	0	0	0
Possession: Other Dang Non-Narcotic Drugs	1	1	0	0	0
Driving Under the Influence	1	1	0	0	0
Liquor Laws	11	11	0	0	0
Disorderly Conduct	5	5	0	0	0
All Other Offenses (Except Traffic)	96	95	1	0	0
TOTAL ARRESTS FOR GLOCESTER	166	164	2	0	0

Uniform Crime Report 2003

Arrest Data - under 18 years of age

Listed by Jurisdiction

	Total	White	Black	Am. Indian or Alaskan Native	Asian or Pacific Islander
HOPKINTON					
Aggravated Assault	1	1	0	0	0
Burglary-Breaking or Entering	1	1	0	0	0
Larceny-Theft (Except Motor Vehicle Theft)	3	3	0	0	0
Motor Vehicle Theft	1	1	0	0	0
Other Assaults (Return A-5e)	6	5	1	0	0
Arson	4	4	0	0	0
Forgery and Counterfeiting	2	2	0	0	0
Stolen Property: Buying, Receiving, Possessing	1	1	0	0	0
Vandalism	8	8	0	0	0
Weapons: Carrying, Possessing, etc.	3	3	0	0	0
Possession: Marijuana	5	5	0	0	0
Liquor Laws	2	2	0	0	0
Disorderly Conduct	4	4	0	0	0
All Other Offenses (Except Traffic)	21	21	0	0	0
Run-Aways	2	2	0	0	0
TOTAL ARRESTS FOR HOPKINTON	64	63	1	0	0
JAMESTOWN					
Larceny-Theft (Except Motor Vehicle Theft)	4	4	0	0	0
Other Assaults (Return A-5e)	4	4	0	0	0
Vandalism	2	2	0	0	0
Possession: Marijuana	6	6	0	0	0
Offenses Against Family and Children	1	1	0	0	0
Driving Under the Influence	1	1	0	0	0
Liquor Laws	1	1	0	0	0
Disorderly Conduct	2	2	0	0	0
All Other Offenses (Except Traffic)	3	3	0	0	0
TOTAL ARRESTS FOR JAMESTOWN	24	24	0	0	0
JOHNSTON					
Forcible Rape	1	1	0	0	0
Robbery	1	1	0	0	0
Aggravated Assault	6	6	0	0	0
Burglary-Breaking or Entering	6	4	2	0	0
Larceny-Theft (Except Motor Vehicle Theft)	18	17	1	0	0
Other Assaults (Return A-5e)	47	46	0	0	1
Arson	4	4	0	0	0

Uniform Crime Report 2003

Arrest Data - under 18 years of age

Listed by Jurisdiction

	Total	White	Black	Am. Indian or Alaskan Native	Asian or Pacific Islander
Stolen Property: Buying, Receiving, Possessing	7	6	1	0	0
Vandalism	29	29	0	0	0
Sale/Manufacturing: Marijuana	2	2	0	0	0
Possession: Marijuana	7	6	1	0	0
Offenses Against Family and Children	1	1	0	0	0
Disorderly Conduct	24	23	1	0	0
All Other Offenses (Except Traffic)	13	11	2	0	0
Run-Aways	9	8	1	0	0
TOTAL ARRESTS FOR JOHNSTON	175	165	9	0	1
LINCOLN					
Robbery	1	1	0	0	0
Burglary-Breaking or Entering	3	3	0	0	0
Larceny-Theft (Except Motor Vehicle Theft)	25	22	1	0	2
Other Assaults (Return A-5e)	29	17	10	0	2
Arson	1	1	0	0	0
Stolen Property: Buying, Receiving, Possessing	4	4	0	0	0
Vandalism	28	25	2	0	1
Weapons: Carrying, Possessing, etc.	3	3	0	0	0
Possession: Marijuana	14	13	1	0	0
Driving Under the Influence	1	1	0	0	0
Liquor Laws	6	6	0	0	0
Disorderly Conduct	13	12	1	0	0
All Other Offenses (Except Traffic)	16	14	2	0	0
Run-Aways	6	5	1	0	0
TOTAL ARRESTS FOR LINCOLN	150	127	18	0	5
LITTLE COMPTON					
Burglary-Breaking or Entering	2	2	0	0	0
Other Assaults (Return A-5e)	1	1	0	0	0
Possession: Marijuana	5	5	0	0	0
Liquor Laws	3	3	0	0	0
All Other Offenses (Except Traffic)	3	3	0	0	0
TOTAL ARRESTS FOR LITTLE COMPTON	14	14	0	0	0
MIDDLETOWN					
Robbery	1	0	0	0	1
Aggravated Assault	1	1	0	0	0
Burglary-Breaking or Entering	3	2	1	0	0
Larceny-Theft (Except Motor Vehicle Theft)	17	12	5	0	0

Uniform Crime Report 2003

Arrest Data - under 18 years of age

Listed by Jurisdiction

	Total	White	Black	Am. Indian or Alaskan Native	Asian or Pacific Islander
Other Assaults (Return A-5e)	25	18	7	0	0
Vandalism	3	3	0	0	0
Weapons: Carrying, Possessing, etc.	1	0	1	0	0
Sex Offenses (Except Forcible	2	1	1	0	0
Sale/Manufacturing: Marijuana	3	3	0	0	0
Possession: Marijuana	6	6	0	0	0
Offenses Against Family and Children	3	1	2	0	0
Driving Under the Influence	1	1	0	0	0
Liquor Laws	1	1	0	0	0
Disorderly Conduct	6	3	3	0	0
All Other Offenses (Except Traffic)	37	34	3	0	0
Run-Aways	1	1	0	0	0
TOTAL ARRESTS FOR MIDDLETOWN	111	87	23	0	1
NARRAGANSETT					
Larceny-Theft (Except Motor Vehicle Theft)	7	7	0	0	0
Other Assaults (Return A-5e)	11	9	2	0	0
Stolen Property: Buying, Receiving, Possessing	4	4	0	0	0
Vandalism	3	3	0	0	0
Weapons: Carrying, Possessing, etc.	2	2	0	0	0
Possession: Marijuana	9	7	2	0	0
Offenses Against Family and Children	4	4	0	0	0
Liquor Laws	3	3	0	0	0
Disorderly Conduct	11	9	2	0	0
All Other Offenses (Except Traffic)	8	8	0	0	0
TOTAL ARRESTS FOR NARRAGANSETT	62	56	6	0	0
NEW SHOREHAM					
Larceny-Theft (Except Motor Vehicle Theft)	5	5	0	0	0
Liquor Laws	3	3	0	0	0
TOTAL ARRESTS FOR NEW SHOREHAM	8	8	0	0	0
NEWPORT					
Forcible Rape	2	1	1	0	0
Robbery	4	2	2	0	0
Aggravated Assault	12	6	5	1	0
Burglary-Breaking or Entering	19	13	6	0	0
Larceny-Theft (Except Motor Vehicle Theft)	48	25	23	0	0
Motor Vehicle Theft	7	1	3	1	2
Other Assaults (Return A-5e)	74	41	31	2	0

Uniform Crime Report 2003

Arrest Data - under 18 years of age

Listed by Jurisdiction

	Total	White	Black	Am. Indian or Alaskan Native	Asian or Pacific Islander
Embezzlement	1	1	0	0	0
Stolen Property: Buying, Receiving, Possessing	3	0	3	0	0
Vandalism	35	18	17	0	0
Weapons: Carrying, Possessing, etc.	11	5	6	0	0
Sex Offenses (Except Forcible	2	1	1	0	0
Sale/Manufacturing: Marijuana	5	3	2	0	0
Possession: Opium or Cocaine	2	1	1	0	0
Possession: Marijuana	18	10	7	1	0
Driving Under the Influence	1	1	0	0	0
Liquor Laws	4	4	0	0	0
Disorderly Conduct	19	8	10	1	0
All Other Offenses (Except Traffic)	53	24	28	1	0
Run-Aways	18	10	8	0	0
TOTAL ARRESTS FOR NEWPORT	338	175	154	7	2
NORTH KINGSTOWN					
Aggravated Assault	2	2	0	0	0
Burglary-Breaking or Entering	8	8	0	0	0
Larceny-Theft (Except Motor Vehicle Theft)	35	32	3	0	0
Motor Vehicle Theft	3	3	0	0	0
Other Assaults (Return A-5e)	27	22	3	0	2
Arson	3	3	0	0	0
Stolen Property: Buying, Receiving, Possessing	3	2	1	0	0
Vandalism	15	12	3	0	0
Weapons: Carrying, Possessing, etc.	1	1	0	0	0
Sex Offenses (Except Forcible	1	1	0	0	0
Sale/Manufacturing: Marijuana	3	3	0	0	0
Sale/Manufacturing: Synthetic Narcotics	3	3	0	0	0
Possession: Marijuana	2	2	0	0	0
Possession: Other Dang Non-Narcotic Drugs	2	2	0	0	0
Driving Under the Influence	3	3	0	0	0
Liquor Laws	1	1	0	0	0
Disorderly Conduct	6	4	2	0	0
All Other Offenses (Except Traffic)	22	18	2	1	1
Run-Aways	3	3	0	0	0
TOTAL ARRESTS FOR NORTH KINGSTOWN	143	125	14	1	3
NORTH PROVIDENCE					
Robbery	7	6	1	0	0
Aggravated Assault	11	7	4	0	0

Uniform Crime Report 2003

Arrest Data - under 18 years of age

Listed by Jurisdiction

	Total	White	Black	Am. Indian or Alaskan Native	Asian or Pacific Islander
Burglary-Breaking or Entering	11	11	0	0	0
Larceny-Theft (Except Motor Vehicle Theft)	25	13	12	0	0
Motor Vehicle Theft	3	2	1	0	0
Other Assaults (Return A-5e)	24	19	4	0	1
Arson	1	1	0	0	0
Forgery and Counterfeiting	3	1	2	0	0
Vandalism	5	3	2	0	0
Weapons: Carrying, Possessing, etc.	4	4	0	0	0
Possession: Marijuana	10	9	1	0	0
Offenses Against Family and Children	6	3	3	0	0
Liquor Laws	2	2	0	0	0
Disorderly Conduct	31	29	2	0	0
All Other Offenses (Except Traffic)	39	30	9	0	0
Curfew and Loitering Law Violations	1	1	0	0	0
TOTAL ARRESTS FOR NORTH PROVIDENCE	183	141	41	0	1
NORTH SMITHFIELD					
Aggravated Assault	2	2	0	0	0
Burglary-Breaking or Entering	1	1	0	0	0
Larceny-Theft (Except Motor Vehicle Theft)	13	13	0	0	0
Other Assaults (Return A-5e)	6	4	2	0	0
Stolen Property: Buying, Receiving, Possessing	2	2	0	0	0
Vandalism	12	12	0	0	0
Sale/Manufacturing: Marijuana	4	4	0	0	0
Sale/Manufacturing: Other Dang Non-Narcotic	1	1	0	0	0
Possession: Marijuana	7	7	0	0	0
Disorderly Conduct	3	3	0	0	0
All Other Offenses (Except Traffic)	26	25	1	0	0
TOTAL ARRESTS FOR NORTH SMITHFIELD	77	74	3	0	0
PAWTUCKET					
Murder and Nonnegligent Manslaughter	1	1	0	0	0
Forcible Rape	13	5	8	0	0
Robbery	4	2	2	0	0
Aggravated Assault	32	17	15	0	0
Burglary-Breaking or Entering	22	17	5	0	0
Larceny-Theft (Except Motor Vehicle Theft)	61	41	20	0	0
Motor Vehicle Theft	6	2	4	0	0

Uniform Crime Report 2003

Arrest Data - under 18 years of age

Listed by Jurisdiction

	Total	White	Black	Am. Indian or Alaskan Native	Asian or Pacific Islander
Other Assaults (Return A-5e)	117	81	36	0	0
Arson	5	1	4	0	0
Forgery and Counterfeiting	3	1	2	0	0
Embezzlement	1	1	0	0	0
Vandalism	74	56	18	0	0
Weapons: Carrying, Possessing, etc.	15	10	5	0	0
Sex Offenses (Except Forcible	2	2	0	0	0
Sale/Manufacturing: Opium or Cocaine	3	2	1	0	0
Sale/Manufacturing: Marijuana	2	2	0	0	0
Possession: Opium or Cocaine	5	4	1	0	0
Possession: Marijuana	42	22	20	0	0
Possession: Other Dang Non-Narcotic Drugs	2	1	1	0	0
Offenses Against Family and Children	39	29	9	1	0
Liquor Laws	4	2	2	0	0
Disorderly Conduct	74	45	28	0	1
All Other Offenses (Except Traffic)	188	117	69	1	1
Curfew and Loitering Law Violations	36	23	13	0	0
Run-Aways	3	2	1	0	0
TOTAL ARRESTS FOR PAWTUCKET	754	486	264	2	2
PORTSMOUTH					
Forcible Rape	2	2	0	0	0
Robbery	2	2	0	0	0
Aggravated Assault	4	3	1	0	0
Burglary-Breaking or Entering	6	6	0	0	0
Larceny-Theft (Except Motor Vehicle Theft)	9	6	2	0	1
Motor Vehicle Theft	3	3	0	0	0
Other Assaults (Return A-5e)	39	27	12	0	0
Fraud	1	1	0	0	0
Stolen Property: Buying, Receiving, Possessing	2	1	1	0	0
Vandalism	15	13	2	0	0
Weapons: Carrying, Possessing, etc.	5	5	0	0	0
Sex Offenses (Except Forcible	1	1	0	0	0
Possession: Marijuana	16	16	0	0	0
Offenses Against Family and Children	15	14	1	0	0
Liquor Laws	5	5	0	0	0
Disorderly Conduct	3	3	0	0	0

Uniform Crime Report 2003

Arrest Data - under 18 years of age

Listed by Jurisdiction

	Total	White	Black	Am. Indian or Alaskan Native	Asian or Pacific Islander
All Other Offenses (Except Traffic)	58	49	9	0	0
Run-Aways	136	89	46	0	1
TOTAL ARRESTS FOR PORTSMOUTH	322	246	74	0	2
PROVIDENCE					
Murder and Nonnegligent Manslaughter	1	0	1	0	0
Manslaughter by Negligence	1	0	1	0	0
Forcible Rape	2	1	1	0	0
Robbery	12	6	6	0	0
Aggravated Assault	37	10	20	1	6
Burglary-Breaking or Entering	17	3	13	0	1
Larceny-Theft (Except Motor Vehicle Theft)	87	60	20	0	7
Motor Vehicle Theft	62	28	25	0	9
Other Assaults (Return A-5e)	163	75	85	0	3
Arson	2	2	0	0	0
Forgery and Counterfeiting	1	0	1	0	0
Fraud	1	1	0	0	0
Stolen Property: Buying, Receiving, Possessing	9	5	4	0	0
Vandalism	51	32	18	0	1
Weapons: Carrying, Possessing, etc.	47	27	17	1	2
Prostitution and Commercialized Vice	1	0	1	0	0
Sex Offenses (Except Forcible	2	1	1	0	0
Sale/Manufacturing: Opium or Cocaine	21	6	13	0	2
Sale/Manufacturing: Marijuana	6	2	4	0	0
Possession: Opium or Cocaine	39	16	23	0	0
Possession: Marijuana	45	32	12	0	1
Offenses Against Family and Children	34	15	12	0	7
Liquor Laws	1	0	1	0	0
Disorderly Conduct	154	65	78	2	9
All Other Offenses (Except Traffic)	179	91	82	1	5
Suspicion	1	1	0	0	0
Curfew and Loitering Law Violations	2	1	0	0	1
Run-Aways	1	1	0	0	0
TOTAL ARRESTS FOR PROVIDENCE	979	481	439	5	54
RICHMOND					
Forcible Rape	1	1	0	0	0
Robbery	2	2	0	0	0
Larceny-Theft (Except Motor Vehicle Theft)	6	6	0	0	0
Other Assaults (Return A-5e)	18	17	1	0	0

Uniform Crime Report 2003

Arrest Data - under 18 years of age

Listed by Jurisdiction

	Total	White	Black	Am. Indian or Alaskan Native	Asian or Pacific Islander
Vandalism	8	8	0	0	0
Weapons: Carrying, Possessing, etc.	1	1	0	0	0
Sale/Manufacturing: Marijuana	1	1	0	0	0
Possession: Marijuana	13	13	0	0	0
Liquor Laws	1	1	0	0	0
Disorderly Conduct	34	33	0	1	0
All Other Offenses (Except Traffic)	1	1	0	0	0
TOTAL ARRESTS FOR RICHMOND	86	84	1	1	0
SCITUATE					
Aggravated Assault	1	1	0	0	0
Larceny-Theft (Except Motor Vehicle Theft)	4	4	0	0	0
Other Assaults (Return A-5e)	4	4	0	0	0
Arson	1	1	0	0	0
Vandalism	5	5	0	0	0
Weapons: Carrying, Possessing, etc.	1	1	0	0	0
Sale/Manufacturing: Marijuana	1	1	0	0	0
Possession: Marijuana	6	6	0	0	0
Possession: Other Dang Non-Narcotic Drugs	1	1	0	0	0
Offenses Against Family and Children	2	2	0	0	0
Disorderly Conduct	2	2	0	0	0
All Other Offenses (Except Traffic)	1	1	0	0	0
TOTAL ARRESTS FOR SCITUATE	29	29	0	0	0
SMITHFIELD					
Aggravated Assault	1	1	0	0	0
Burglary-Breaking or Entering	1	1	0	0	0
Larceny-Theft (Except Motor Vehicle Theft)	28	26	1	0	1
Motor Vehicle Theft	3	3	0	0	0
Other Assaults (Return A-5e)	10	8	2	0	0
Arson	6	6	0	0	0
Vandalism	15	12	3	0	0
Weapons: Carrying, Possessing, etc.	2	2	0	0	0
Sale/Manufacturing: Opium or Cocaine	1	1	0	0	0
Possession: Opium or Cocaine	1	1	0	0	0
Possession: Marijuana	6	5	0	0	1
Liquor Laws	3	3	0	0	0
Disorderly Conduct	7	7	0	0	0
All Other Offenses (Except Traffic)	19	17	2	0	0
TOTAL ARRESTS FOR SMITHFIELD	103	93	8	0	2

Uniform Crime Report 2003

Arrest Data - under 18 years of age

Listed by Jurisdiction

	Total	White	Black	Am. Indian or Alaskan Native	Asian or Pacific Islander
SOUTH KINGSTOWN					
Robbery	3	2	1	0	0
Aggravated Assault	6	2	4	0	0
Larceny-Theft (Except Motor Vehicle Theft)	11	6	5	0	0
Other Assaults (Return A-5e)	24	14	10	0	0
Stolen Property: Buying, Receiving, Possessing	1	1	0	0	0
Vandalism	11	7	4	0	0
Sale/Manufacturing: Marijuana	2	2	0	0	0
Possession: Marijuana	6	4	1	0	1
Driving Under the Influence	1	1	0	0	0
Liquor Laws	1	1	0	0	0
Disorderly Conduct	11	6	5	0	0
All Other Offenses (Except Traffic)	10	6	3	1	0
TOTAL ARRESTS FOR SOUTH KINGSTOWN	87	52	33	1	1
SP CHEPACHET					
Larceny-Theft (Except Motor Vehicle Theft)	2	2	0	0	0
Other Assaults (Return A-5e)	15	14	1	0	0
Driving Under the Influence	1	1	0	0	0
Disorderly Conduct	1	1	0	0	0
All Other Offenses (Except Traffic)	2	2	0	0	0
TOTAL ARRESTS FOR SP CHEPACHET	21	20	1	0	0
SP HEADQUARTERS					
Forcible Rape	1	1	0	0	0
Other Assaults (Return A-5e)	5	3	2	0	0
Stolen Property: Buying, Receiving, Possessing	1	0	1	0	0
Vandalism	1	0	1	0	0
Weapons: Carrying, Possessing, etc.	1	1	0	0	0
Sex Offenses (Except Forcible)	1	1	0	0	0
All Other Offenses (Except Traffic)	19	14	3	0	2
TOTAL ARRESTS FOR SP HEADQUARTERS	29	20	7	0	2
SP HOPE VALLEY					
Forcible Rape	1	1	0	0	0
Aggravated Assault	2	2	0	0	0
Burglary-Breaking or Entering	5	5	0	0	0
Larceny-Theft (Except Motor Vehicle Theft)	2	1	1	0	0
Other Assaults (Return A-5e)	16	14	2	0	0

Uniform Crime Report 2003

Arrest Data - under 18 years of age

Listed by Jurisdiction

	Total	White	Black	Am. Indian or Alaskan Native	Asian or Pacific Islander
Fraud	1	1	0	0	0
Stolen Property: Buying, Receiving, Possessing	1	1	0	0	0
Vandalism	7	6	1	0	0
Sex Offenses (Except Forcible	1	0	1	0	0
Possession: Marijuana	3	3	0	0	0
Disorderly Conduct	1	1	0	0	0
All Other Offenses (Except Traffic)	19	18	0	1	0
Run-Aways	2	0	2	0	0
TOTAL ARRESTS FOR SP HOPE VALLEY	61	53	7	1	0
SP LINCOLN					
Larceny-Theft (Except Motor Vehicle Theft)	3	2	1	0	0
Other Assaults (Return A-5e)	2	2	0	0	0
Stolen Property: Buying, Receiving, Possessing	3	0	3	0	0
Vandalism	3	1	1	0	1
Possession: Opium or Cocaine	1	0	1	0	0
Possession: Marijuana	2	1	1	0	0
Driving Under the Influence	1	1	0	0	0
Disorderly Conduct	1	1	0	0	0
All Other Offenses (Except Traffic)	6	3	3	0	0
TOTAL ARRESTS FOR SP LINCOLN	22	11	10	0	1
SP PORTSMOUTH					
Larceny-Theft (Except Motor Vehicle Theft)	1	1	0	0	0
Disorderly Conduct	1	1	0	0	0
All Other Offenses (Except Traffic)	2	2	0	0	0
TOTAL ARRESTS FOR SP PORTSMOUTH	4	4	0	0	0
SP WICKFORD					
Robbery	1	0	1	0	0
Sale/Manufacturing: Marijuana	1	1	0	0	0
Possession: Other Dang Non-Narcotic Drugs	1	1	0	0	0
Disorderly Conduct	1	1	0	0	0
All Other Offenses (Except Traffic)	5	4	1	0	0
TOTAL ARRESTS FOR SP WICKFORD	9	7	2	0	0
TIVERTON					
Forcible Rape	2	2	0	0	0
Aggravated Assault	2	1	1	0	0
Burglary-Breaking or Entering	2	2	0	0	0
Larceny-Theft (Except Motor Vehicle Theft)	1	1	0	0	0

Uniform Crime Report 2003

Arrest Data - under 18 years of age

Listed by Jurisdiction

	Total	White	Black	Am. Indian or Alaskan Native	Asian or Pacific Islander
Other Assaults (Return A-5e)	11	11	0	0	0
Arson	3	3	0	0	0
Stolen Property: Buying, Receiving, Possessing	1	1	0	0	0
Vandalism	10	10	0	0	0
Weapons: Carrying, Possessing, etc.	2	2	0	0	0
Possession: Marijuana	4	4	0	0	0
Possession: Other Dang Non-Narcotic Drugs	1	1	0	0	0
Offenses Against Family and Children	4	4	0	0	0
Driving Under the Influence	1	1	0	0	0
Liquor Laws	5	5	0	0	0
Disorderly Conduct	8	8	0	0	0
All Other Offenses (Except Traffic)	14	13	1	0	0
Run-Aways	4	4	0	0	0
TOTAL ARRESTS FOR TIVERTON	75	73	2	0	0
URI					
Burglary-Breaking or Entering	1	1	0	0	0
TOTAL ARRESTS FOR URI	1	1	0	0	0
WARREN					
Aggravated Assault	3	2	1	0	0
Larceny-Theft (Except Motor Vehicle Theft)	8	8	0	0	0
Motor Vehicle Theft	3	3	0	0	0
Other Assaults (Return A-5e)	9	9	0	0	0
Vandalism	8	8	0	0	0
Weapons: Carrying, Possessing, etc.	2	2	0	0	0
Possession: Marijuana	2	2	0	0	0
Possession: Other Dang Non-Narcotic Drugs	1	1	0	0	0
Liquor Laws	2	2	0	0	0
Disorderly Conduct	6	6	0	0	0
All Other Offenses (Except Traffic)	31	31	0	0	0
TOTAL ARRESTS FOR WARREN	75	74	1	0	0
WARWICK					
Forcible Rape	4	4	0	0	0
Robbery	2	2	0	0	0
Aggravated Assault	14	12	2	0	0
Burglary-Breaking or Entering	19	19	0	0	0
Larceny-Theft (Except Motor Vehicle Theft)	307	250	47	0	10
Motor Vehicle Theft	8	8	0	0	0

Uniform Crime Report 2003

Arrest Data - under 18 years of age

Listed by Jurisdiction

	Total	White	Black	Am. Indian or Alaskan Native	Asian or Pacific Islander
Other Assaults (Return A-5e)	75	66	9	0	0
Arson	1	1	0	0	0
Forgery and Counterfeiting	2	2	0	0	0
Fraud	1	1	0	0	0
Embezzlement	2	2	0	0	0
Stolen Property: Buying, Receiving, Possessing	7	4	3	0	0
Vandalism	50	49	1	0	0
Weapons: Carrying, Possessing, etc.	7	5	2	0	0
Sex Offenses (Except Forcible	1	1	0	0	0
Sale/Manufacturing: Marijuana	1	1	0	0	0
Sale/Manufacturing: Other Dang Non-Narcotic	1	1	0	0	0
Possession: Marijuana	44	44	0	0	0
Possession: Other Dang Non-Narcotic Drugs	2	2	0	0	0
Offenses Against Family and Children	1	1	0	0	0
Driving Under the Influence	5	5	0	0	0
Liquor Laws	21	21	0	0	0
Disorderly Conduct	23	22	1	0	0
All Other Offenses (Except Traffic)	67	57	7	0	3
TOTAL ARRESTS FOR WARWICK	665	580	72	0	13
WEST GREENWICH					
Burglary-Breaking or Entering	6	6	0	0	0
Larceny-Theft (Except Motor Vehicle Theft)	2	2	0	0	0
Motor Vehicle Theft	1	1	0	0	0
Other Assaults (Return A-5e)	3	2	1	0	0
Vandalism	13	13	0	0	0
Weapons: Carrying, Possessing, etc.	3	3	0	0	0
Possession: Marijuana	12	12	0	0	0
Offenses Against Family and Children	1	1	0	0	0
Liquor Laws	1	1	0	0	0
Disorderly Conduct	9	8	1	0	0
All Other Offenses (Except Traffic)	8	7	1	0	0
TOTAL ARRESTS FOR WEST GREENWICH	59	56	3	0	0
WEST WARWICK					
Robbery	4	4	0	0	0
Aggravated Assault	2	2	0	0	0
Burglary-Breaking or Entering	10	10	0	0	0
Larceny-Theft (Except Motor Vehicle Theft)	18	17	1	0	0

Uniform Crime Report 2003

Arrest Data - under 18 years of age

Listed by Jurisdiction

	Total	White	Black	Am. Indian or Alaskan Native	Asian or Pacific Islander
Motor Vehicle Theft	1	1	0	0	0
Other Assaults (Return A-5e)	27	24	3	0	0
Arson	6	6	0	0	0
Embezzlement	1	1	0	0	0
Vandalism	41	41	0	0	0
Weapons: Carrying, Possessing, etc.	7	7	0	0	0
Sex Offenses (Except Forcible	3	3	0	0	0
Sale/Manufacturing: Marijuana	1	1	0	0	0
Possession: Marijuana	10	10	0	0	0
Possession: Other Dang Non-Narcotic Drugs	1	1	0	0	0
Offenses Against Family and Children	1	1	0	0	0
Driving Under the Influence	1	1	0	0	0
Liquor Laws	6	5	1	0	0
Disorderly Conduct	79	76	2	0	1
All Other Offenses (Except Traffic)	37	34	3	0	0
Curfew and Loitering Law Violations	2	1	1	0	0
TOTAL ARRESTS FOR WEST WARWICK	258	246	11	0	1
WESTERLY					
Forcible Rape	2	2	0	0	0
Aggravated Assault	1	0	1	0	0
Burglary-Breaking or Entering	7	7	0	0	0
Larceny-Theft (Except Motor Vehicle Theft)	29	28	1	0	0
Other Assaults (Return A-5e)	16	14	2	0	0
Vandalism	4	4	0	0	0
Weapons: Carrying, Possessing, etc.	5	4	1	0	0
Sale/Manufacturing: Marijuana	3	3	0	0	0
Sale/Manufacturing: Other Dang Non-Narcotic	1	1	0	0	0
Possession: Marijuana	10	10	0	0	0
Liquor Laws	2	2	0	0	0
Disorderly Conduct	9	8	1	0	0
All Other Offenses (Except Traffic)	4	4	0	0	0
TOTAL ARRESTS FOR WESTERLY	93	87	6	0	0
WOONSOCKET					
Forcible Rape	6	6	0	0	0
Aggravated Assault	18	10	5	0	3
Burglary-Breaking or Entering	20	18	2	0	0
Larceny-Theft (Except Motor Vehicle Theft)	57	43	10	0	4

Uniform Crime Report 2003

Arrest Data - under 18 years of age

Listed by Jurisdiction

	Total	White	Black	Am. Indian or Alaskan Native	Asian or Pacific Islander
Motor Vehicle Theft	1	1	0	0	0
Other Assaults (Return A-5e)	76	48	27	0	1
Arson	2	1	1	0	0
Fraud	1	1	0	0	0
Vandalism	30	18	11	0	1
Weapons: Carrying, Possessing, etc.	10	9	1	0	0
Sex Offenses (Except Forcible	2	1	1	0	0
Sale/Manufacturing: Opium or Cocaine	3	2	1	0	0
Sale/Manufacturing: Marijuana	2	2	0	0	0
Sale/Manufacturing: Synthetic Narcotics	1	1	0	0	0
Possession: Opium or Cocaine	4	2	2	0	0
Possession: Marijuana	21	16	3	0	2
Offenses Against Family and Children	4	3	1	0	0
Liquor Laws	9	9	0	0	0
Disorderly Conduct	105	76	21	0	8
All Other Offenses (Except Traffic)	58	46	10	0	2
TOTAL ARRESTS FOR WOONSOCKET	430	313	96	0	21

Hate Crimes

DEFINITION

Provided By
U.S. Department of Justice
Federal Bureau of Investigation

A hate crime, also known as a bias crime, is a criminal offense committed against a person, property, or society which is motivated, in whole or part, by the offender's bias against a race, religion, disability, sexual orientation, or ethnicity/national origin.

Hate Crimes Listed by Jurisdiction

# of Incidents		# of Incidents	
Barrington	1	New Shoreham	0
Bristol	0	Newport	0
Brown University	25	North Kingstown	0
Burrillville	0	North Providence	0
Central Falls	0	North Smithfield	0
Charlestown	0	Pawtucket	0
Coventry	0	Portsmouth	0
Cranston	0	Providence	10
Cumberland	0	Richmond	1
DEM	0	Scituate	0
East Greenwich	0	Smithfield	1
East Providence	4	South Kingstown	0
Foster	0	State Police	0
Glocester	0	Tiverton	0
Hopkinton	0	URI	1
Jamestown	0	Warren	0
Johnston	1	Warwick	3
Lincoln	0	West Greenwich	0
Little Compton	0	West Warwick	0
Middletown	0	Westerly	0
Narragansett	1	Woonsocket	0
Narragansett Tribal	0	Total	48

Statewide Hate Crimes

OFFENSE	2003	2002	2001	2000	1999	1998	1997	1996	1995	1994	1993
Murder	0	0	0	0	0	0	0	0	0	0	0
Forcible Rape	0	0	0	0	0	0	0	0	1	0	0
Robbery	0	1	1	0	0	1	2	0	0	0	0
Aggravated Assault	4	5	2	4	3	4	0	4	3	1	4
Burglary	0	1	0	1	0	0	1	0	0	1	0
Larceny-Theft	1	1	0	0	1	0	1	0	2	0	1
Motor Vehicle Theft	0	0	0	0	0	0	0	0	0	0	0
Arson	0	0	1	0	0	0	0	0	0	0	1
Simple Assault	5	7	10	5	6	4	7	2	6	3	17
Intimidation	28	13	34	24	27	15	17	15	33	25	28
Destruction/Damage/Vandalism	11	11	17	14	6	8	16	22	12	7	11
TOTAL	49	39	65	48	43	32	44	43	57	37	62

LOCATION OF INCIDENT	2003	2002	2001	2000	1999	1998	1997	1996	1995	1994	1993
Air/Bus/Train Terminal	0	0	1	0	0	0	0	1	0	0	0
Bank/Savings and Loan	0	0	0	0	1	0	1	1	0	0	0
Bar/Night Club	1	0	3	4	2	0	0	0	0	1	0
Church/Synagogue/Temple	1	2	1	1	0	0	3	1	1	1	0
Commercial/Office Building	0	0	1	1	0	0	2	0	2	0	1
Construction Site	0	0	0	1	0	0	0	0	0	1	0
Convenience Store	1	0	3	1	0	1	1	0	1	0	1
Department/Discount Store	1	0	2	0	2	0	0	0	0	0	1
Drug Store/Dr.'s Office/Hospital	0	0	1	0	0	0	0	0	0	0	0
Field/Woods	0	0	0	0	0	0	1	1	0	1	0
Government/Public Building	1	0	0	1	1	1	0	1	1	5	1
Grocery/Supermarket	0	0	0	1	0	0	0	0	2	0	1
Highway/Road/Alley/Street	7	9	10	10	10	7	7	9	10	0	14
Hotel/Motel/etc.	1	0	0	0	0	0	0	0	0	0	0
Jail/Prison	0	0	0	0	0	0	0	0	0	0	0
Lake/Waterway	0	0	0	0	0	0	0	0	0	0	0
Liquor Store	0	0	0	0	0	0	0	0	0	0	0
Parking Lot/Garage	0	2	2	1	0	0	2	2	0	1	1
Rental Storage Facility	0	0	0	0	0	0	0	0	0	0	0
Residence/Home	10	10	19	11	17	13	16	10	11	16	22
Restaurant	0	0	0	2	0	2	0	0	1	1	0
School/College	24	16	19	11	8	7	10	12	18	9	18
Service/Gas Station	0	0	0	0	0	0	0	1	0	1	0
Specialty Store(TV, Fur, etc.)	1	0	2	0	1	0	0	0	1	0	0
Other/Unknown	1	0	2	3	1	0	1	1	9	0	3
TOTAL	49	39	66	48	43	31	44	40	57	37	63

Statewide Hate Crimes

BIAS MOTIVATION	2003	2002	2001	2000	1999	1998	1997	1996	1995	1994	1993
Racial:											
Anti-White	3	6	4	0	3	3	1	4	9	3	8
Anti-Black	7	5	22	18	11	13	17	15	12	12	27
Anti-American Indian/Alaskan Native	0	0	0	1	0	0	0	0	0	0	0
Anti-Asian/Pacific Islander	5	0	3	3	1	1	4	2	3	6	3
Anti-Multi - Racial Group	1	0	1	1	0	0	0	0	1	0	1
Ethnicity/National Origin:											
Anti-Arab	2	0	6	0	1	0	0	0	0	0	0
Anti-Hispanic	0	0	5	3	6	3	0	2	3	0	3
Anti-Other Ethnicity	1	0	1	0	1	1	1	0	0	3	0
Religious:											
Anti-Jewish	2	5	7	5	4	3	7	10	14	10	14
Anti-Catholic	1	1	0	0	0	0	0	0	1	0	0
Anti-Protestant	0	0	0	0	0	0	1	0	0	1	0
Anti-Islamic (Moslem)	1	1	1	0	0	1	0	0	0	0	0
Anti-Other Religion	0	1	0	1	0	2	1	1	0	0	1
Anti-Multi-Religious Group	0	0	0	0	0	2	0	0	0	0	0
Anti-Atheism/Agnosticism	0	0	0	0	0	0	0	0	0	0	0
Sexual Orientation:											
Anti-Male Homosexual (Gay)	15	14	8	13	13	4	8	4	6	2	4
Anti-Female Homosexual (Lesbian)	7	4	2	1	1	0	2	1	3	0	1
Anti-Homosexual (Gay/Lesbian)	1	2	2	1	2	0	1	0	5	0	2
Anti-Heterosexual		0	1	1	0	0	1	0	0	0	0
Disability:											
Anti-Physical Disability	9	0	1	0	0	0	0	1	n/a	n/a	n/a
Anti-Mental Disability	9	0	0	0	0	0	0	0	n/a	n/a	n/a
Gender:											
Anti-Male	0	0	1	0	1	0	0	0	n/a	n/a	n/a
Anti-Female	3	0	0	0	0	1	0	1	n/a	n/a	n/a
TOTAL	49	39	65	48	44	34	44	41	57	37	64

Domestic Violence

Source: The information in this section was provided in full by the Domestic Violence Training and Monitoring Unit, administered by Janice Dubois, Executive Director.

Domestic Violence data is not included in the Preliminary Release Verification Process performed by the Division of State Police, Uniform Crime Reporting Unit. Therefore, the methodology of data verification for domestic violence data will vary.

When domestic violence totals are slightly different from one report to another, it is because reports were run on different days (data changes each day).

DOMESTIC VIOLENCE TRAINING & MONITORING UNIT

The Domestic Violence Training and Monitoring Unit, referred to as the DV Unit, has been funded by the RI Supreme Court since the passage of the 1988 DOMESTIC VIOLENCE PREVENTION ACT (DVPA), Rhode Island's first comprehensive domestic violence criminal legislation.

Historically, the DV Unit has been active in most phases of domestic violence prevention work including policy and planning regarding victim contact, victim advocacy and education, as well as the essential victim/police liaison work. While the DV Unit continues in this work, its major function has become the oversight of the design, distribution, collection, compilation and reporting of data from the mandated DV/SA Police Reporting Forms and the development of the DV/SA Database.

The DV Unit compiles police statistics on the incidence of domestic violence and sexual assault/child molestation calls/cases through the mandated DV/SA Form. It has taken a number of years to get to this point, but with the help of RI Police Departments, RI State Police and the Supreme Court MIS Unit, the DV Unit is able to provide reliable and comprehensive domestic violence and sexual assault/child molestation criminal justice statistics for the State of Rhode Island. This year in recognition of its efforts, Senator Lincoln Chafee, through the Senate Appropriations Committee, granted the DV Unit an award of \$300,000 to operate as a national model for the gathering of domestic violence and sexual assault criminal data.

The DV Unit's web site houses two DV/SA Database Data sets (both anonymous – no direct or indirect identifiers attached to records) allowing researchers/students or other interested parties to access the data. The RI Law Enforcement section includes pertinent RI domestic violence and sexual assault laws, yearly updates on legislative action, and an instructional section on how to fill out the various sections of the DV/SA Form. Ideas from RI Law Enforcement regarding the content for the "Law Enforcement" section of our web site are welcomed. The web address is (www.ri.domesticviolence.org).

The DV Unit is currently staffed with an Executive Director/Administrator, a Senior Management Analyst.

DOMESTIC VIOLENCE -SEXUAL ASSAULT/CHILD MOLESTATION STATISTICS ARE PROVIDED BY:

RI Law Enforcement (on DV/SA Police Reporting Forms) and
Supreme Court BANNER System

REPORT PREPARED BY DOMESTIC VIOLENCE TRAINING and MONITORING UNIT STAFF:

Janice Dubois, Executive Director
Ph #'s: 729-4478, 729-4479, 729-4480, 729-4481
729-4482, 729-4483, 729-4484
Fax #: 729-4485
E-mail: jdubois.@courts.state.ri.us

Senior Management Analyst, Elaine Dorazio

Data Assistants:
Mary Beth Hynes
Beata Bertoldo
Gretchen Bushy
Amaryllis Rivera
Julie Simone
Kathleen White

Homicides/Suicides

Year	# Cases	# Homicides	# Suicides	Total Deaths	Cases w/ dv elements which do not fall under §12-29-5.
2003	3	3	0	5	2
2002	6	5	3	8	2
2001	6	6	1	7	1
2000	3	3	2	5	4
1999	5	7	3	10	1
1998	3	2	2	4	0
1997	3	3	0	3	0
1996	4	7	3	10	0
1995	3	3	1	4	0
1994	8	10	2	12	0
1993	4	5	1	6	0
1992	5	6	0	6	0
1991	3	3	0	3	0
1990	4	4	0	4	0
1989	5	5	0	5	0
1988	1	1	0	1	0
1987	11	9	3	12	0
1986	3	3	1	4	0
1985	2	2	1	3	0
1984	2	2	0	2	0
1983	4	4	0	4	0
1982	0	0	0	0	0
1981	0	0	0	0	0
1980	1	1	0	1	1
Totals for 23 years	89	94	23	119	11

Five Year Comparison

Numbers and elements of cases and incidents are data submitted to the DV T&M Unit by RI PD's & RISP	1999	2000	2001	2002	2003
DOMESTIC VIOLENCE INCIDENTS:					
# Total DV/SA Forms rec'd	7,061	7,789	9,034	8,439	8,139
# DV Arrest Incidents	5,563	5,923	6,544	6,229	5,841
# DV Non-Arrest Incidents	1,459	1,764	2,409	2,084	2,099
# DV Incidents still Under Investigation	39	102	81	126	197
# DV/SA Forms not yet processed into database	NA	NA	NA	50	100
# Dual Arrest Incidents (both parties arrested)	157	106	125	217	129
# Incidents w/ active protective orders	1,121	1,251	1,265	1,342	1,255
# Incidents w/ violations of protective orders	783	795	943	1,030	942
** # DV Homicide Incidents / Deaths	5 cases 9 deaths	3 cases 3 deaths	6 cases 7 deaths	6 cases 8 deaths	3 cases 5 deaths
# Incidents w/ victim stalked	54	52	21	29	25
# Incidents w/ children present	2,696	2,986	3,091	2,781	2,655
# Incidents w/ suspect on probation	1,361	1,371	1,078	957	906
# Incidents w/ weapons involved	1,035	1,174	1,244	1,244	1,144
# Incidents w/ weapons involved/ suspect on probation	233	213	168	136	135
# Incidents where firearms were used to hurt / injure	14	20	25	23	27
# Incidents where firearms were used to threaten	70	83	66	50	74
# Incidents where suspect possessed weapons (not involved in incidents)	383	366	659	642	671
# Incidents where suspect possessed firearms (not involved in incidents)	126	131	164	143	214
# Incidents where suspect possessed weapons (not involved in incidents) / suspect on probation	61	62	79	69	65
# Incidents where suspect possessed firearms (not involved in incidents) / suspect on probation	11	14	14	13	19
# Incidents w/ alcohol-other drugs involved	2,795	2,896	1,993	1,814	1,750
SEXUAL ASSAULT/CHILD MOLESTATION INCIDENTS:					
Total # DV/SA forms rec'd	279	259	406	252	337
# Arrest Incidents	200	158	292	145	141
# Non-Arrest Incidents	53	47	69	38	57
# Incidents still Under Investigation	26	54	45	69	139
# Incidents w/ adult victims	179	168	276	261	268
# Adults reporting own past sexual abuse	14	16	12	12	23
# Incidents w/ child victims	100	91	131	88	69
# Children present	58	45	77	56	57
# Incidents w/ children who witnessed abuse	30	24	39	27	37
# Incidents w/ weapons involved	25	21	36	33	51
# Incidents where weapons were used to hurt / injure	14	12	19	18	27
# Incidents where weapons were used to threaten	11	9	17	15	24
# Incidents w/ firearms involved	3	2	13	5	3
# Incidents where firearms were used to hurt / injure	0	0	6	1	1
# Incidents w/ active protective orders	10	7	9	9	11
# Incidents w/ previous assaults (usually child molestation incidents)	96	83	110	93	88
Above data submitted by RI Law Enforcement to the DV T&M Unit on legislatively mandated DV/SA Forms.					
Weapons and firearms data set up differently this year then in previous years – therefore 2003 data will not correspond to previous years.					
** DV Homicides / a special project done by the DV T&M Unit, RICDV and Silent Witnesses. Data not from DV/SA forms.					

Domestic Violence Arrests, Non-Arrests, Cases Under Investigation

Department	Total DV/SA forms rec'd	Arrests	Non-Arrests	Cases Under Investigation
Barrington	47	33	14	0
Bristol	168	84	83	0
Burrillville	112	99	11	2
Central Falls	199	167	18	14
Charlestown	36	36	0	0
Coventry	194	155	31	7
Cranston	452	386	37	29
Cumberland	134	107	20	7
East Greenwich	32	29	3	0
East Providence	268	256	8	4
Foster	7	7	0	0
Glocester	72	20	50	2
Hopkinton	35	34	0	1
Jamestown	15	15	0	0
Johnston	376	153	217	6
Lincoln	138	55	79	4
Little Compton	16	14	1	1
Middletown	132	56	76	0
Narragansett	125	103	22	0
New Shoreham	4	4	0	0
Newport	413	241	152	20
North Kingstown	236	149	81	6
North Providence	281	197	78	6
North Smithfield	69	42	23	4
Pawtucket	787	605	153	29
Portsmouth	118	45	73	0
Providence	1,674	1,165	495	14
Richmond	21	21	0	0
Scituate	25	21	4	0
Smithfield	150	73	77	0
South Kingstown	142	74	60	8
Tiverton	153	92	61	0
Warren	123	53	67	3
Warwick	415	379	24	12
West Greenwich	19	19	0	0
West Warwick	228	199	23	6
Westerly	151	150	4	0
Woonsocket	470	414	45	11
RISP - Chepachet	2	1	1	0
RISP - Hope Valley	64	57	7	0
RISP - Lincoln	15	12	2	1
RISP - Portsmouth	5	4	1	0
RISP - Headquarters	6	6	0	0
RISP - Wickford	10	9	1	0
Totals	8,139	5,841	2,102	197

Uniform Crime Report 2003

Domestic Violence Arrests /Dual Arrests

Department	Total DV/SA forms rec'd	Arrest Incidents	Dual Arrest Incidents	% Dual Arrests Incidents to Arrest Incidents
Barrington	47	33	3	9.7%
Bristol	168	84	1	1.5%
Burrillville	112	99	3	3.4%
Central Falls	199	167	1	0.7%
Charlestown	36	36	3	8.3%
Coventry	194	155	1	0.7%
Cranston	452	386	11	3.2%
Cumberland	134	107	2	2.0%
East Greenwich	32	29	0	0.0%
East Providence	268	256	9	3.6%
Foster	7	7	0	0.0%
Glocester	72	20	0	0.0%
Hopkinton	35	34	7	22.6%
Jamestown	15	15	1	7.1%
Johnston	376	153	4	2.8%
Lincoln	138	55	0	0.0%
Little Compton	16	14	0	0.0%
Middletown	132	56	1	2.4%
Narragansett	125	103	0	0.0%
New Shoreham	4	4	1	25.0%
Newport	413	241	10	6.1%
North Kingstown	236	149	8	5.5%
North Providence	281	197	4	2.1%
North Smithfield	69	42	2	4.9%
Pawtucket	787	605	8	1.5%
Portsmouth	118	45	1	2.3%
Providence	1,674	1,165	12	1.1%
Richmond	21	21	1	5.3%
Scituate	25	21	0	0.0%
Smithfield	150	73	1	1.6%
South Kingstown	142	74	2	2.9%
Tiverton	153	92	1	1.1%
Warren	123	53	2	3.9%
Warwick	415	379	8	2.2%
West Greenwich	19	19	2	11.1%
West Warwick	228	199	0	0.0%
Westerly	151	150	8	5.6%
Woonsocket	470	414	6	3.1%
RISP - Chepachet	2	1	0	0.0%
RISP - Hope Valley	64	57	4	7.5%
RISP - Lincoln	15	12	1	10.0%
RISP - Portsmouth	5	4	0	0.0%
RISP - HQ	6	6	0	0.0%
RISP - Wickford	10	9	0	0.0%
Totals	8,139	5,841	129	2.5%

Uniform Crime Report 2003

Domestic Violence Arrest / Non-Arrests, Children Present – Saw – Heard

Department	Total DV Forms Rec'd	Children Present	Arrests Children Present	Non-Arrests Children Present	Children		Arrests		Non-Arrests	
					Saw	Heard	Saw	Heard	Saw	Heard
Barrington	47	12	7	5	7	8	5	5	2	3
Bristol	168	47	22	24	38	44	15	21	22	22
Burrillville	112	49	41	7	38	40	32	34	6	6
Central Falls	199	69	58	6	46	53	39	44	4	5
Charlestown	36	11	11	0	11	11	11	11	0	0
Coventry	194	75	66	7	45	57	40	51	5	5
Cranston	452	137	122	8	88	104	78	91	4	6
Cumberland	134	43	34	7	36	38	28	30	6	6
East Greenwich	32	8	7	1	8	7	7	7	1	0
East Providence	268	99	94	3	77	81	73	78	3	2
Foster	7	0	0	0	0	0	0	0	0	0
Glocester	72	24	10	13	18	20	8	7	10	12
Hopkinton	35	15	15	0	10	13	10	13	0	0
Jamestown	15	4	4	0	3	4	3	4	0	0
Johnston	376	130	53	75	95	107	39	45	54	60
Lincoln	138	48	19	29	29	40	13	17	16	23
Little Compton	16	2	1	0	1	1	0	0	0	0
Middletown	132	40	20	20	27	32	11	16	16	16
Narragansett	125	26	22	4	20	22	17	18	3	4
New Shoreham	4	0	0	0	0	0	0	0	0	0
Newport	413	108	82	25	80	85	65	67	15	17
North Kingstown	236	82	51	29	56	69	32	40	24	29
North Providence	281	79	49	29	62	66	35	38	27	28
North Smithfield	69	26	14	12	18	22	10	11	8	11
Pawtucket	787	274	230	38	194	214	164	182	27	28
Portsmouth	118	32	13	19	23	25	9	10	14	15
Providence	1,674	587	440	143	451	467	341	352	107	112
Richmond	21	10	10	0	8	8	8	8	0	0
Scituate	25	10	7	3	5	7	4	4	1	3
Smithfield	150	38	20	18	31	35	17	20	14	15
South Kingstown	142	49	31	16	37	43	22	26	14	15
Tiverton	153	45	24	21	33	38	19	22	14	16
Warren	123	27	12	15	22	26	10	12	12	14
Warwick	415	151	141	7	116	126	108	115	5	7
West Greenwich	19	6	6	0	6	7	6	7	0	0
West Warwick	228	86	79	6	61	71	58	67	3	4
Westerly	151	56	55	1	42	48	41	47	1	1
Woonsocket	470	153	141	10	125	136	113	124	10	10
RISP - Chepachet	2	1	0	1	1	1	0	0	1	1
RISP - Hope Valley	64	24	24	0	20	24	20	24	0	0
RISP - Lincoln	15	2	1	1	2	3	2	2	0	1
RISP - Portsmouth	5	3	3	0	2	2	2	2	0	0
RISP - Headquarters	6	3	3	0	3	1	3	1	0	0
RISP - Wickford	10	2	1	1	2	2	1	1	1	1
Totals	8,139	2,693	2,043	604	1,997	2,208	1,519	1,674	450	498

Uniform Crime Report 2003

Sexual Assault Cases Arrests / Non-Arrests				
Department	Total SA forms rec'd.	Arrests	Non-Arrests	Cases Under Investigation
Barrington	11	3	1	7
Bristol	2	1	1	0
Burrillville	2	1	1	0
Central Falls	20	10	3	7
Charlestown	0	0	0	0
Coventry	18	6	4	8
Cranston	28	13	1	14
Cumberland	7	6	1	0
East Greenwich	1	1	0	0
East Providence	9	3	1	5
Foster	0	0	0	0
Glocester	0	0	0	0
Hopkinton	2	1	0	1
Jamestown	0	0	0	0
Johnston	7	6	1	0
Lincoln	5	5	0	0
Little Compton	1	1	0	0
Middletown	0	0	0	0
Narragansett	4	4	0	0
New Shoreham	1	0	0	1
Newport	41	8	6	27
North Kingstown	7	3	0	4
North Providence	3	1	1	1
North Smithfield	1	1	0	0
Pawtucket	50	11	19	20
Portsmouth	0	0	0	0
Providence	38	16	2	20
Richmond	0	0	0	0
Scituate	0	0	0	0
Smithfield	2	2	0	0
South Kingstown	9	1	3	5
Tiverton	1	1	0	0
Warren	9	4	4	1
Warwick	30	13	5	12
West Greenwich	0	0	0	0
West Warwick	8	4	0	4
Westerly	5	4	1	0
Woonsocket	12	8	2	2
RISP - Chepachet	0	0	0	0
RISP - Hope Valley	3	3	0	0
RISP - Lincoln	0	0	0	0
RISP - Portsmouth	0	0	0	0
RISP - HQ	0	0	0	0
RISP - Wickford	0	0	0	0
Totals	337	141	57	139

Uniform Crime Report 2003

Sexual Assaults / Child Molestation						
Department	Total SA/CH forms rec'd.	SA/CH Arrests	Child Molestation	Child Molestation Arrests	Adults reporting own past abuse	Adults reporting own past abuse Arrests
Barrington	11	3	4	4	4	0
Bristol	2	1	1	1	0	0
Burrillville	2	1	2	2	0	0
Central Falls	20	10	9	9	3	1
Charlestown	0	0	0	0	0	0
Coventry	18	6	6	6	2	0
Cranston	28	13	2	2	4	0
Cumberland	7	6	2	2	1	1
East Greenwich	1	1	0	0	0	0
East Providence	9	3	1	1	0	0
Foster	0	0	0	0	0	0
Glocester	0	0	0	0	0	0
Hopkinton	2	1	1	1	1	0
Jamestown	0	0	0	0	0	0
Johnston	7	6	2	2	0	0
Lincoln	5	5	1	1	0	0
Little Compton	1	1	0	0	0	0
Middletown	0	0	0	0	0	0
Narragansett	4	4	0	0	1	1
New Shoreham	1	0	0	0	0	0
Newport	41	8	2	2	0	0
North Kingstown	7	3	1	1	1	0
North Providence	3	1	0	0	0	0
North Smithfield	1	1	0	0	0	0
Pawtucket	50	11	19	19	3	0
Portsmouth	0	0	0	0	0	0
Providence	38	16	2	2	1	1
Richmond	0	0	0	0	0	0
Scituate	0	0	0	0	0	0
Smithfield	2	2	1	1	0	0
South Kingstown	9	1	1	1	0	0
Tiverton	1	1	0	0	0	0
Warren	9	4	3	3	0	0
Warwick	30	13	4	4	2	0
West Greenwich	0	0	0	0	0	0
West Warwick	8	4	2	2	0	0
Westerly	5	4	0	0	0	0
Woonsocket	12	8	3	3	0	0
RISP - Chepachet	0	0	0	0	0	0
RISP - Hope Valley	3	3	0	0	0	0
RISP - Lincoln	0	0	0	0	0	0
RISP - Portsmouth	0	0	0	0	0	0
RISP - Headquarters	0	0	0	0	0	0
RISP - Wickford	0	0	0	0	0	0
Totals	337	141	69	69	23	4

Sexual Assaults / Child Molestation Arrests, Non-Arrests, Children Present – Saw – Heard

Department	Total SA Forms rec'd.	Children Present	Arrests Children Present	Non-Arrests Children Present	Children		Arrests		Non-Arrests	
					Saw	Heard	Saw	Heard	Saw	Heard
Barrington	11	1	1	0	0	0	0	0	0	0
Bristol	2	1	0	1	1	1	0	0	1	1
Burrillville	2	0	0	0	0	0	0	0	0	0
Central Falls	20	2	1	0	1	1	1	1	0	0
Charlestown	0	0	0	0	0	0	0	0	0	0
Coventry	18	0	0	0	0	0	0	0	0	0
Cranston	28	4	3	0	3	1	3	1	0	0
Cumberland	7	1	1	0	0	0	0	0	0	0
East Greenwich	1	0	0	0	0	0	0	0	0	0
East Providence	9	3	1	0	1	1	0	0	0	0
Foster	0	0	0	0	0	0	0	0	0	0
Glocester	0	0	0	0	0	0	0	0	0	0
Hopkinton	2	1	1	0	1	1	1	1	0	0
Jamestown	0	0	0	0	0	0	0	0	0	0
Johnston	7	2	2	0	2	2	2	2	0	0
Lincoln	5	1	1	0	0	0	0	0	0	0
Little Compton	1	0	0	0	0	0	0	0	0	0
Middletown	0	0	0	0	0	0	0	0	0	0
Narragansett	4	0	0	0	0	0	0	0	0	0
New Shoreham	1	1	0	0	1	1	0	0	0	0
Newport	41	4	2	2	4	1	2	1	0	0
North Kingstown	7	4	1	0	1	1	1	1	0	0
North Providence	3	0	0	0	0	0	0	0	0	0
North Smithfield	1	0	0	0	0	0	0	0	0	0
Pawtucket	50	12	2	0	12	8	3	3	2	1
Portsmouth	0	0	0	0	0	0	0	0	0	0
Providence	38	7	6	0	3	2	1	1	0	0
Richmond	0	0	0	0	0	0	0	0	0	0
Scituate	0	0	0	0	0	0	0	0	0	0
Smithfield	2	1	1	0	0	0	0	0	0	0
South Kingstown	9	0	0	0	0	0	0	0	0	0
Tiverton	1	1	1	0	0	0	0	0	0	0
Warren	9	0	0	0	0	0	0	0	0	0
Warwick	30	5	3	1	3	4	3	3	0	0
West Greenwich	0	0	0	0	0	0	0	0	0	0
West Warwick	8	3	3	0	3	3	3	3	0	0
Westerly	5	0	0	0	0	0	0	0	0	0
Woonsocket	12	3	2	1	1	2	0	1	1	1
RISP - Chepachet	0	0	0	0	0	0	0	0	0	0
RISP - Hope Valley	3	0	0	0	0	0	0	0	0	0
RISP - Lincoln	0	0	0	0	0	0	0	0	0	0
RISP - Portsmouth	0	0	0	0	0	0	0	0	0	0
RISP - Headquarters	0	0	0	0	0	0	0	0	0	0
RISP - Wickford	0	0	0	0	0	0	0	0	0	0
Totals	337	57	32	5	37	29	20	18	4	3

NO STAPLES PLEASE!

DV/SA REPORTING FORM - 2001 revision
DOMESTIC VIOLENCE & SEXUAL ASSAULT/CHILD MOLESTATION

POLICE CASE #: _____

A. INCIDENT INFORMATION

LOCATION (street address): _____ CITY: _____
ZIP: _____

☐ PUBLIC PLACE/INDOORS
☐ PUBLIC PLACE/OUTDOORS
☐ HOUSE ☐ VEHICLE
☐ APARTMENT
☐ OTHER (specify type): _____

INCIDENT DATE: _____
TIME (military): _____
REPORT DATE: _____
(if different from incident date)

WHO CONTACTED POLICE?
☐ VICTIM ☐ FAMILY MEMBER ☐ FRIEND ☐ NEIGHBOR
☐ SUSPECT ☐ HOSPITAL ☐ 911 ☐ ANON
☐ OTHER (specify type): _____

ALCOHOL/DRUG USE:
• IN OFFICER'S OPINION, ALCOHOL INVOLVED? ☐ SUSPECT ☐ VICTIM ☐ NEITHER ☐ UNK
DRUGS INVOLVED? ☐ SUSPECT ☐ VICTIM ☐ NEITHER ☐ UNK

B. ARREST INFORMATION

• DID PROBABLE CAUSE EXIST TO BELIEVE A DOMESTIC VIOLENCE (DV) CRIME OCCURRED? ☐ YES ☐ NO
• DID PROBABLE CAUSE EXIST TO BELIEVE A SEXUAL ASSAULT (SA/CM) CRIME OCCURRED? ☐ YES ☐ NO
• WERE PHOTO(S) TAKEN OF VICTIM? ☐ YES ☐ NO
• WERE PHOTO(S) TAKEN OF CRIME SCENE? ☐ YES ☐ NO
• WAS OTHER PHYSICAL EVIDENCE COLLECTED? ☐ YES ☐ NO

C. ASSAULT INFORMATION

• VICTIM PHYSICALLY ASSAULTED? ☐ YES ☐ NO
• VICTIM SEXUALLY ASSAULTED? ☐ YES ☐ NO
• VISIBLE VICTIM INJURIES DUE TO ASSAULT? ☐ YES ☐ NO
• WEAPON / OBJECT USED TO HURT / INJURE? ☐ YES ☐ NO
IF YES, ☐ HANDGUN ☐ LONG GUN ☐ KNIFE
☐ OTHER (describe): _____

• INDICATE IF VERBAL THREATS WERE MADE BY SUSPECT TO:
☐ VICTIM ☐ CHILDREN ☐ FAMILY ☐ FRIEND(S)
☐ PET(S) ☐ OTHER (type): _____

IF THREAT WAS MADE, WHAT WAS SAID? _____

• WEAPON / OBJECT USED TO THREATEN? ☐ YES ☐ NO
IF YES, WHAT? ☐ HANDGUN ☐ LONG GUN ☐ KNIFE
☐ OTHER (describe): _____

MARK OVALS DESCRIBING NATURE OF ASSAULT / INCIDENT:

☐ VERBAL ARGUMENT ☐ VERBAL ABUSE
☐ VICTIM KEPT FROM LEAVING ☐ VICTIM KEPT FROM USING PHONE
☐ THREAT OF PHYSICAL VIOLENCE ☐ CHOKING / STRANGLING
☐ SPITTING AT ☐ HAIR PULLING ☐ GRABBING ☐ SCRATCHING
☐ KICKING ☐ BITING ☐ SLAPPING ☐ HITTING WRISTS
☐ PUSHING / SHOVING VICTIM ☐ BEATING ☐ PET(S) HARMED
☐ THROWING OBJECTS ☐ BURNING
☐ THROWING / SLAMMING VICTIM ☐ ATTEMPTED SEXUAL ASSAULT
☐ THREAT OF SEXUAL ASSAULT ☐ SEXUAL PENETRATION
☐ SEXUAL TOUCHING ☐ OTHER (describe): _____

• VICTIM IN PAIN NOW? ☐ YES ☐ NO
• VICTIM PREGNANT AT TIME OF INCIDENT? ☐ YES ☐ NO
• VICTIM REQUIRED MEDICAL ATTENTION? ☐ YES ☐ NO
IF YES, WHAT MEDICAL FACILITY? _____

• ANYONE ELSE ASSAULTED BY SUSPECT? ☐ YES ☐ NO
☐ CHILDREN ☐ FRIEND ☐ RELATIVE
☐ OTHER (type): _____

• SUSPECT ASSAULTED VICTIM BEFORE? ☐ YES ☐ NO
IF YES, WHEN? _____

• HOW MANY TIMES? ☐ 1 ☐ 2-5 ☐ MANY OVER TIME, BEGINNING WHEN? _____

D. SEXUAL ASSAULT / CHILD MOLESTATION INFO.

IF AN ALLEGED SEXUAL ASSAULT OR CHILD MOLESTATION,
DATE OF ALLEGED ASSAULT: _____

• WAS A FORENSIC RAPE EXAM DONE? ☐ YES ☐ NO
• IF CHILD CASE, DCYF NOTIFIED? (800-742-4453) ☐ YES ☐ NO
• ADULT REPORTING OWN ABUSE AS A CHILD? ☐ YES ☐ NO
• WAS SEXUAL ABUSE ONGOING? ☐ YES ☐ NO
IF YES, HOW LONG? ☐ LESS THAN 1 YR ☐ 1-5 YRS
☐ MANY YRS OVER TIME, BEGINNING WHEN? _____

• HAS CASE BEEN REFERRED TO THE AG'S OFFICE? ☐ YES ☐ NO
• NUMBER OF SUSPECTS: ☐ 1 ☐ 2 ☐ 3 ☐ MORE THAN 3 - HOW MANY? _____

E. VICTIM INFORMATION

NAME: _____ (Last) (First) (MI) DOB: _____
ADDRESS: _____ GENDER: ☐ F ☐ M ☐ O
CITY: _____ STATE: _____ ZIP: _____
HOME PH#: _____ WORK PH#: _____
PH# OF CONTACT PERSON: _____

• VICTIM / SUSPECT LIVING TOGETHER AT TIME OF INCIDENT? ☐ YES ☐ NO

• IF VICTIM WAS 60 YRS OR OLDER, WAS DEA NOTIFIED? ☐ YES ☐ NO (800-322-2890)

VICTIM ETHNIC / RACIAL BACKGROUND:
☐ WHITE ☐ BLACK ☐ WH HISPANIC ☐ BL HISPANIC
☐ ASIAN ☐ NATIVE AMERICAN ☐ OTHER (specify): _____

VICTIM DEMEANOR (choose all that apply):
☐ TEARFUL/CRYING ☐ HYSTERICAL ☐ AFRAID
☐ SHAKING/TREMBLING ☐ ANGRY ☐ NERVOUS
☐ UPSET ☐ WITHDRAWN/FLAT AFFECT
☐ OTHER (describe): _____

• DID VICTIM SAY ANYTHING? ☐ YES ☐ NO
IF YES, WHAT WAS SAID? _____

F. SUSPECT INFORMATION

NAME: _____ (Last) (First) (MI) DOB: _____
ADDRESS: _____ GENDER: ☐ F ☐ M ☐ O
CITY: _____ STATE: _____ ZIP: _____

RELATIONSHIP TO VICTIM / MARK RELEVANT OVAL(S):
☐ MARRIED ☐ FORMERLY MARRIED
☐ INTIMATE PARTNER ☐ FORMER INTIMATE PARTNER
☐ CHILD IN COMMON ☐ COHABITANT ☐ DATING
☐ RELATIVE (specify type): _____

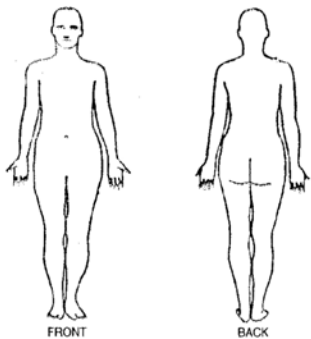
If relationship choices above are not appropriate for sexual assaults, use list below:
☐ CO-WORKER ☐ STRANGER ☐ FRIEND ☐ EMPLOYER
☐ ACQUAINTANCE ☐ CAREGIVER ☐ DATE ☐ EMPLOYEE
☐ OTHER (describe): _____

SUSPECT ETHNIC / RACIAL BACKGROUND:
☐ WHITE ☐ BLACK ☐ WH HISPANIC ☐ BL HISPANIC
☐ ASIAN ☐ NATIVE AMERICAN ☐ OTHER (describe): _____

• DOES SUSPECT POSSESS WEAPONS? ☐ YES ☐ NO
• WERE WEAPONS CONFISCATED? ☐ YES ☐ NO
IF YES, ☐ HANDGUN ☐ LONG GUN ☐ KNIFE
☐ OTHER (describe): _____

SUSPECT DEMEANOR (choose all that apply):
☐ APOLOGETIC ☐ CALM ☐ BELLIGERENT ☐ ANGRY
☐ THREATENING ☐ NERVOUS ☐ CONFUSED
☐ SUSPECT NOT AT SCENE ☐ SUSPECT DECEASED
☐ OTHER (describe): _____

• WAS THERE INJURY TO THE SUSPECT? ☐ YES ☐ NO
• WAS PHOTO TAKEN OF SUSPECT'S INJURIES? ☐ YES ☐ NO
• DID SUSPECT SAY ANYTHING? ☐ YES ☐ NO
IF YES, WHAT WAS SAID? _____

<p>G. PROTECTIVE ORDERS INFORMATION</p> <p>• PROTECTIVE ORDER ISSUED BEFORE THIS INCIDENT? <input type="checkbox"/> YES <input type="checkbox"/> NO IF YES, IS ORDER STILL ACTIVE <input type="checkbox"/> YES <input type="checkbox"/> NO IF YES, WHAT KIND? CRIMINAL NO CONTACT ORDER <input type="checkbox"/> RESTRAINING ORDER <input type="checkbox"/> FOREIGN (out-of-state) RESTRAINING ORDER <input type="checkbox"/> WHICH STATE? _____</p> <p>• IF THERE IS AN ACTIVE ORDER, AND SERVICE HAS NOT BEEN MADE, DID OFFICER(S) GIVE NOTICE TO THE DEFENDANT? <input type="checkbox"/> YES <input type="checkbox"/> NO</p> <p>• IF NO RESTRAINING ORDER EXISTS, DID OFFICER(S) GIVE VICTIM TEMPORARY RESTRAINING ORDER INFORMATION? <input type="checkbox"/> YES <input type="checkbox"/> NO</p> <p>• DID OFFICER CHECK RONCO (BCI, 421-5268) FOR UPDATED INFORMATION ON RESTRAINING ORDER / NO CONTACT ORDER? <input type="checkbox"/> YES <input type="checkbox"/> NO</p> <p>H. MINOR CHILDREN INFORMATION</p> <p>• DO MINOR CHILDREN LIVE IN THE HOME? <input type="checkbox"/> YES <input type="checkbox"/> NO HOW MANY? 1 2 3 4 5 6 more than 6 AGES: <1 1 2 3 4 5 6 7 8 9 10 11 12 13 14 15 16 17 twins • HOW MANY PRESENT DURING THE INCIDENT? 1 2 3 4 5 6 more than 6 • HOW MANY SAW? 1 2 3 4 5 6 more than 6 • HOW MANY HEARD? 1 2 3 4 5 6 more than 6 • DID OFFICER INTERVIEW/QUESTION CHILDREN? <input type="checkbox"/> YES <input type="checkbox"/> NO • HOW MANY? 1 2 3 4 5 6 more than 6</p> <p>I. PROPERTY INFORMATION</p> <p>• DWELLING IN WHOSE NAME? <input type="checkbox"/> VICTIM <input type="checkbox"/> SUSPECT <input type="checkbox"/> OTHER • WAS THERE PROPERTY DAMAGE? <input type="checkbox"/> YES <input type="checkbox"/> NO IF YES, (describe): _____ • WAS THERE STOLEN PROPERTY? <input type="checkbox"/> YES <input type="checkbox"/> NO IF YES, (list): _____</p> <p>J. WITNESS INFORMATION</p> <p>• WAS WITNESS PRESENT DURING THE INCIDENT? <input type="checkbox"/> YES <input type="checkbox"/> NO IF YES, PLEASE SPECIFY TYPE OF WITNESS: <input type="checkbox"/> FRIEND <input type="checkbox"/> NEIGHBOR <input type="checkbox"/> RELATIVE <input type="checkbox"/> PASSERBY <input type="checkbox"/> BARTENDER <input type="checkbox"/> OTHER (specify type): _____ • DID OFFICER INTERVIEW/QUESTION WITNESS(ES)? <input type="checkbox"/> YES <input type="checkbox"/> NO</p> <p>K. POLICE RESPONSE INFORMATION</p> <p>OFFICER(S) RESPONDING _____ BADGE # (S) _____ PD CODE # _____ POST: _____ WHETHER OR NOT AN ARREST WAS MADE, WAS ALLEGED VICTIM: • GIVEN A "VICTIM'S RIGHTS" PAMPHLET? <input type="checkbox"/> YES <input type="checkbox"/> NO • GIVEN A "SAFETY PLAN" PAMPHLET? <input type="checkbox"/> YES <input type="checkbox"/> NO • GIVEN A "CHILD WITNESS" PAMPHLET? <input type="checkbox"/> YES <input type="checkbox"/> NO</p> <p>L. POST ARREST INFORMATION</p> <p>• WAS ARREST MADE WITHIN 24 HRS? <input type="checkbox"/> YES <input type="checkbox"/> NO • FOLLOW-UP PHOTO(S) OF VICTIM (2-4 DAYS LATER)? <input type="checkbox"/> YES <input type="checkbox"/> NO • IS SUSPECT ON PROBATION? <input type="checkbox"/> YES <input type="checkbox"/> NO • DV OFFENSES CHARGED AS: <input type="checkbox"/> SIMPLE ASSAULT <input type="checkbox"/> VIOL / PROTECTIVE ORDER <input type="checkbox"/> B & E <input type="checkbox"/> FELLOW ASSAULT <input type="checkbox"/> THREATENING / HARASSING PHONE CALL <input type="checkbox"/> MALDAMAGE <input type="checkbox"/> FAILURE TO RELINQUISH PHONE <input type="checkbox"/> DISORDERLY <input type="checkbox"/> STALKING <input type="checkbox"/> HOMICIDE <input type="checkbox"/> OTHER (describe): _____ • INVESTIGATION ESTABLISHED <input type="checkbox"/> PC <input type="checkbox"/> NO PC • DID VICTIM GIVE WRITTEN STATEMENT? <input type="checkbox"/> YES <input type="checkbox"/> NO • HAVE POLICE RESPONDED TO INVOLVED PARTIES BEFORE? <input type="checkbox"/> YES <input type="checkbox"/> NO IF YES, HOW MANY TIMES? 1 2 3 4 5 6 more than 6</p>	<p>N. TO BE COMPLETED BY VICTIM (if the victim is willing)</p> <p>• I HAVE POINTED OUT TO THE POLICE THE PERSON(S) WHO HURT / THREATENED ME. <input type="checkbox"/> YES <input type="checkbox"/> NO • I HAVE POINTED OUT TO THE POLICE THE OBJECT(S) USED TO HURT / THREATEN ME. <input type="checkbox"/> YES <input type="checkbox"/> NO • I HAVE MARKED ON THE BODY DIAGRAM BELOW WHERE I WAS ASSAULTED. <input type="checkbox"/> YES <input type="checkbox"/> NO • I UNDERSTAND ALL THE STATEMENTS I AM FILLING OUT. <input type="checkbox"/> YES <input type="checkbox"/> NO • I HAVE MARKED MY OWN ANSWERS. <input type="checkbox"/> YES <input type="checkbox"/> NO</p> <p>• LE HE ENSEÑADO A LA POLICIA LA PERSONA QUE ME GOLPEADÓ / AMENAZÓ. <input type="checkbox"/> SI <input type="checkbox"/> NO • LE HE ENSEÑADO A LA POLICIA EL OBJETO QUE FUE UTILIZADO PARA GOLPEARME / AMENAZARME. <input type="checkbox"/> SI <input type="checkbox"/> NO • HE INDICADO EN EL DIAGRAMA A DONDE FUI GOLPEADO / A. <input type="checkbox"/> SI <input type="checkbox"/> NO • ENTIENDO TODAS LAS DECLARACIONES QUE ESTOY LLENANDO. <input type="checkbox"/> SI <input type="checkbox"/> NO • HE VERIFICADO TODAS MIS RESPUESTAS. <input type="checkbox"/> SI <input type="checkbox"/> NO</p> <p>I affirm the information to be true and correct. Affirmo que esta informacion es cierta y correcta.</p> <p>VICTIM SIGNATURE/FIRMA DE LA VICTIMA _____ DATE/FECHA _____</p> <p>PLEASE MARK WHERE YOU WERE ASSAULTED/INJURED POR FAVOR INDIQUE DONDE FUE GOLPEADO/A</p> <p>HGT. (Approx.) _____ WT. (Approx.) _____</p> <div style="text-align: center;">  <p>FRONT BACK</p> </div> <p>TO ALL HEALTH CARE PROVIDERS: I hereby consent to the release of my medical records for treatment related to this assault, case, or investigation to the police and the RI Dept. of Attorney General. I understand that my medical information may be used by police or the Attorney General for investigation or prosecution of this case. I understand that I can withdraw or revoke my consent, in writing, in the future. Por este medio autorizo que mis expedientes médicos relacionados a este asalto, caso o investigación se entreguen a los oficiales de la policía y al Procurador de R.I., mi información puede ser usada por la policía o el Procurador para el proceso de este caso. Yo entiendo que yo puedo retirar o revocar mi consentimiento por escrito el futuro.</p> <p>SIGNATURE/FIRMA _____ DATE/FECHA _____</p> <p>O. TO BE COMPLETED BY RESPONDING OFFICER</p> <p>• OFF. MARKED RESPONSES / VICTIM COULD NOT. <input type="checkbox"/> YES <input type="checkbox"/> NO • VICTIM WAS UNWILLING TO MARK RESPONSES. <input type="checkbox"/> YES <input type="checkbox"/> NO • VICTIM WAS UNWILLING TO GIVE SIGNATURE. <input type="checkbox"/> YES <input type="checkbox"/> NO</p>
<p>M. CASE CATEGORY AND CASE STATUS INFORMATION</p> <p><input type="checkbox"/> DV (domestic violence) <input type="checkbox"/> SA (sexual assault or child molestation) <input type="checkbox"/> BOTH (elements of DV & SA)</p> <p><input type="checkbox"/> ARREST CASE; ARREST MADE <input type="checkbox"/> CASE UNDER INVESTIGATION <input type="checkbox"/> NON-ARREST CASE (NO PC) <input type="checkbox"/> ARREST CASE; WARRANT ISSUED <input type="checkbox"/> DUAL ARREST CASE (2 forms required)</p> <p>PLEASE PAPER CLIP OFFICER'S NARRATIVE AND ARREST OR INCIDENT REPORT TO THIS ORIGINAL DV/SA FORM. MAIL TO DV T & M UNIT, MCGRATH COURTHOUSE, 4800 TOWER HILL RD, WAKEFIELD, RI 02879.</p>	

Crime Index Offenses

(Murder, Rape, Robbery, Aggravated Assault, Burglary, Larceny Theft, Motor Vehicle Theft)

<u>Year</u>	<u>Population</u>	<u>Crime Index Total</u>	<u>Crime Rate Per 100,000 Inhabitants</u>
2003	1,048,319	35,305	3,367.8
2002	1,048,319	38,380	3,661.1
2001	1,048,319	39,027	3,722.8
2000	1,048,319	36,445	3,476.5
1999	1,003,464	35,506	3,538.3
1998	1,003,464	34,693	3,457.3
1997	1,003,464	36,061	3,593.7
1996	1,003,464	39,603	3,946.6
1995	1,003,464	42,039	4,189.4
1994	1,003,464	41,045	4,090.3
1993	1,003,464	45,019	4,486.4
1992	1,003,464	45,974	4,581.5
1991	1,003,464	50,573	5,039.8
1990	1,003,464	53,630	5,344.5
1989	947,154	51,956	5,485.5
1988	947,154	51,414	5,428.3
1987	947,154	52,515	5,544.5
1986	947,154	47,519	5,017.0
1985	947,154	45,566	4,810.8
1984	947,154	45,888	4,844.8
1983	947,154	48,174	5,086.2
1982	947,154	51,326	5,419.0
1981	947,154	55,704	5,881.2
1980	947,154	56,323	5,946.6
1979	949,723	52,468	5,524.6
1978	949,723	47,648	5,017.0
1977	949,723	49,951	5,259.5
1976	949,723	51,954	5,470.4
1975	949,723	51,643	5,437.7
1974	949,723	47,524	5,004.0
1973	949,723	45,311	4,771.0
1972	949,723	44,030	4,636.1
1971	949,723	45,968	4,840.1
1970	949,723	40,761	4,291.9
1969	911,000	25,448	2,793.4
1968	911,000	24,097	2,645.1
1967	911,000	19,027	2,088.6

