

Table of Contents

| | |
|---|-------------------------------------|
| <i>Table of Contents</i> | <i>1</i> |
| <i>Verification Procedure</i> | <i>2</i> |
| <i>Crime Factors</i> | <i>3</i> |
| <i>Municipal Representatives</i> | <i>4</i> |
| <i>Municipal Representatives</i> | <i>5</i> |
| <i>Reader Survey Form</i> | <i>6</i> |
| <i>Flowchart</i> | <i>8</i> |
| <i>Crime Index Offenses</i> | <i>9</i> |
| <i>Percent Distribution for 1997</i> | <i>9</i> |
| <i>Percent Change from 1993</i> | Error! Bookmark not defined. |
| <i>Crime Index Offenses</i> | <i>13</i> |
| <i>Ten Year Trend</i> | <i>14</i> |
| <i>Recapitulation of Crime Index Offenses</i> | <i>18</i> |
| <i>County Profile Data</i> | <i>19</i> |
| <i>Rate Per 100,000 Inhabitants</i> | <i>20</i> |
| <i>Municipal Profile Data - Five Year Trend</i> | <i>23</i> |
| <i>Count of Actual Offenses Known to the Police</i> | <i>38</i> |
| <i>Hate Crimes</i> | <i>61</i> |
| <i>Law Enforcement Officers Assaulted</i> | <i>65</i> |
| <i>Total Arrests by Age - 18 Years of Age and Over</i> | <i>70</i> |
| <i>Arrest Data - 18 Years of Age and Over</i> | <i>71</i> |
| <i>Total Arrests by Age - Under 18 Years of Age</i> | <i>100</i> |
| <i>Arrest Data - Under 18 Years of Age</i> | <i>101</i> |
| <i>Domestic Violence Statistics</i> | <i>123</i> |
| <i>UCR Definitions</i> | <i>127</i> |
| <i>Directory of Rhode Island Law Enforcement Agencies</i> | <i>130</i> |



Verification Procedure


Uniformity and accuracy of crime data collected under this program is of primary concern. With the receipt of reports covering 39 reporting jurisdictions within the state of Rhode Island, the problems of attaining uniformity are readily apparent. Issuance of instructions and training of personnel within contributing agencies does not complete the role of the UCR Division.

It is standard operating procedure to examine each incoming report for mathematical accuracy and completeness and, perhaps of even greater importance, for reasonableness as a possible indication of error.

Regardless of the extent of the statistical verification process used by the Uniform Crime Reporting Unit, the accuracy of the data assembled under this program depends on the sincere effort exerted by each contributor to meet the necessary standards of report.

Crime Factors

Data users are cautioned against comparing statistical data of individual cities and towns due to numerous factors which are known to affect the amount and type of crime occurring from place to place.



- ❖ Density and size of the community population
- ❖ Variations in composition particularly to youth concentration
- ❖ Economic status, including job availability, median income, and poverty level
- ❖ Stability of population with respect to residents' mobility, commuting factors, and other transient factors
- ❖ Modes of transportation and highway system
- ❖ Cultural conditions, such as educational, recreational, and religious characteristics
- ❖ Effective strength of the law enforcement agencies
- ❖ Administrative and investigative emphases of law enforcement
- ❖ Attitude of the public toward law enforcement problems
- ❖ Climate, including seasonal weather conditions
- ❖ Cooperation of adjoining and overlapping police agencies
- ❖ The administrative and investigative efficiency of the local law enforcement agency, including the degree of adherence to UCR Crime Reporting Standards

Municipal Representatives

Det. Sgt. Kenneth Schauble - Barrington Police Department

Richard Roderick - Bristol Police Department

Detective David M. Boucher - Brown University

Sgt. Dennis Leahey - Burrillville Police Department

Sgt. Dennis Gillis - Central Falls Police Department

Laura A. Wilson - Charlestown Police Department

Carol Tew - Coventry Police Department

Frank Migliorelli - Cranston Police Department

Patricia A. Skurka - Cumberland Police Department

Deputy Chief Thomas Green - DEM

Ann Francis - East Greenwich Police Department

Chief Gary P. Dias - East Providence Police Department

Linda J. Niles - Foster Police Department

Lt. Hamie Hainsworth - Glocester Police Department

Sherryl A. Stedman - Hopkinton Police Department

Lt. Balzer - Jamestown Police Department

Lori Ann Anderson - Johnston Police Department

Pauline Metivier - Lincoln Police Department

Lt. Charles Simmons - Little Compton Police Department

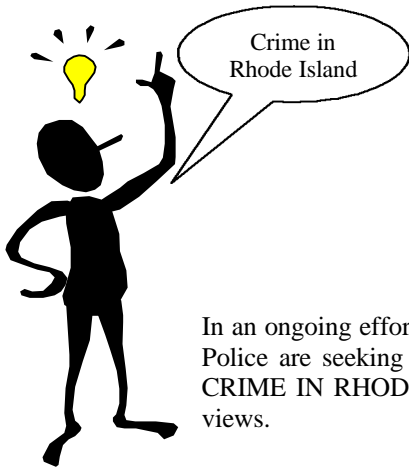
Lisa Marie Sisson - Middletown Police Department

Pt. M. Mark J. Entwistle - Narragansett Police Department

Betty Gann - New Shoreham Police Department

Municipal Representatives

William Pendergast - Newport Police Department
Sgt. Frank McKnight - North Kingstown Police Department
June Giammarco - North Providence Police Department
Sgt. Kevin M. Gouveia - North Smithfield Police Department
Earl Slade - Pawtucket Police Department
Debbie Pappas - Portsmouth Police Department
Captain Louis DeFrancis - Providence Police Department
Barbara J. Geleney - Richmond Police Department
Kenneth H. Gaffney - Scituate Police Department
Edward W. Tracey - Smithfield Police Department
Clinton E. Salisbury, Jr. - South Kingstown Police Department
David Higginbottom - Tiverton Police Department
Ptln. David Doweiko - URI
Joseph Vieira - Warren Police Department
Michael Moriarty - Warwick Police Department
Laurie A. Malikowski - West Greenwich Police Department
Lt. Cathy Ochs - West Warwick Police Department
Linda J. Algieri - Westerly Police Department
Lt. George L. Ducharme - Woonsocket Police Department



Reader Survey Form
CRIME IN RHODE ISLAND -- 1997

In an ongoing effort to meet the needs of readers of CRIME IN RHODE ISLAND, the Rhode Island State Police are seeking your feedback as to ideas and suggestions for an improved report. After reviewing CRIME IN RHODE ISLAND, please complete this brief survey to provide us with the benefit of your views.

In what capacity do you use CRIME IN RHODE ISLAND?

- | | | |
|--|--|-------------------------------------|
| <input type="checkbox"/> Law Enforcement | <input type="checkbox"/> Legislator | <input type="checkbox"/> Researcher |
| <input type="checkbox"/> Prosecutor | <input type="checkbox"/> Private Citizen | <input type="checkbox"/> Library |
| <input type="checkbox"/> Courts | <input type="checkbox"/> Media | <input type="checkbox"/> Other |
| <input type="checkbox"/> Corrections | <input type="checkbox"/> Educator | |
| <input type="checkbox"/> Victim Services | <input type="checkbox"/> Student | |

For what purpose did you use this issue of CRIME IN RHODE ISLAND?

How adequate was the publication for that purpose?

quite adequate adequate inadequate

What pages/sections did you find particularly useful?

Section/page number(s) _____

What changes would you recommend for future issues?

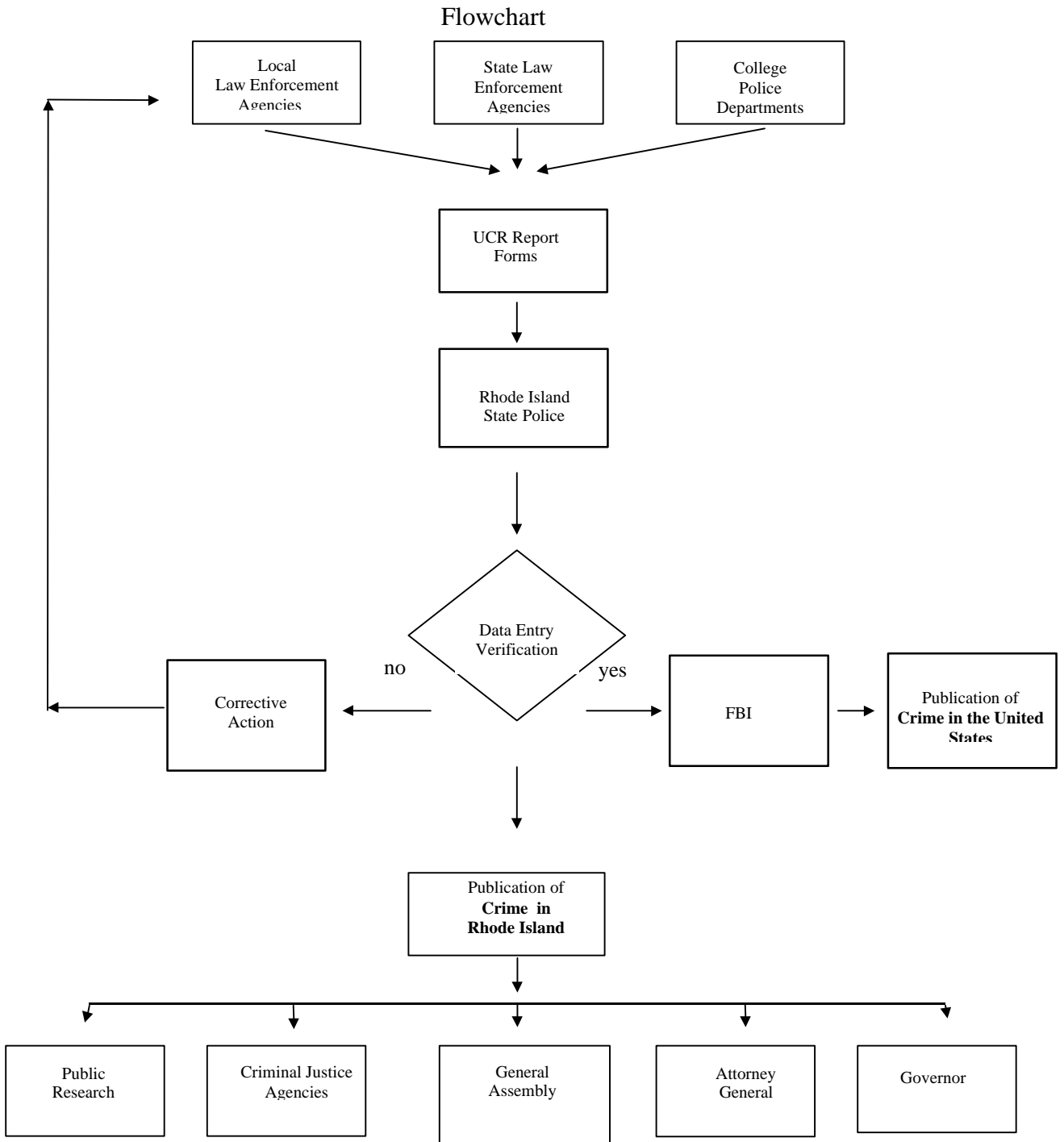
Any additional comments you care to make:

Law Enforcement Code of Ethics

As a law enforcement officer, my fundamental duty is to serve the community; to safeguard lives and property; to protect the innocent against deception, the weak against oppression or intimidation and the peaceful against violence or disorder; and to respect the constitutional rights of all to liberty, equality and justice. I will keep my private life unsullied as an example to all and will behave in a manner that does not bring discredit to me or to my agency. I will maintain courageous calm in the face of danger, scorn or ridicule; develop self-restraint; and be constantly mindful of the welfare of others. Honest in thought and deed both in my personal and official life, I will be exemplary in obeying the law and the regulations of my department.

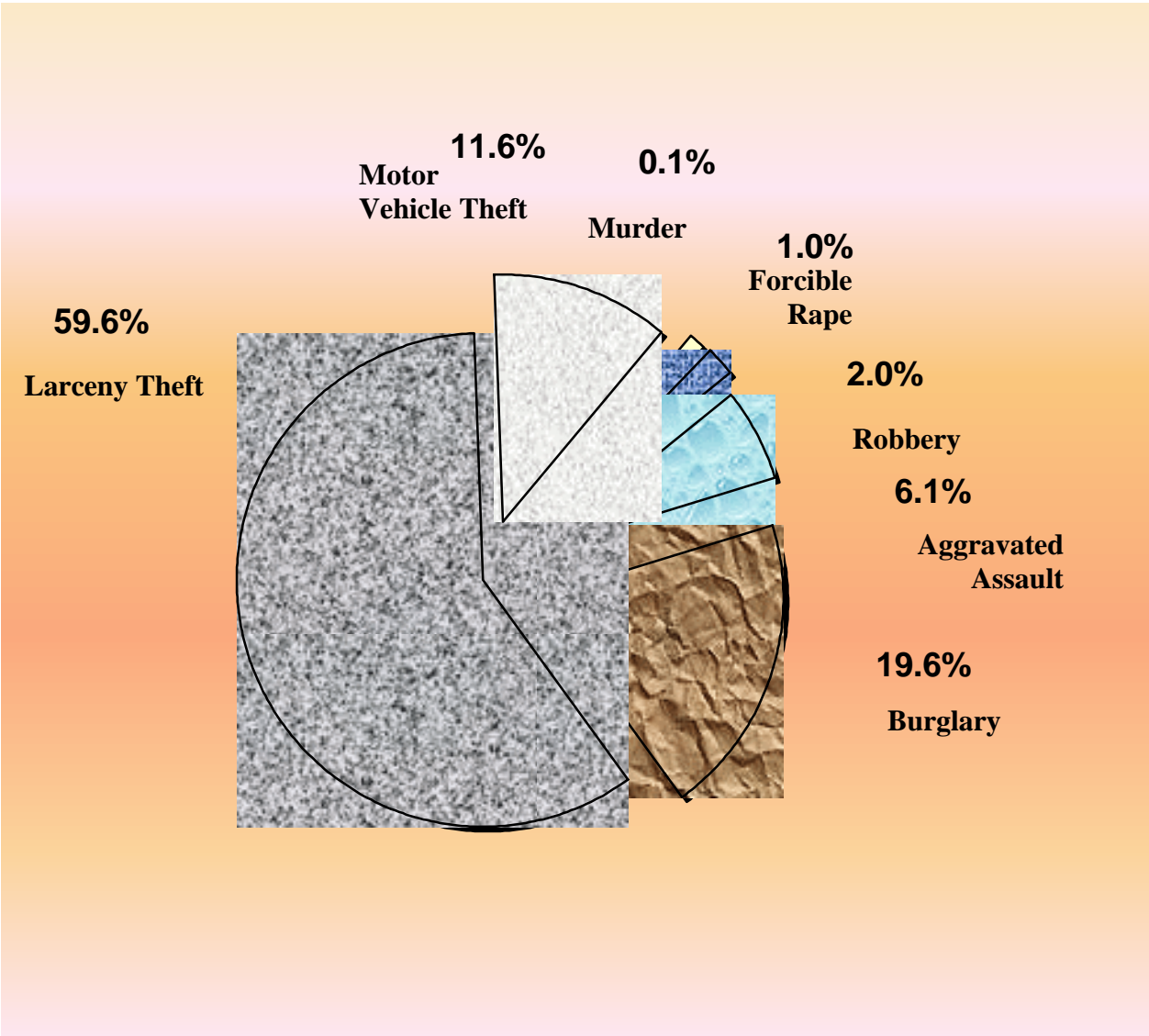
Whatever I see or hear of a confidential nature or that is confided to me in my official capacity will be kept ever secret unless revelation is necessary in the performance of my duty. I will never act officiously or permit personal feelings, prejudices, political beliefs, aspirations, animosities or friendships to influence my decision. With no compromise for crime and with relentless prosecution of criminals, I will enforce the law courteously and appropriately without fear or favor, malice or ill will, never employing unnecessary force or violence and never accepting gratuities.

I recognize the badge of my office as a symbol of public faith, and I accept it as a public trust to be held so long as I am true to the ethics of police service. I will never engage in acts of corruption or bribery, nor will I condone such acts by other police officers. I will cooperate with all legally authorized agencies and their representatives in the pursuit of justice.

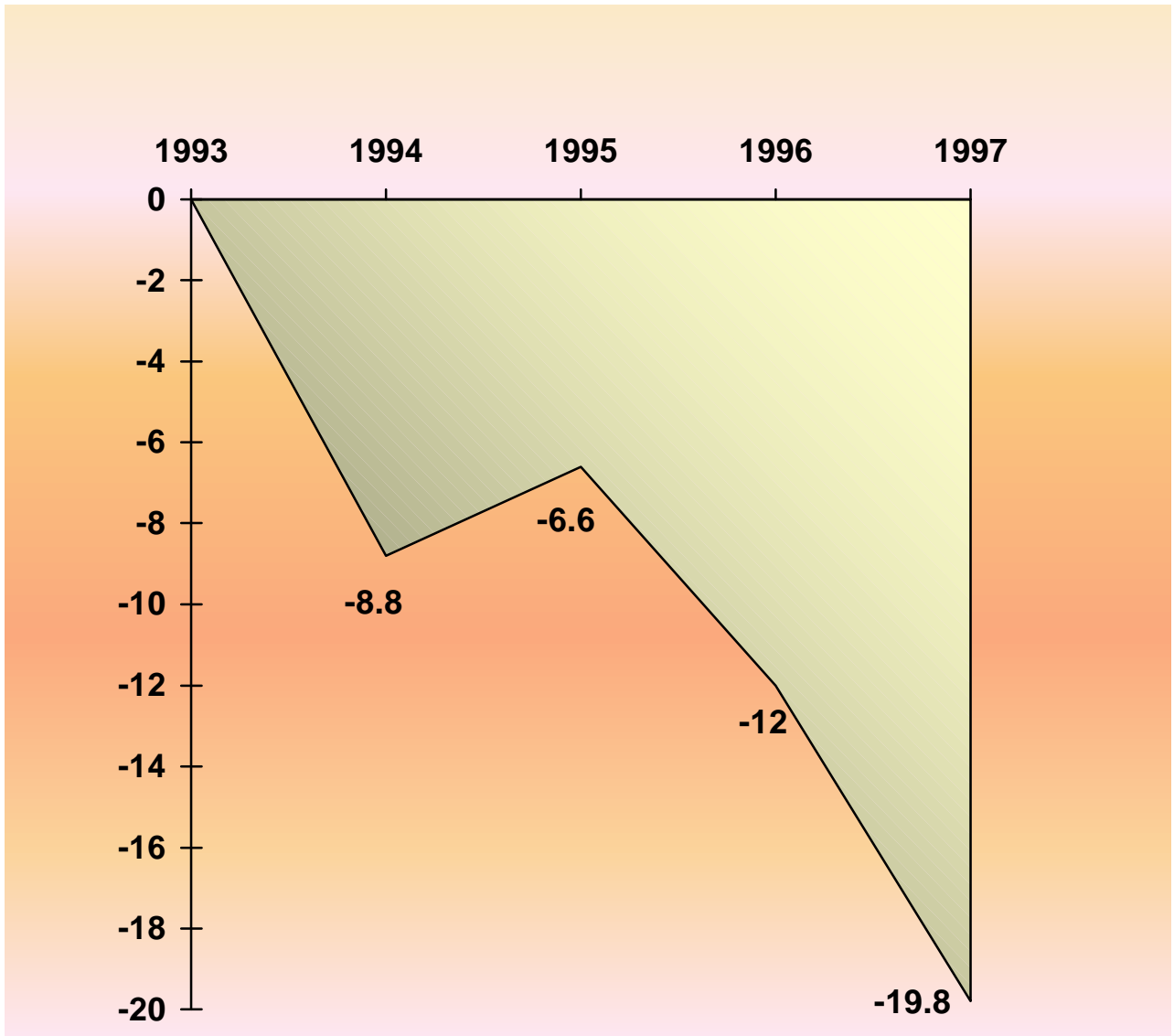


Crime Index Offenses

Percent Distribution for 1997



Percent Change from 1993



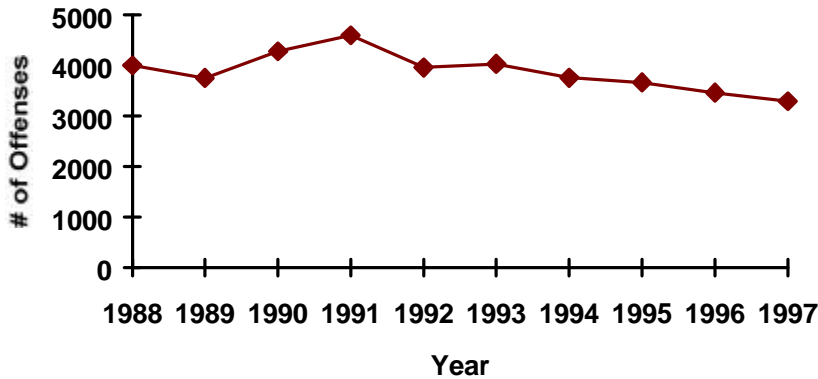


Crime Index Offenses
Percent Change from Previous Year

| Classification | 1997 | 1996 | % Change |
|-----------------------------|--------|--------|----------|
| ✓ Murder | 25 | 25 | 0% |
| Firearm | 13 | 15 | |
| Knife or Cutting Instrument | 6 | 2 | |
| Other Dangerous Weapon | 4 | 4 | |
| Hands, Fists, Feet | 2 | 4 | |
| ✓ Forcible Rape | 362 | 283 | +27.9% |
| Firearm | 7 | 8 | |
| Knife or Cutting Instrument | 13 | 8 | |
| Other Dangerous Weapon | 58 | 31 | |
| Hands, Fists, Feet | 284 | 236 | |
| ✓ Robbery | 708 | 825 | -14.1% |
| Firearm | 169 | 177 | |
| Knife or Cutting Instrument | 81 | 87 | |
| Other Dangerous Weapon | 54 | 60 | |
| Hands, Fists, Feet | 404 | 501 | |
| ✓ Aggravated Assault | 2,196 | 2,328 | -5.6% |
| Firearm | 219 | 247 | |
| Knife or Cutting Instrument | 412 | 426 | |
| Other Dangerous Weapon | 899 | 972 | |
| Hands, Fists, Feet | 666 | 683 | |
| ✓ Burglary | 7,078 | 8,123 | -12.8% |
| Forcible Entry | 4,797 | 5,630 | |
| Unlawful Entry-No Force | 1,559 | 1,652 | |
| Attempted Forcible Entry | 722 | 841 | |
| ✓ Larceny-Theft | 21,500 | 23,371 | -8.0% |
| ✓ Motor Vehicle Theft | 4,192 | 4,648 | -9.8% |
| Automobiles | 3,879 | 4,277 | |
| Trucks and buses | 174 | 193 | |
| Other Vehicles | 139 | 178 | |
| ✓ Total | 36,061 | 39,603 | -8.9% |

Crime Index Offenses
Ten Year Trend

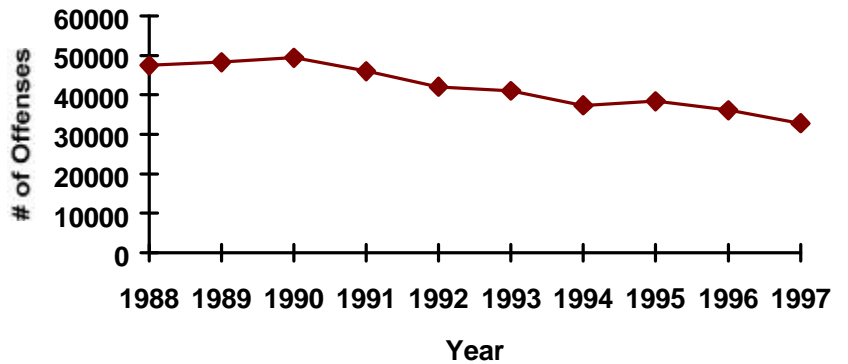
VIOLENT CRIMES



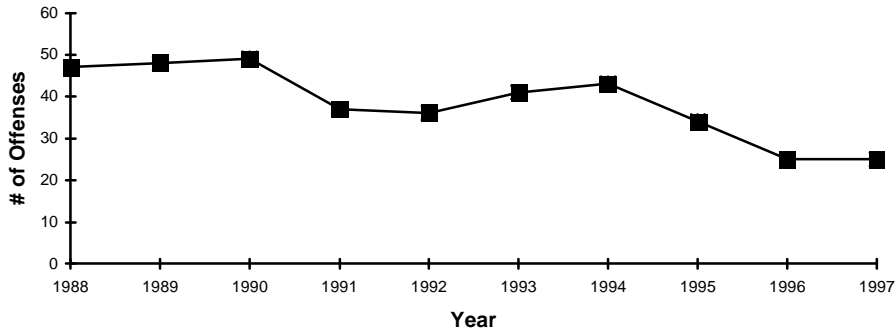
Crimes of violence involve the element of personal confrontation between the perpetrator and victim and entail the use or threat of violence (murder, rape, robbery, and aggravated assault).

Property crimes include burglary, larceny, motor vehicle theft and arson. These crimes do not involve the threat of violence, but entail property taken from one by another, or the destruction of property by arson.

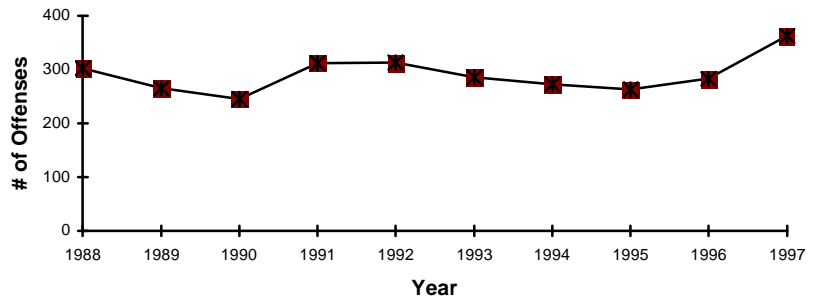
PROPERTY CRIMES



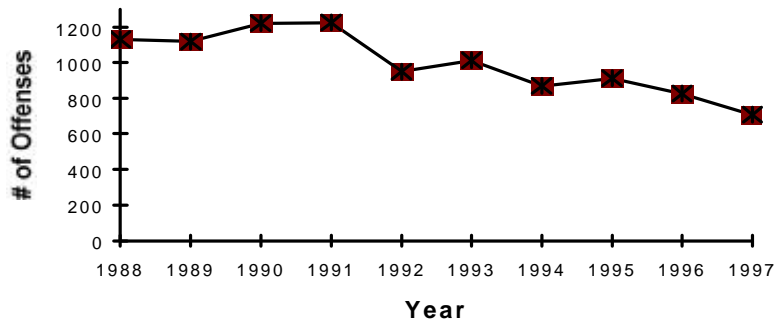
MURDER



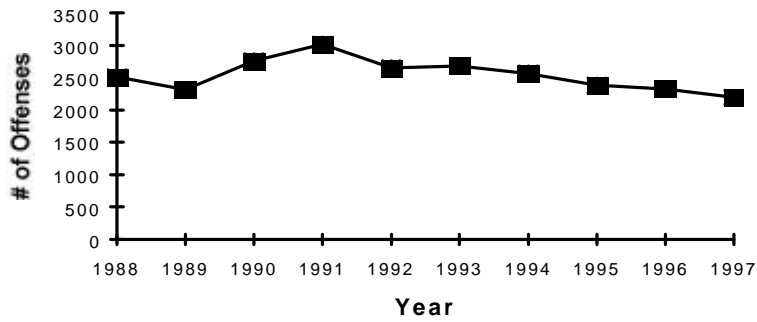
RAPE



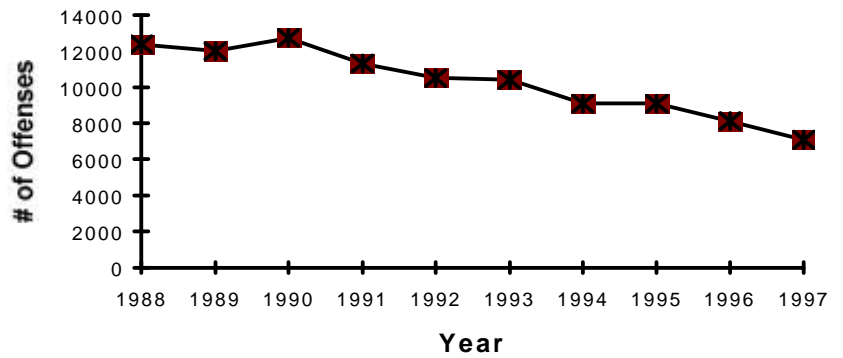
ROBBERY



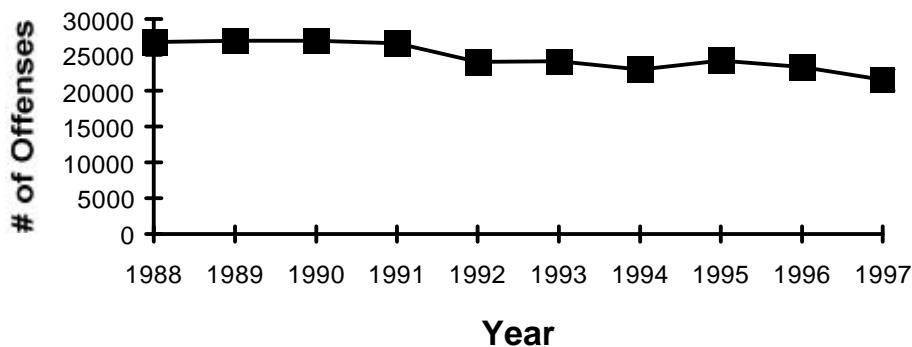
AGGRAVATED ASSAULT



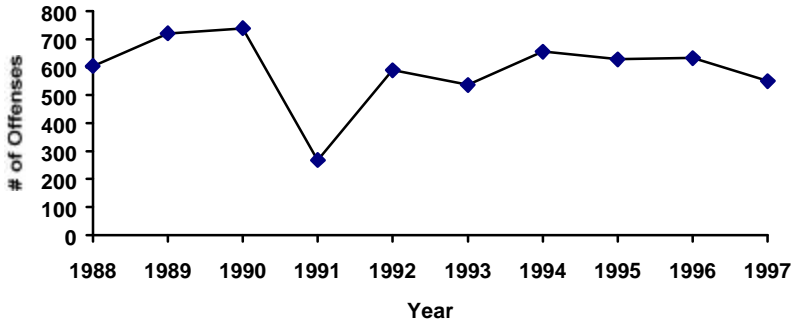
BURGLARY



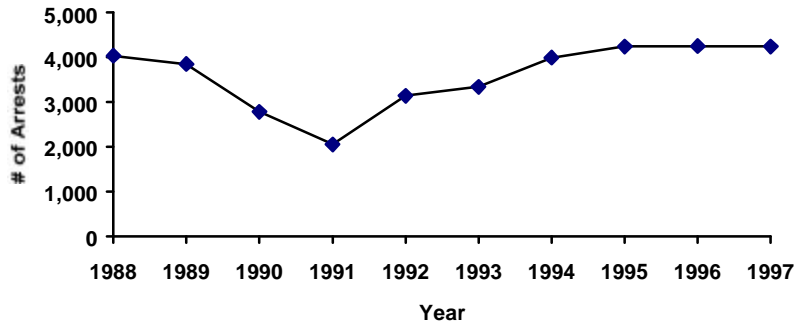
LARCENY THEFT



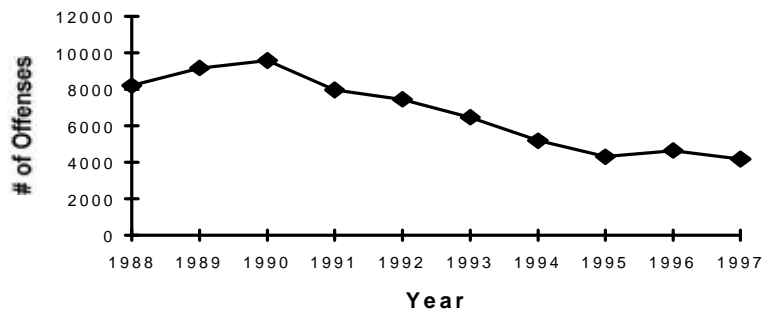
LAW ENFORCEMENT OFFICERS ASSAULTED



DRUG ABUSE VIOLATIONS



MOTOR VEHICLE THEFT



Recapitulation of Crime Index Offenses

| OFFENSES | 1989 | 1990 | 1991 | 1992 | 1993 | 1994 | 1995 | 1996 | 1997 |
|-------------------------------|---------------|---------------|---------------|---------------|---------------|---------------|---------------|---------------|---------------|
| TOTAL CRIME INDEX | 51,956 | 53,630 | 50,573 | 45,974 | 45,019 | 41,045 | 42,039 | 39,603 | 36,061 |
| MURDER | 48 | 49 | 37 | 36 | 41 | 43 | 35 | 25 | 25 |
| Firearm | 22 | 31 | 17 | 19 | 22 | 22 | 25 | 15 | 13 |
| Knife or Cutting Instrument | 12 | 7 | 9 | 5 | 7 | 9 | 5 | 2 | 6 |
| Other Dangerous Weapon | 8 | 5 | 6 | 7 | 8 | 6 | 2 | 4 | 4 |
| Hands, Fists, Feet | 6 | 6 | 5 | 5 | 4 | 6 | 3 | 4 | 2 |
| RAPE | 265 | 245 | 311 | 312 | 286 | 273 | 265 | 283 | 362 |
| Firearm | 8 | 8 | 15 | 5 | 12 | 7 | 14 | 8 | 7 |
| Knife or Cutting Instrument | 13 | 21 | 18 | 8 | 9 | 10 | 18 | 8 | 13 |
| Other Dangerous Weapon | 5 | 15 | 12 | 10 | 1 | 7 | 21 | 31 | 58 |
| Hands, Fists, Feet | 239 | 201 | 266 | 289 | 264 | 249 | 212 | 236 | 284 |
| ROBBERY | 1,119 | 1,222 | 1,225 | 949 | 1,013 | 869 | 915 | 825 | 708 |
| Firearm | 250 | 230 | 317 | 234 | 252 | 233 | 209 | 177 | 169 |
| Knife or Cutting Instrument | 135 | 185 | 163 | 154 | 122 | 100 | 101 | 87 | 81 |
| Other Dangerous Weapon | 99 | 116 | 92 | 61 | 88 | 61 | 72 | 60 | 54 |
| Strong Arm Hands, Fists, Feet | 635 | 691 | 653 | 500 | 551 | 475 | 533 | 501 | 404 |
| ASSAULT | 2,314 | 2,758 | 3,018 | 2,654 | 2,685 | 2,567 | 2,444 | 2,328 | 2,196 |
| Firearm | 349 | 360 | 345 | 313 | 361 | 339 | 247 | 247 | 219 |
| Knife or Cutting Instrument | 468 | 511 | 515 | 431 | 485 | 420 | 404 | 426 | 412 |
| Other Dangerous Weapon | 1,037 | 1,160 | 934 | 857 | 885 | 1,019 | 981 | 972 | 899 |
| Hands, Fists, Feet | 460 | 727 | 1,224 | 1,053 | 954 | 789 | 812 | 683 | 666 |
| BURGLARY | 12,000 | 12,755 | 11,326 | 10,527 | 10,415 | 9,103 | 9,235 | 8,123 | 7,078 |
| Forcible Entry | 8,979 | 9,434 | 8,611 | 7,843 | 7,755 | 6,678 | 6,679 | 5,630 | 4,797 |
| Unlawful Entry-No Force | 1,978 | 2,228 | 1,827 | 1,762 | 1,684 | 1,545 | 1,673 | 1,652 | 1,559 |
| Attempted Forcible Entry | 1,043 | 1,093 | 888 | 922 | 976 | 880 | 883 | 841 | 722 |
| LARCENY-THEFT | 27,002 | 27,021 | 26,666 | 24,038 | 24,106 | 23,000 | 24,786 | 23,371 | 21,500 |
| MOTOR VEHICLE THEFT | 9,208 | 9,580 | 7,990 | 7,458 | 6,473 | 5,190 | 4,359 | 4,648 | 4,192 |
| Automobiles | n/a | n/a | n/a | 6,836 | 5,946 | 4,721 | 3,923 | 4,277 | 3,879 |
| Trucks and Buses | n/a | n/a | n/a | 330 | 280 | 236 | 235 | 193 | 174 |
| Other Vehicles | n/a | n/a | n/a | 292 | 247 | 233 | 201 | 178 | 139 |

Crime Index Offenses

County Profile Data


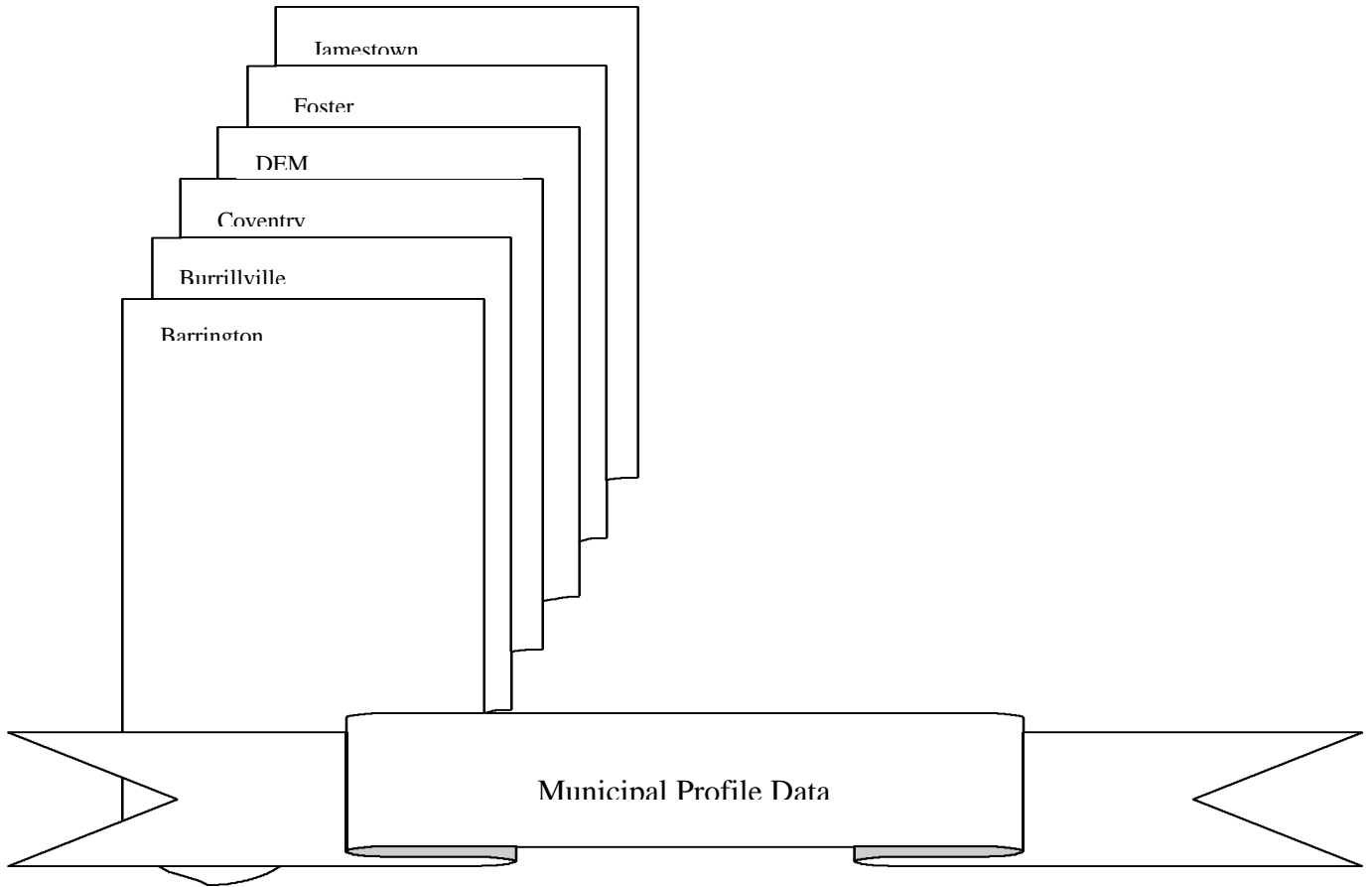
| Bristol | | | | | | | | Motor Vehicle | Total |
|--------------|--------|------|---------|---------|----------|---------|-------|---------------|-------|
| | Murder | Rape | Robbery | Assault | Burglary | Larceny | Theft | Crime | |
| 1997 | 0 | 14 | 7 | 48 | 227 | 790 | 44 | 1,130 | |
| 1996 | 0 | 10 | 7 | 54 | 278 | 856 | 38 | 1,243 | |
| 1995 | 0 | 1 | 4 | 14 | 149 | 830 | 43 | 1,041 | |
| 1994 | 0 | 3 | 1 | 21 | 129 | 854 | 38 | 1,046 | |
| 1993 | 0 | 1 | 5 | 33 | 164 | 830 | 38 | 1,071 | |
| Kent | | | | | | | | Motor Vehicle | Total |
| | Murder | Rape | Robbery | Assault | Burglary | Larceny | Theft | Crime | |
| 1997 | 2 | 21 | 33 | 652 | 789 | 3,542 | 373 | 5,412 | |
| 1996 | 4 | 26 | 41 | 656 | 868 | 3,805 | 432 | 5,832 | |
| 1995 | 2 | 17 | 34 | 640 | 988 | 4,030 | 445 | 6,156 | |
| 1994 | 2 | 21 | 44 | 622 | 854 | 3,892 | 637 | 6,072 | |
| 1993 | 4 | 26 | 41 | 507 | 1,015 | 3,810 | 756 | 6,159 | |
| Newport | | | | | | | | Motor Vehicle | Total |
| | Murder | Rape | Robbery | Assault | Burglary | Larceny | Theft | Crime | |
| 1997 | 3 | 40 | 39 | 225 | 685 | 2,349 | 123 | 3,464 | |
| 1996 | 1 | 25 | 56 | 236 | 735 | 2,244 | 141 | 3,438 | |
| 1995 | 0 | 19 | 45 | 253 | 695 | 2,362 | 143 | 3,517 | |
| 1994 | 1 | 19 | 45 | 269 | 667 | 2,044 | 142 | 3,187 | |
| 1993 | 1 | 26 | 63 | 390 | 725 | 2,327 | 174 | 3,706 | |
| Providence | | | | | | | | Motor Vehicle | Total |
| | Murder | Rape | Robbery | Assault | Burglary | Larceny | Theft | Crime | |
| 1997 | 15 | 230 | 608 | 1,097 | 4,678 | 12,321 | 3,485 | 22,434 | |
| 1996 | 18 | 173 | 705 | 1,201 | 5,630 | 14,082 | 3,908 | 25,717 | |
| 1995 | 32 | 183 | 819 | 1,253 | 6,727 | 14,900 | 3,535 | 27,449 | |
| 1994 | 37 | 193 | 764 | 1,384 | 6,680 | 13,694 | 4,177 | 26,929 | |
| 1993 | 32 | 199 | 893 | 1,541 | 7,748 | 14,632 | 5,346 | 30,391 | |
| State Agency | | | | | | | | Motor Vehicle | Total |
| | Murder | Rape | Robbery | Assault | Burglary | Larceny | Theft | Crime | |
| 1997 | 3 | 40 | 10 | 85 | 121 | 892 | 35 | 1,186 | |
| 1996 | 1 | 41 | 5 | 99 | 129 | 795 | 56 | 1,126 | |
| 1995 | 0 | 25 | 5 | 132 | 168 | 970 | 73 | 1,373 | |
| 1994 | 3 | 22 | 6 | 113 | 242 | 956 | 84 | 1,426 | |
| 1993 | 3 | 21 | 6 | 73 | 237 | 1,013 | 73 | 1,426 | |
| Washington | | | | | | | | Motor Vehicle | Total |
| | Murder | Rape | Robbery | Assault | Burglary | Larceny | Theft | Crime | |
| 1997 | 2 | 17 | 11 | 89 | 578 | 1,606 | 132 | 2,435 | |
| 1996 | 1 | 8 | 11 | 82 | 483 | 1,571 | 91 | 2,247 | |
| 1995 | 1 | 20 | 8 | 152 | 508 | 1,687 | 127 | 2,503 | |
| 1994 | 0 | 15 | 9 | 158 | 531 | 1,560 | 112 | 2,385 | |
| 1993 | 2 | 13 | 5 | 140 | 526 | 1,481 | 99 | 2,266 | |

Crime Index Offenses

Rate Per 100,000 Inhabitants

| Municipality | Population | 1997 | 1996 | 1995 | 1994 | 1993 |
|------------------|------------|--------|--------|--------|--------|--------|
| Barrington | 15,800 | 3,006 | 3,101 | 2,353 | 1,943 | 1,950 |
| Bristol | 21,734 | 1,546 | 1,679 | 1,716 | 1,663 | 1,813 |
| Burrillville | 16,230 | 1,608 | 1,750 | 1,349 | 1,193 | 1,293 |
| Central Falls | 17,637 | 4,281 | 4,434 | 3,215 | 4,122 | 5,472 |
| Charlestown | 6,478 | 1,420 | 803 | 1,822 | 766 | 1,600 |
| Coventry | 31,609 | 2,104 | 2,610 | 2,252 | 2,280 | 2,470 |
| Cranston | 76,060 | 2,870 | 3,207 | 3,800 | 3,135 | 3,596 |
| Cumberland | 29,038 | 2,139 | 2,414 | 2,645 | 2,889 | 3,400 |
| East Greenwich | 11,835 | 1,665 | 1,893 | 2,132 | 1,600 | 2,441 |
| East Providence | 50,380 | 1,977 | 2,189 | 2,882 | 2,614 | 3,032 |
| Foster | 4,316 | 1,344 | 1,297 | 1,645 | 2,400 | 1,775 |
| Glocester | 9,227 | 1,138 | 1,257 | 715 | 1,244 | 1,211 |
| Hopkinton | 6,873 | 2,372 | 1,790 | 1,761 | 1,900 | 1,700 |
| Jamestown | 5,249 | 3,048 | 2,115 | 2,961 | 1,960 | 2,360 |
| Johnston | 26,542 | 2,276 | 2,570 | 2,943 | 2,848 | 3,481 |
| Lincoln | 18,045 | 2,810 | 3,879 | 4,018 | 3,866 | 3,977 |
| Little Compton | 3,366 | 1,396 | 921 | 1,198 | 933 | 1,733 |
| Middletown | 18,788 | 2,730 | 2,279 | 2,850 | 1,631 | 3,026 |
| Narragansett | 14,985 | 2,996 | 2,996 | 3,090 | 3,413 | 3,326 |
| New Shoreham | 836 | 16,627 | 11,005 | 13,517 | 13,500 | 11,900 |
| Newport | 27,455 | 7,969 | 7,704 | 8,109 | 7,732 | 8,450 |
| North Kingstown | 23,786 | 2,888 | 2,321 | 2,485 | 2,483 | 2,400 |
| North Providence | 32,090 | 1,745 | 2,312 | 2,552 | 2,943 | 2,956 |
| North Smithfield | 10,497 | 2,048 | 2,239 | 2,058 | 2,020 | 2,730 |
| Pawtucket | 72,644 | 3,626 | 4,318 | 4,635 | 4,723 | 5,763 |
| Portsmouth | 17,364 | 1,687 | 1,728 | 1,548 | 1,594 | 1,323 |
| Providence | 160,728 | 7,040 | 8,154 | 8,710 | 8,497 | 9,417 |
| Richmond | 5,351 | 2,000 | 1,626 | 1,738 | 1,860 | 1,380 |
| Scituate | 9,796 | 1,011 | 1,276 | 1,347 | 1,340 | 1,330 |
| Smithfield | 19,163 | 1,466 | 1,633 | 1,472 | 1,368 | 1,484 |
| South Kingstown | 24,631 | 2,002 | 2,131 | 2,554 | 1,976 | 1,836 |
| Tiverton | 14,495 | 1,814 | 1,828 | 2,359 | 2,178 | 2,642 |
| Warren | 11,321 | 2,818 | 3,427 | 2,609 | 3,354 | 3,272 |
| Warwick | 85,823 | 3,659 | 3,987 | 4,413 | 4,577 | 4,658 |
| West Greenwich | 3,963 | 2,271 | 2,019 | 3,093 | 4,233 | 3,433 |
| West Warwick | 29,263 | 4,511 | 4,378 | 4,527 | 3,982 | 3,575 |
| Westerly | 21,605 | 1,412 | 1,699 | 1,736 | 1,709 | 1,495 |
| Woonsocket | 43,877 | 2,824 | 2,726 | 2,496 | 2,563 | 2,556 |

The high crime rate for New Shoreham is misleading due to the very small year-round population in comparison to the actual population during the summer season.



Municipal Profile Data - Five Year Trend
Listed by Municipality

Barrington

| | | | |
|------------|----------------|-------------------------|---------|
| Population | Area Sq. Miles | Population per Sq. Mile | County |
| 15,800 | 8.4 | 1,886.8 | Bristol |

| Year | Crime Index Total | Crime Data | | | | | | | Full-Time Police Employee Data | | | | |
|------|-------------------|------------|------|---------|--------------------|----------|---------|---------------------|--------------------------------|--------|------------|--------|-------|
| | | Murder | Rape | Robbery | Aggravated Assault | Burglary | Larceny | Motor Vehicle Theft | Sworn: | | Non-Sworn: | | |
| | | | | | | | | | Male | Female | Male | Female | Total |
| 1997 | 475 | 0 | 2 | 0 | 8 | 111 | 350 | 4 | 23 | 1 | 3 | 4 | 31 |
| 1996 | 490 | 0 | 2 | 2 | 23 | 155 | 305 | 3 | 23 | 1 | 1 | 2 | 27 |
| 1995 | 373 | 0 | 0 | 1 | 2 | 29 | 336 | 5 | 23 | 1 | 3 | 4 | 31 |
| 1994 | 311 | 0 | 0 | 1 | 4 | 24 | 277 | 5 | 24 | 0 | 2 | 3 | 29 |
| 1993 | 312 | 0 | 0 | 5 | 8 | 31 | 263 | 5 | 24 | 0 | 3 | 3 | 30 |

Bristol

| | | | |
|------------|----------------|-------------------------|---------|
| Population | Area Sq. Miles | Population per Sq. Mile | County |
| 21,734 | 10.1 | 2,141.1 | Bristol |

| Year | Crime Index Total | Crime Data | | | | | | | Full-Time Police Employee Data | | | | |
|------|-------------------|------------|------|---------|--------------------|----------|---------|---------------------|--------------------------------|--------|------------|--------|-------|
| | | Murder | Rape | Robbery | Aggravated Assault | Burglary | Larceny | Motor Vehicle Theft | Sworn: | | Non-Sworn: | | |
| | | | | | | | | | Male | Female | Male | Female | Total |
| 1997 | 336 | 0 | 3 | 4 | 18 | 72 | 212 | 27 | 36 | 0 | 4 | 5 | 45 |
| 1996 | 365 | 0 | 1 | 2 | 17 | 67 | 255 | 23 | 35 | 0 | 6 | 5 | 46 |
| 1995 | 371 | 0 | 0 | 3 | 11 | 73 | 265 | 19 | 36 | 0 | 5 | 5 | 46 |
| 1994 | 366 | 0 | 3 | 0 | 17 | 64 | 272 | 10 | 33 | 0 | 5 | 3 | 41 |
| 1993 | 399 | 0 | 0 | 0 | 25 | 72 | 287 | 15 | 35 | 0 | 6 | 3 | 44 |

Brown University

| | | | |
|------------|----------------|-------------------------|--------------|
| Population | Area Sq. Miles | Population per Sq. Mile | County |
| | | | State Agency |

| Year | Crime Index Total | Crime Data | | | | | | | Full-Time Police Employee Data | | | | |
|------|-------------------|------------|------|---------|--------------------|----------|---------|---------------------|--------------------------------|--------|------------|--------|-------|
| | | Murder | Rape | Robbery | Aggravated Assault | Burglary | Larceny | Motor Vehicle Theft | Sworn: | | Non-Sworn: | | |
| | | | | | | | | | Male | Female | Male | Female | Total |
| 1997 | 402 | 0 | 1 | 3 | 4 | 31 | 363 | 0 | 20 | 3 | 23 | 15 | 61 |
| 1996 | 371 | 0 | 4 | 1 | 3 | 33 | 328 | 2 | 21 | 3 | 21 | 14 | 59 |
| 1995 | 473 | 0 | 2 | 5 | 1 | 60 | 402 | 3 | 19 | 2 | 26 | 16 | 63 |
| 1994 | 564 | 0 | 0 | 3 | 3 | 125 | 430 | 3 | 18 | 3 | 24 | 13 | 58 |
| 1993 | 614 | 0 | 0 | 1 | 7 | 134 | 470 | 2 | 17 | 2 | 23 | 13 | 55 |

**Municipal Profile Data - Five Year Trend
Listed by Municipality**

Burrillville

| | | | |
|------------|----------------|-------------------------|------------|
| Population | Area Sq. Miles | Population per Sq. Mile | County |
| 16,230 | 55.6 | 291.9 | Providence |

| Year | Crime Index Total | | | | | | | | Full-Time Police Employee Data | | | | |
|------|-------------------|--------|------|---------|--------------------|----------|---------|---------------------|--------------------------------|--------|------------|--------|-------|
| | | Murder | Rape | Robbery | Aggravated Assault | Burglary | Larceny | Motor Vehicle Theft | Sworn: | | Non-Sworn: | | Total |
| | | | | | | | | | Male | Female | Male | Female | |
| 1997 | 261 | 0 | 8 | 3 | 15 | 91 | 128 | 16 | 20 | 1 | 3 | 4 | 28 |
| 1996 | 284 | 0 | 4 | 1 | 6 | 81 | 180 | 12 | 20 | 1 | 2 | 4 | 27 |
| 1995 | 219 | 0 | 2 | 1 | 12 | 44 | 145 | 15 | 19 | 1 | 2 | 4 | 26 |
| 1994 | 191 | 0 | 0 | 0 | 6 | 65 | 111 | 9 | 20 | 1 | 2 | 4 | 27 |
| 1993 | 207 | 0 | 1 | 0 | 14 | 63 | 120 | 9 | 17 | 1 | 2 | 4 | 24 |

Central Falls

| | | | |
|------------|----------------|-------------------------|------------|
| Population | Area Sq. Miles | Population per Sq. Mile | County |
| 17,637 | 1.2 | 14,697.5 | Providence |

| Year | Crime Index Total | | | | | | | | Full-Time Police Employee Data | | | | |
|------|-------------------|--------|------|---------|--------------------|----------|---------|---------------------|--------------------------------|--------|------------|--------|-------|
| | | Murder | Rape | Robbery | Aggravated Assault | Burglary | Larceny | Motor Vehicle Theft | Sworn: | | Non-Sworn: | | Total |
| | | | | | | | | | Male | Female | Male | Female | |
| 1997 | 755 | 1 | 18 | 16 | 97 | 152 | 356 | 115 | 40 | 0 | 0 | 1 | 41 |
| 1996 | 782 | 0 | 17 | 31 | 107 | 183 | 319 | 125 | 40 | 0 | 0 | 1 | 41 |
| 1995 | 567 | 0 | 8 | 19 | 84 | 166 | 187 | 103 | 40 | 0 | 0 | 1 | 41 |
| 1994 | 742 | 2 | 10 | 17 | 78 | 207 | 255 | 173 | 37 | 0 | 0 | 1 | 38 |
| 1993 | 985 | 4 | 8 | 24 | 188 | 214 | 318 | 229 | 37 | 0 | 1 | 1 | 39 |

Charlestown

| | | | |
|------------|----------------|-------------------------|------------|
| Population | Area Sq. Miles | Population per Sq. Mile | County |
| 6,478 | 36.8 | 176. | Washington |

| Year | Crime Index Total | | | | | | | | Full-Time Police Employee Data | | | | |
|------|-------------------|--------|------|---------|--------------------|----------|---------|---------------------|--------------------------------|--------|------------|--------|-------|
| | | Murder | Rape | Robbery | Aggravated Assault | Burglary | Larceny | Motor Vehicle Theft | Sworn: | | Non-Sworn: | | Total |
| | | | | | | | | | Male | Female | Male | Female | |
| 1997 | 92 | 0 | 3 | 1 | 10 | 35 | 42 | 1 | 16 | 1 | 3 | 2 | 22 |
| 1996 | 52 | 0 | 0 | 0 | 6 | 15 | 30 | 1 | 16 | 1 | 2 | 3 | 22 |
| 1995 | 118 | 0 | 2 | 2 | 8 | 35 | 68 | 3 | 17 | 0 | 2 | 3 | 22 |
| 1994 | 46 | 0 | 0 | 0 | 9 | 15 | 20 | 2 | 17 | 0 | 2 | 3 | 22 |
| 1993 | 96 | 0 | 0 | 0 | 19 | 19 | 54 | 4 | 17 | 0 | 2 | 3 | 22 |

Municipal Profile Data - Five Year Trend
Listed by Municipality

Coventry

| | | | |
|------------|----------------|-------------------------|--------|
| Population | Area Sq. Miles | Population per Sq. Mile | County |
| 31,609 | 59.5 | 522.4 | Kent |

| Year | Crime Index Total | | | | | | | | Full-Time Police Employee Data | | | | |
|------|-------------------|--------|------|---------|--------------------|----------|---------|---------------------|--------------------------------|--------|------------|--------|-------|
| | | Murder | Rape | Robbery | Aggravated Assault | Burglary | Larceny | Motor Vehicle Theft | Sworn: | | Non-Sworn: | | Total |
| | | | | | | | | | Male | Female | Male | Female | |
| 1997 | 665 | 0 | 2 | 1 | 29 | 110 | 499 | 24 | 47 | 3 | 4 | 9 | 63 |
| 1996 | 825 | 2 | 4 | 1 | 27 | 158 | 594 | 39 | 47 | 3 | 4 | 9 | 63 |
| 1995 | 700 | 0 | 1 | 1 | 16 | 189 | 469 | 24 | 47 | 3 | 4 | 9 | 63 |
| 1994 | 707 | 0 | 2 | 2 | 29 | 191 | 445 | 38 | 47 | 3 | 4 | 9 | 63 |
| 1993 | 766 | 1 | 4 | 1 | 34 | 180 | 509 | 37 | 46 | 4 | 4 | 9 | 63 |

Cranston

| | | | |
|------------|----------------|-------------------------|------------|
| Population | Area Sq. Miles | Population per Sq. Mile | County |
| 76,060 | 28.6 | 2,659.4 | Providence |

| Year | Crime Index Total | | | | | | | | Full-Time Police Employee Data | | | | |
|------|-------------------|--------|------|---------|--------------------|----------|---------|---------------------|--------------------------------|--------|------------|--------|-------|
| | | Murder | Rape | Robbery | Aggravated Assault | Burglary | Larceny | Motor Vehicle Theft | Sworn: | | Non-Sworn: | | Total |
| | | | | | | | | | Male | Female | Male | Female | |
| 1997 | 2,183 | 0 | 36 | 28 | 66 | 470 | 1,332 | 251 | 137 | 8 | 11 | 19 | 175 |
| 1996 | 2,439 | 1 | 25 | 30 | 59 | 423 | 1,534 | 367 | 137 | 8 | 12 | 19 | 176 |
| 1995 | 2,890 | 0 | 18 | 44 | 68 | 774 | 1,696 | 290 | 137 | 8 | 10 | 19 | 174 |
| 1994 | 2,383 | 3 | 16 | 17 | 81 | 462 | 1,542 | 262 | 137 | 8 | 21 | 11 | 177 |
| 1993 | 2,733 | 0 | 9 | 36 | 83 | 616 | 1,650 | 339 | 138 | 6 | 9 | 21 | 174 |

Cumberland

| | | | |
|------------|----------------|-------------------------|------------|
| Population | Area Sq. Miles | Population per Sq. Mile | County |
| 29,038 | 26.8 | 1,083.5 | Providence |

| Year | Crime Index Total | | | | | | | | Full-Time Police Employee Data | | | | |
|------|-------------------|--------|------|---------|--------------------|----------|---------|---------------------|--------------------------------|--------|------------|--------|-------|
| | | Murder | Rape | Robbery | Aggravated Assault | Burglary | Larceny | Motor Vehicle Theft | Sworn: | | Non-Sworn: | | Total |
| | | | | | | | | | Male | Female | Male | Female | |
| 1997 | 621 | 0 | 2 | 6 | 118 | 71 | 381 | 43 | 42 | 3 | 6 | 2 | 53 |
| 1996 | 701 | 0 | 0 | 3 | 109 | 107 | 436 | 46 | 41 | 3 | 6 | 1 | 51 |
| 1995 | 768 | 2 | 2 | 3 | 125 | 126 | 475 | 35 | 41 | 2 | 6 | 1 | 50 |
| 1994 | 838 | 1 | 1 | 1 | 125 | 149 | 492 | 69 | 41 | 2 | 6 | 1 | 50 |
| 1993 | 986 | 0 | 2 | 6 | 179 | 156 | 583 | 60 | 41 | 2 | 6 | 3 | 52 |

**Municipal Profile Data - Five Year Trend
Listed by Municipality**

Dept of Environmental Mgmt (DEM)

| | | | |
|------------|----------------|-------------------------|--------------|
| Population | Area Sq. Miles | Population per Sq. Mile | County |
| | | | State Agency |

| Year | Crime Index Total | Murder | Rape | Robbery | Aggravated Assault | Burglary | Larceny | Motor Vehicle Theft | Full-Time Police Employee Data | | | | |
|------|-------------------|--------|------|---------|--------------------|----------|---------|---------------------|--------------------------------|--------|------------|--------|-------|
| | | | | | | | | | Sworn: | | Non-Sworn: | | Total |
| | | | | | | | | | Male | Female | Male | Female | |
| 1997 | 11 | 0 | 0 | 0 | 0 | 1 | 10 | 0 | 33 | 4 | 5 | 4 | 46 |
| 1996 | 18 | 0 | 0 | 0 | 0 | 0 | 0 | 18 | 33 | 4 | 5 | 4 | 46 |
| 1995 | 7 | 0 | 0 | 0 | 0 | 0 | 0 | 7 | 34 | 4 | 5 | 5 | 48 |
| 1994 | 6 | 0 | 0 | 0 | 1 | 0 | 5 | 0 | 34 | 2 | 6 | 4 | 46 |
| 1993 | 13 | 0 | 0 | 0 | 0 | 0 | 0 | 13 | 36 | 3 | 3 | 3 | 45 |

East Greenwich

| | | | |
|------------|----------------|-------------------------|--------|
| Population | Area Sq. Miles | Population per Sq. Mile | County |
| 11,835 | 16.1 | 719.1 | Kent |

| Year | Crime Index Total | Murder | Rape | Robbery | Aggravated Assault | Burglary | Larceny | Motor Vehicle Theft | Full-Time Police Employee Data | | | | |
|------|-------------------|--------|------|---------|--------------------|----------|---------|---------------------|--------------------------------|--------|------------|--------|-------|
| | | | | | | | | | Sworn: | | Non-Sworn: | | Total |
| | | | | | | | | | Male | Female | Male | Female | |
| 1997 | 197 | 0 | 1 | 0 | 11 | 48 | 127 | 10 | 29 | 4 | 2 | 3 | 38 |
| 1996 | 224 | 0 | 2 | 3 | 7 | 40 | 164 | 8 | 30 | 3 | 5 | 0 | 38 |
| 1995 | 253 | 0 | 2 | 3 | 3 | 42 | 191 | 12 | 29 | 3 | 1 | 3 | 36 |
| 1994 | 192 | 0 | 0 | 1 | 18 | 44 | 123 | 6 | 29 | 3 | 1 | 3 | 36 |
| 1993 | 293 | 0 | 1 | 1 | 8 | 82 | 188 | 13 | 30 | 4 | 0 | 2 | 36 |

East Providence

| | | | |
|------------|----------------|-------------------------|------------|
| Population | Area Sq. Miles | Population per Sq. Mile | County |
| 50,380 | 13.4 | 3,759.7 | Providence |

| Year | Crime Index Total | Murder | Rape | Robbery | Aggravated Assault | Burglary | Larceny | Motor Vehicle Theft | Full-Time Police Employee Data | | | | |
|------|-------------------|--------|------|---------|--------------------|----------|---------|---------------------|--------------------------------|--------|------------|--------|-------|
| | | | | | | | | | Sworn: | | Non-Sworn: | | Total |
| | | | | | | | | | Male | Female | Male | Female | |
| 1997 | 996 | 0 | 1 | 13 | 8 | 146 | 724 | 104 | 87 | 4 | 9 | 8 | 108 |
| 1996 | 1,103 | 0 | 5 | 10 | 14 | 197 | 722 | 155 | 82 | 3 | 11 | 8 | 104 |
| 1995 | 1,452 | 0 | 0 | 13 | 34 | 340 | 923 | 142 | 85 | 3 | 11 | 7 | 106 |
| 1994 | 1,307 | 1 | 1 | 20 | 50 | 262 | 852 | 121 | 91 | 4 | 11 | 9 | 115 |
| 1993 | 1,516 | 0 | 2 | 20 | 53 | 266 | 965 | 210 | 87 | 4 | 10 | 10 | 111 |

Municipal Profile Data - Five Year Trend
Listed by Municipality

Foster

| | | | |
|------------|----------------|-------------------------|------------|
| Population | Area Sq. Miles | Population per Sq. Mile | County |
| 4,316 | 51.2 | 84.3 | Providence |

| Year | Crime Index Total | | | | | | | | Full-Time Police Employee Data | | | | |
|------|-------------------|--------|------|---------|--------------------|----------|---------|---------------------|--------------------------------|--------|------------|--------|-------|
| | | Murder | Rape | Robbery | Aggravated Assault | Burglary | Larceny | Motor Vehicle Theft | Sworn: | | Non-Sworn: | | Total |
| | | | | | | | | | Male | Female | Male | Female | |
| 1997 | 58 | 0 | 0 | 0 | 2 | 15 | 35 | 6 | 7 | 0 | 0 | 4 | 11 |
| 1996 | 56 | 0 | 0 | 0 | 6 | 22 | 24 | 4 | 7 | 0 | 0 | 4 | 11 |
| 1995 | 71 | 0 | 1 | 1 | 14 | 12 | 38 | 5 | 6 | 0 | 0 | 4 | 10 |
| 1994 | 96 | 0 | 0 | 0 | 9 | 36 | 47 | 4 | 6 | 0 | 0 | 4 | 10 |
| 1993 | 71 | 0 | 1 | 0 | 7 | 23 | 35 | 5 | 6 | 0 | 0 | 4 | 10 |

Glocester

| | | | |
|------------|----------------|-------------------------|------------|
| Population | Area Sq. Miles | Population per Sq. Mile | County |
| 9,227 | 54.8 | 168.4 | Providence |

| Year | Crime Index Total | | | | | | | | Full-Time Police Employee Data | | | | |
|------|-------------------|--------|------|---------|--------------------|----------|---------|---------------------|--------------------------------|--------|------------|--------|-------|
| | | Murder | Rape | Robbery | Aggravated Assault | Burglary | Larceny | Motor Vehicle Theft | Sworn: | | Non-Sworn: | | Total |
| | | | | | | | | | Male | Female | Male | Female | |
| 1997 | 105 | 0 | 0 | 1 | 8 | 23 | 71 | 2 | 11 | 0 | 4 | 0 | 15 |
| 1996 | 116 | 0 | 1 | 0 | 5 | 30 | 76 | 4 | 10 | 0 | 4 | 0 | 14 |
| 1995 | 66 | 0 | 2 | 0 | 2 | 27 | 34 | 1 | 10 | 0 | 4 | 0 | 14 |
| 1994 | 112 | 0 | 0 | 0 | 5 | 24 | 77 | 6 | 10 | 0 | 3 | 1 | 14 |
| 1993 | 109 | 2 | 0 | 0 | 0 | 31 | 70 | 6 | 9 | 0 | 3 | 1 | 13 |

Hopkinton

| | | | |
|------------|----------------|-------------------------|------------|
| Population | Area Sq. Miles | Population per Sq. Mile | County |
| 6,873 | 43. | 159.8 | Washington |

| Year | Crime Index Total | | | | | | | | Full-Time Police Employee Data | | | | |
|------|-------------------|--------|------|---------|--------------------|----------|---------|---------------------|--------------------------------|--------|------------|--------|-------|
| | | Murder | Rape | Robbery | Aggravated Assault | Burglary | Larceny | Motor Vehicle Theft | Sworn: | | Non-Sworn: | | Total |
| | | | | | | | | | Male | Female | Male | Female | |
| 1997 | 163 | 1 | 2 | 0 | 2 | 54 | 91 | 13 | 10 | 0 | 3 | 2 | 15 |
| 1996 | 123 | 0 | 0 | 0 | 0 | 40 | 80 | 3 | 9 | 0 | 3 | 2 | 14 |
| 1995 | 121 | 0 | 0 | 0 | 2 | 27 | 83 | 9 | 10 | 0 | 3 | 2 | 15 |
| 1994 | 133 | 0 | 0 | 0 | 0 | 40 | 89 | 4 | 10 | 0 | 3 | 2 | 15 |
| 1993 | 119 | 0 | 0 | 0 | 2 | 33 | 78 | 6 | 10 | 0 | 3 | 2 | 15 |

**Municipal Profile Data - Five Year Trend
Listed by Municipality**

Jamestown

| | | | |
|------------|----------------|-------------------------|---------|
| Population | Area Sq. Miles | Population per Sq. Mile | County |
| 5,249 | 9.7 | 515.4 | Newport |

| Year | Crime Index Total | | | | | | | | Full-Time Police Employee Data | | | | |
|------|-------------------|--------|------|---------|--------------------|----------|---------|---------------------|--------------------------------|--------|------------|--------|-------|
| | | Murder | Rape | Robbery | Aggravated Assault | Burglary | Larceny | Motor Vehicle Theft | Sworn: | | Non-Sworn: | | Total |
| | | | | | | | | | Male | Female | Male | Female | |
| 1997 | 160 | 0 | 0 | 0 | 2 | 29 | 124 | 5 | 11 | 2 | 3 | 1 | 17 |
| 1996 | 111 | 0 | 0 | 0 | 2 | 26 | 81 | 2 | 11 | 2 | 3 | 1 | 17 |
| 1995 | 148 | 0 | 0 | 0 | 11 | 16 | 120 | 1 | 13 | 1 | 3 | 1 | 18 |
| 1994 | 98 | 0 | 2 | 0 | 4 | 20 | 68 | 4 | 12 | 1 | 2 | 1 | 16 |
| 1993 | 118 | 0 | 0 | 0 | 3 | 21 | 93 | 1 | 13 | 0 | 2 | 1 | 16 |

Johnston

| | | | |
|------------|----------------|-------------------------|------------|
| Population | Area Sq. Miles | Population per Sq. Mile | County |
| 26,542 | 23.7 | 1,119.9 | Providence |

| Year | Crime Index Total | | | | | | | | Full-Time Police Employee Data | | | | |
|------|-------------------|--------|------|---------|--------------------|----------|---------|---------------------|--------------------------------|--------|------------|--------|-------|
| | | Murder | Rape | Robbery | Aggravated Assault | Burglary | Larceny | Motor Vehicle Theft | Sworn: | | Non-Sworn: | | Total |
| | | | | | | | | | Male | Female | Male | Female | |
| 1997 | 604 | 0 | 2 | 2 | 25 | 111 | 393 | 71 | 73 | 2 | 5 | 14 | 94 |
| 1996 | 682 | 0 | 2 | 8 | 22 | 146 | 433 | 71 | 65 | 3 | 3 | 14 | 85 |
| 1995 | 781 | 1 | 4 | 4 | 25 | 158 | 504 | 85 | 64 | 3 | 4 | 13 | 84 |
| 1994 | 769 | 1 | 0 | 4 | 21 | 150 | 473 | 120 | 57 | 2 | 5 | 12 | 76 |
| 1993 | 940 | 0 | 1 | 7 | 17 | 190 | 577 | 148 | 58 | 2 | 7 | 10 | 77 |

Lincoln

| | | | |
|------------|----------------|-------------------------|------------|
| Population | Area Sq. Miles | Population per Sq. Mile | County |
| 18,045 | 18.2 | 991.5 | Providence |

| Year | Crime Index Total | | | | | | | | Full-Time Police Employee Data | | | | |
|------|-------------------|--------|------|---------|--------------------|----------|---------|---------------------|--------------------------------|--------|------------|--------|-------|
| | | Murder | Rape | Robbery | Aggravated Assault | Burglary | Larceny | Motor Vehicle Theft | Sworn: | | Non-Sworn: | | Total |
| | | | | | | | | | Male | Female | Male | Female | |
| 1997 | 507 | 0 | 0 | 4 | 10 | 95 | 346 | 52 | 31 | 2 | 3 | 2 | 38 |
| 1996 | 700 | 0 | 0 | 3 | 29 | 103 | 506 | 59 | 31 | 1 | 3 | 2 | 37 |
| 1995 | 725 | 0 | 0 | 3 | 9 | 93 | 519 | 101 | 32 | 1 | 5 | 2 | 40 |
| 1994 | 696 | 0 | 1 | 5 | 1 | 116 | 486 | 87 | 31 | 1 | 3 | 2 | 37 |
| 1993 | 716 | 1 | 8 | 3 | 3 | 100 | 467 | 134 | 31 | 1 | 3 | 2 | 37 |

Municipal Profile Data - Five Year Trend
Listed by Municipality

Little Compton

| | | | |
|------------|----------------|-------------------------|---------|
| Population | Area Sq. Miles | Population per Sq. Mile | County |
| 3,366 | 20.9 | 159.8 | Newport |

| Year | Crime Index Total | | | | | | | | Full-Time Police Employee Data | | | | |
|------|-------------------|--------|------|---------|--------------------|----------|---------|---------------------|--------------------------------|--------|------------|--------|-------|
| | | Murder | Rape | Robbery | Aggravated Assault | Burglary | Larceny | Motor Vehicle Theft | Sworn: | | Non-Sworn: | | Total |
| | | | | | | | | | Male | Female | Male | Female | |
| 1997 | 47 | 0 | 0 | 0 | 2 | 8 | 35 | 2 | 8 | 0 | 1 | 3 | 12 |
| 1996 | 31 | 0 | 0 | 0 | 1 | 7 | 23 | 0 | 8 | 0 | 1 | 3 | 12 |
| 1995 | 40 | 0 | 0 | 0 | 0 | 7 | 32 | 1 | 8 | 0 | 2 | 2 | 12 |
| 1994 | 28 | 0 | 0 | 0 | 0 | 6 | 18 | 4 | 8 | 0 | 1 | 3 | 12 |
| 1993 | 52 | 0 | 0 | 0 | 0 | 12 | 35 | 5 | 8 | 0 | 1 | 3 | 12 |

Middletown

| | | | |
|------------|----------------|-------------------------|---------|
| Population | Area Sq. Miles | Population per Sq. Mile | County |
| 18,788 | 13. | 1,496.9 | Newport |

| Year | Crime Index Total | | | | | | | | Full-Time Police Employee Data | | | | |
|------|-------------------|--------|------|---------|--------------------|----------|---------|---------------------|--------------------------------|--------|------------|--------|-------|
| | | Murder | Rape | Robbery | Aggravated Assault | Burglary | Larceny | Motor Vehicle Theft | Sworn: | | Non-Sworn: | | Total |
| | | | | | | | | | Male | Female | Male | Female | |
| 1997 | 513 | 0 | 5 | 5 | 19 | 75 | 397 | 12 | 34 | 3 | 2 | 2 | 41 |
| 1996 | 616 | 0 | 7 | 6 | 20 | 107 | 452 | 24 | 34 | 3 | 2 | 2 | 41 |
| 1995 | 427 | 0 | 2 | 3 | 19 | 56 | 334 | 13 | 35 | 3 | 1 | 2 | 41 |
| 1994 | 310 | 0 | 1 | 2 | 5 | 40 | 252 | 10 | 35 | 3 | 1 | 2 | 41 |
| 1993 | 575 | 0 | 5 | 5 | 146 | 43 | 353 | 23 | 35 | 3 | 1 | 2 | 41 |

Narragansett

| | | | |
|------------|----------------|-------------------------|------------|
| Population | Area Sq. Miles | Population per Sq. Mile | County |
| 14,985 | 14.1 | 1,062.8 | Washington |

| Year | Crime Index Total | | | | | | | | Full-Time Police Employee Data | | | | |
|------|-------------------|--------|------|---------|--------------------|----------|---------|---------------------|--------------------------------|--------|------------|--------|-------|
| | | Murder | Rape | Robbery | Aggravated Assault | Burglary | Larceny | Motor Vehicle Theft | Sworn: | | Non-Sworn: | | Total |
| | | | | | | | | | Male | Female | Male | Female | |
| 1997 | 449 | 0 | 2 | 1 | 19 | 97 | 306 | 24 | 32 | 2 | 1 | 7 | 42 |
| 1996 | 449 | 1 | 1 | 3 | 29 | 102 | 299 | 14 | 32 | 2 | 1 | 6 | 41 |
| 1995 | 463 | 0 | 7 | 3 | 46 | 93 | 293 | 21 | 32 | 2 | 3 | 6 | 43 |
| 1994 | 512 | 0 | 3 | 2 | 69 | 120 | 293 | 25 | 32 | 2 | 3 | 6 | 43 |
| 1993 | 499 | 0 | 4 | 1 | 59 | 149 | 263 | 23 | 33 | 1 | 3 | 7 | 44 |

**Municipal Profile Data - Five Year Trend
Listed by Municipality**

New Shoreham

| | | | |
|------------|----------------|-------------------------|------------|
| Population | Area Sq. Miles | Population per Sq. Mile | County |
| 836 | 9.7 | 86.2 | Washington |

| Year | Crime Index Total | Murder | Rape | Robbery | Aggravated Assault | Burglary | Larceny | Motor Vehicle Theft | Full-Time Police Employee Data | | | | |
|------|-------------------|--------|------|---------|--------------------|----------|---------|---------------------|--------------------------------|--------|------------|--------|---|
| | | | | | | | | | Sworn: | | Non-Sworn: | | |
| | | | | | | | | | Male | Female | Male | Female | |
| 1997 | 139 | 0 | 0 | 0 | 4 | 16 | 109 | 10 | 3 | 0 | 1 | 4 | 8 |
| 1996 | 92 | 0 | 0 | 0 | 1 | 8 | 69 | 14 | 3 | 0 | 1 | 4 | 8 |
| 1995 | 113 | 0 | 0 | 0 | 3 | 12 | 93 | 5 | 3 | 0 | 0 | 2 | 5 |
| 1994 | 135 | 0 | 0 | 0 | 10 | 11 | 108 | 6 | 3 | 0 | 0 | 3 | 6 |
| 1993 | 119 | 0 | 0 | 0 | 3 | 7 | 107 | 2 | 3 | 0 | 0 | 4 | 7 |

Newport

| | | | |
|------------|----------------|-------------------------|---------|
| Population | Area Sq. Miles | Population per Sq. Mile | County |
| 27,455 | 7.9 | 3,501. | Newport |

| Year | Crime Index Total | Murder | Rape | Robbery | Aggravated Assault | Burglary | Larceny | Motor Vehicle Theft | Full-Time Police Employee Data | | | | |
|------|-------------------|--------|------|---------|--------------------|----------|---------|---------------------|--------------------------------|--------|------------|--------|-----|
| | | | | | | | | | Sworn: | | Non-Sworn: | | |
| | | | | | | | | | Male | Female | Male | Female | |
| 1997 | 2,188 | 2 | 24 | 30 | 174 | 455 | 1,421 | 82 | 81 | 2 | 7 | 14 | 104 |
| 1996 | 2,115 | 0 | 12 | 47 | 187 | 501 | 1,281 | 87 | 87 | 2 | 8 | 14 | 111 |
| 1995 | 2,289 | 0 | 15 | 36 | 211 | 474 | 1,456 | 97 | 88 | 2 | 8 | 15 | 113 |
| 1994 | 2,165 | 0 | 14 | 40 | 225 | 508 | 1,308 | 70 | 88 | 3 | 8 | 14 | 113 |
| 1993 | 2,366 | 1 | 17 | 49 | 221 | 504 | 1,483 | 91 | 84 | 3 | 8 | 13 | 108 |

North Kingstown

| | | | |
|------------|----------------|-------------------------|------------|
| Population | Area Sq. Miles | Population per Sq. Mile | County |
| 23,786 | 43.7 | 544.3 | Washington |

| Year | Crime Index Total | Murder | Rape | Robbery | Aggravated Assault | Burglary | Larceny | Motor Vehicle Theft | Full-Time Police Employee Data | | | | |
|------|-------------------|--------|------|---------|--------------------|----------|---------|---------------------|--------------------------------|--------|------------|--------|----|
| | | | | | | | | | Sworn: | | Non-Sworn: | | |
| | | | | | | | | | Male | Female | Male | Female | |
| 1997 | 687 | 0 | 2 | 1 | 27 | 158 | 463 | 36 | 46 | 2 | 3 | 5 | 56 |
| 1996 | 552 | 0 | 0 | 5 | 25 | 111 | 391 | 20 | 47 | 2 | 3 | 5 | 57 |
| 1995 | 591 | 0 | 1 | 1 | 48 | 153 | 353 | 35 | 47 | 2 | 5 | 6 | 60 |
| 1994 | 596 | 0 | 3 | 1 | 14 | 127 | 423 | 28 | 47 | 2 | 3 | 5 | 57 |
| 1993 | 576 | 0 | 0 | 0 | 18 | 131 | 402 | 25 | 48 | 1 | 5 | 6 | 60 |

Municipal Profile Data - Five Year Trend
Listed by Municipality

North Providence

| | | | |
|------------|----------------|-------------------------|------------|
| Population | Area Sq. Miles | Population per Sq. Mile | County |
| 32,090 | 5.7 | 5,629.8 | Providence |

| Year | Crime Index Total | | | | | | | | Full-Time Police Employee Data | | | | |
|------|-------------------|--------|------|---------|--------------------|----------|---------|---------------------|--------------------------------|--------|------------|--------|-------|
| | | Murder | Rape | Robbery | Aggravated Assault | Burglary | Larceny | Motor Vehicle Theft | Sworn: | | Non-Sworn: | | Total |
| | | | | | | | | | Male | Female | Male | Female | |
| 1997 | 560 | 0 | 8 | 9 | 23 | 125 | 309 | 86 | 65 | 5 | 14 | 10 | 94 |
| 1996 | 742 | 0 | 7 | 21 | 39 | 165 | 425 | 85 | 66 | 5 | 15 | 10 | 96 |
| 1995 | 819 | 0 | 10 | 15 | 46 | 215 | 440 | 93 | 63 | 5 | 13 | 10 | 91 |
| 1994 | 942 | 1 | 8 | 17 | 54 | 251 | 462 | 149 | 60 | 3 | 12 | 8 | 83 |
| 1993 | 946 | 0 | 9 | 13 | 58 | 216 | 508 | 142 | 51 | 2 | 11 | 7 | 71 |

North Smithfield

| | | | |
|------------|----------------|-------------------------|------------|
| Population | Area Sq. Miles | Population per Sq. Mile | County |
| 10,497 | 24. | 437.4 | Providence |

| Year | Crime Index Total | | | | | | | | Full-Time Police Employee Data | | | | |
|------|-------------------|--------|------|---------|--------------------|----------|---------|---------------------|--------------------------------|--------|------------|--------|-------|
| | | Murder | Rape | Robbery | Aggravated Assault | Burglary | Larceny | Motor Vehicle Theft | Sworn: | | Non-Sworn: | | Total |
| | | | | | | | | | Male | Female | Male | Female | |
| 1997 | 215 | 0 | 2 | 3 | 11 | 36 | 152 | 11 | 17 | 2 | 1 | 3 | 23 |
| 1996 | 235 | 0 | 1 | 0 | 42 | 39 | 133 | 20 | 14 | 2 | 1 | 3 | 20 |
| 1995 | 216 | 0 | 0 | 1 | 42 | 37 | 122 | 14 | 17 | 2 | 2 | 3 | 24 |
| 1994 | 202 | 0 | 0 | 1 | 43 | 32 | 117 | 9 | 16 | 2 | 2 | 3 | 23 |
| 1993 | 273 | 0 | 0 | 1 | 56 | 64 | 138 | 14 | 17 | 2 | 2 | 3 | 24 |

Pawtucket

| | | | |
|------------|----------------|-------------------------|------------|
| Population | Area Sq. Miles | Population per Sq. Mile | County |
| 72,644 | 8.7 | 8,349.9 | Providence |

| Year | Crime Index Total | | | | | | | | Full-Time Police Employee Data | | | | |
|------|-------------------|--------|------|---------|--------------------|----------|---------|---------------------|--------------------------------|--------|------------|--------|-------|
| | | Murder | Rape | Robbery | Aggravated Assault | Burglary | Larceny | Motor Vehicle Theft | Sworn: | | Non-Sworn: | | Total |
| | | | | | | | | | Male | Female | Male | Female | |
| 1997 | 2,634 | 1 | 28 | 78 | 105 | 677 | 1,289 | 456 | 142 | 6 | 7 | 22 | 177 |
| 1996 | 3,137 | 0 | 27 | 110 | 153 | 857 | 1,583 | 407 | 142 | 6 | 6 | 21 | 175 |
| 1995 | 3,367 | 2 | 30 | 116 | 164 | 885 | 1,734 | 436 | 142 | 6 | 14 | 11 | 173 |
| 1994 | 3,448 | 4 | 25 | 107 | 150 | 931 | 1,690 | 541 | 141 | 4 | 12 | 18 | 175 |
| 1993 | 4,207 | 2 | 29 | 117 | 166 | 1,227 | 1,898 | 768 | 146 | 4 | 11 | 17 | 178 |

**Municipal Profile Data - Five Year Trend
Listed by Municipality**

Portsmouth

| | | | |
|------------|----------------|-------------------------|---------|
| Population | Area Sq. Miles | Population per Sq. Mile | County |
| 17,364 | 23.2 | 726.6 | Newport |

| Year | Crime Index Total | Murder | Rape | Robbery | Aggravated Assault | Burglary | Larceny | Motor Vehicle Theft | Full-Time Police Employee Data | | | | |
|------|-------------------|--------|------|---------|--------------------|----------|---------|---------------------|--------------------------------|--------|------------|--------|-------|
| | | | | | | | | | Sworn: | | Non-Sworn: | | Total |
| | | | | | | | | | Male | Female | Male | Female | |
| 1997 | 293 | 0 | 9 | 0 | 15 | 58 | 201 | 10 | 26 | 1 | 0 | 2 | 29 |
| 1996 | 300 | 0 | 3 | 3 | 9 | 46 | 226 | 13 | 26 | 1 | 0 | 2 | 29 |
| 1995 | 261 | 0 | 1 | 2 | 10 | 46 | 188 | 14 | 26 | 1 | 0 | 2 | 29 |
| 1994 | 271 | 0 | 2 | 0 | 21 | 44 | 180 | 24 | 27 | 0 | 0 | 2 | 29 |
| 1993 | 225 | 0 | 4 | 2 | 18 | 46 | 135 | 20 | 27 | 0 | 3 | 0 | 30 |

Providence

| | | | |
|------------|----------------|-------------------------|------------|
| Population | Area Sq. Miles | Population per Sq. Mile | County |
| 160,728 | 18.5 | 8,688. | Providence |

| Year | Crime Index Total | Murder | Rape | Robbery | Aggravated Assault | Burglary | Larceny | Motor Vehicle Theft | Full-Time Police Employee Data | | | | |
|------|-------------------|--------|------|---------|--------------------|----------|---------|---------------------|--------------------------------|--------|------------|--------|-------|
| | | | | | | | | | Sworn: | | Non-Sworn: | | Total |
| | | | | | | | | | Male | Female | Male | Female | |
| 1997 | 11,316 | 12 | 101 | 421 | 474 | 2,317 | 5,881 | 2,110 | 435 | 33 | 15 | 23 | 506 |
| 1996 | 13,106 | 16 | 77 | 445 | 495 | 2,934 | 6,720 | 2,419 | 408 | 27 | 19 | 47 | 501 |
| 1995 | 13,999 | 25 | 98 | 570 | 530 | 3,534 | 7,150 | 2,092 | 394 | 28 | 21 | 49 | 492 |
| 1994 | 13,681 | 21 | 115 | 554 | 631 | 3,606 | 6,286 | 2,468 | 422 | 28 | 21 | 44 | 515 |
| 1993 | 15,162 | 22 | 114 | 636 | 601 | 4,240 | 6,433 | 3,116 | 384 | 26 | 5 | 35 | 450 |

Rhode Island State Police(Barracks Summary)

| | | | |
|------------|----------------|-------------------------|--------------|
| Population | Area Sq. Miles | Population per Sq. Mile | County |
| | | | State Agency |

| Year | Crime Index Total | Murder | Rape | Robbery | Aggravated Assault | Burglary | Larceny | Motor Vehicle Theft | Full-Time Police Employee Data | | | | |
|------|-------------------|--------|------|---------|--------------------|----------|---------|---------------------|--------------------------------|--------|------------|--------|-------|
| | | | | | | | | | Sworn: | | Non-Sworn: | | Total |
| | | | | | | | | | Male | Female | Male | Female | |
| 1997 | 539 | 3 | 39 | 7 | 78 | 77 | 307 | 28 | 168 | 13 | 25 | 17 | 223 |
| 1996 | 467 | 1 | 36 | 4 | 92 | 78 | 224 | 32 | 179 | 14 | 25 | 16 | 234 |
| 1995 | 613 | 0 | 23 | 0 | 129 | 89 | 317 | 55 | 188 | 13 | 31 | 12 | 244 |
| 1994 | 579 | 3 | 22 | 3 | 103 | 92 | 285 | 71 | 193 | 14 | 25 | 17 | 249 |
| 1993 | 539 | 3 | 21 | 5 | 60 | 87 | 308 | 55 | 167 | 13 | 25 | 18 | 223 |

Municipal Profile Data - Five Year Trend
Listed by Municipality

Richmond

| | | | |
|------------|----------------|-------------------------|------------|
| Population | Area Sq. Miles | Population per Sq. Mile | County |
| 5,351 | 40.6 | 131.8 | Washington |

| Year | Crime Index Total | | | | | | | | Full-Time Police Employee Data | | | | |
|------|-------------------|--------|------|---------|--------------------|----------|---------|---------------------|--------------------------------|--------|------------|--------|-------|
| | | Murder | Rape | Robbery | Aggravated Assault | Burglary | Larceny | Motor Vehicle Theft | Sworn: | | Non-Sworn: | | Total |
| | | | | | | | | | Male | Female | Male | Female | |
| 1997 | 107 | 0 | 0 | 0 | 11 | 17 | 75 | 4 | 6 | 1 | 3 | 2 | 12 |
| 1996 | 87 | 0 | 2 | 0 | 7 | 13 | 62 | 3 | 6 | 0 | 1 | 2 | 9 |
| 1995 | 93 | 0 | 0 | 0 | 11 | 12 | 64 | 6 | 6 | 0 | 1 | 1 | 8 |
| 1994 | 93 | 0 | 0 | 1 | 35 | 12 | 45 | 0 | 5 | 0 | 1 | 0 | 6 |
| 1993 | 69 | 0 | 0 | 0 | 17 | 12 | 40 | 0 | 5 | 0 | 5 | 0 | 10 |

Scituate

| | | | |
|------------|----------------|-------------------------|------------|
| Population | Area Sq. Miles | Population per Sq. Mile | County |
| 9,796 | 48.7 | 201.1 | Providence |

| Year | Crime Index Total | | | | | | | | Full-Time Police Employee Data | | | | |
|------|-------------------|--------|------|---------|--------------------|----------|---------|---------------------|--------------------------------|--------|------------|--------|-------|
| | | Murder | Rape | Robbery | Aggravated Assault | Burglary | Larceny | Motor Vehicle Theft | Sworn: | | Non-Sworn: | | Total |
| | | | | | | | | | Male | Female | Male | Female | |
| 1997 | 99 | 0 | 0 | 0 | 5 | 29 | 62 | 3 | 15 | 2 | 4 | 2 | 23 |
| 1996 | 125 | 0 | 1 | 0 | 5 | 30 | 82 | 7 | 14 | 1 | 3 | 2 | 20 |
| 1995 | 132 | 0 | 1 | 0 | 8 | 27 | 95 | 1 | 14 | 1 | 3 | 3 | 21 |
| 1994 | 134 | 0 | 1 | 0 | 4 | 43 | 81 | 5 | 14 | 1 | 4 | 2 | 21 |
| 1993 | 133 | 0 | 0 | 0 | 4 | 50 | 74 | 5 | 15 | 0 | 4 | 2 | 21 |

Smithfield

| | | | |
|------------|----------------|-------------------------|------------|
| Population | Area Sq. Miles | Population per Sq. Mile | County |
| 19,163 | 26.6 | 720.4 | Providence |

| Year | Crime Index Total | | | | | | | | Full-Time Police Employee Data | | | | |
|------|-------------------|--------|------|---------|--------------------|----------|---------|---------------------|--------------------------------|--------|------------|--------|-------|
| | | Murder | Rape | Robbery | Aggravated Assault | Burglary | Larceny | Motor Vehicle Theft | Sworn: | | Non-Sworn: | | Total |
| | | | | | | | | | Male | Female | Male | Female | |
| 1997 | 281 | 0 | 3 | 2 | 8 | 51 | 191 | 26 | 34 | 0 | 4 | 5 | 43 |
| 1996 | 313 | 0 | 1 | 1 | 11 | 65 | 211 | 24 | 34 | 0 | 4 | 5 | 43 |
| 1995 | 282 | 1 | 2 | 1 | 12 | 38 | 202 | 26 | 36 | 0 | 5 | 4 | 45 |
| 1994 | 260 | 0 | 2 | 5 | 10 | 58 | 156 | 29 | 36 | 0 | 4 | 5 | 45 |
| 1993 | 282 | 0 | 4 | 3 | 8 | 54 | 170 | 43 | 36 | 0 | 5 | 3 | 44 |

**Municipal Profile Data - Five Year Trend
Listed by Municipality**

South Kingstown

| | | | |
|------------|----------------|-------------------------|------------|
| Population | Area Sq. Miles | Population per Sq. Mile | County |
| 24,631 | 57.1 | 431.4 | Washington |

| Year | Crime Index Total | | | | | | | | Full-Time Police Employee Data | | | | |
|------|-------------------|--------|------|---------|--------------------|----------|---------|---------------------|--------------------------------|--------|------------|--------|-------|
| | | Murder | Rape | Robbery | Aggravated Assault | Burglary | Larceny | Motor Vehicle Theft | Sworn: | | Non-Sworn: | | Total |
| | | | | | | | | | Male | Female | Male | Female | |
| 1997 | 493 | 1 | 5 | 4 | 9 | 133 | 312 | 29 | 42 | 2 | 7 | 7 | 58 |
| 1996 | 525 | 0 | 3 | 2 | 12 | 113 | 374 | 21 | 42 | 2 | 7 | 7 | 58 |
| 1995 | 629 | 0 | 10 | 1 | 13 | 90 | 484 | 31 | 42 | 2 | 7 | 7 | 58 |
| 1994 | 494 | 0 | 9 | 3 | 17 | 104 | 337 | 24 | 41 | 2 | 7 | 7 | 57 |
| 1993 | 459 | 0 | 9 | 2 | 12 | 91 | 323 | 22 | 41 | 2 | 8 | 6 | 57 |

Tiverton

| | | | |
|------------|----------------|-------------------------|---------|
| Population | Area Sq. Miles | Population per Sq. Mile | County |
| 14,495 | 29.4 | 486.8 | Newport |

| Year | Crime Index Total | | | | | | | | Full-Time Police Employee Data | | | | |
|------|-------------------|--------|------|---------|--------------------|----------|---------|---------------------|--------------------------------|--------|------------|--------|-------|
| | | Murder | Rape | Robbery | Aggravated Assault | Burglary | Larceny | Motor Vehicle Theft | Sworn: | | Non-Sworn: | | Total |
| | | | | | | | | | Male | Female | Male | Female | |
| 1997 | 263 | 1 | 2 | 4 | 13 | 60 | 171 | 12 | 23 | 1 | 6 | 3 | 33 |
| 1996 | 265 | 1 | 3 | 0 | 17 | 48 | 181 | 15 | 22 | 1 | 4 | 3 | 30 |
| 1995 | 352 | 0 | 1 | 4 | 2 | 96 | 232 | 17 | 22 | 1 | 6 | 3 | 32 |
| 1994 | 315 | 1 | 0 | 3 | 14 | 49 | 218 | 30 | 22 | 0 | 6 | 2 | 30 |
| 1993 | 370 | 0 | 0 | 7 | 2 | 99 | 228 | 34 | 21 | 0 | 6 | 3 | 30 |

University of Rhode Island(URI)

| | | | |
|------------|----------------|-------------------------|--------------|
| Population | Area Sq. Miles | Population per Sq. Mile | County |
| | | | State Agency |

| Year | Crime Index Total | | | | | | | | Full-Time Police Employee Data | | | | |
|------|-------------------|--------|------|---------|--------------------|----------|---------|---------------------|--------------------------------|--------|------------|--------|-------|
| | | Murder | Rape | Robbery | Aggravated Assault | Burglary | Larceny | Motor Vehicle Theft | Sworn: | | Non-Sworn: | | Total |
| | | | | | | | | | Male | Female | Male | Female | |
| 1997 | 234 | 0 | 0 | 0 | 3 | 12 | 212 | 7 | 12 | 3 | 4 | 8 | 27 |
| 1996 | 270 | 0 | 1 | 0 | 4 | 18 | 243 | 4 | 13 | 3 | 4 | 6 | 26 |
| 1995 | 280 | 0 | 0 | 0 | 2 | 19 | 251 | 8 | 12 | 4 | 3 | 8 | 27 |
| 1994 | 277 | 0 | 0 | 0 | 6 | 25 | 236 | 10 | 13 | 4 | 8 | 5 | 30 |
| 1993 | 260 | 0 | 0 | 0 | 6 | 16 | 235 | 3 | 15 | 5 | 5 | 6 | 31 |

Municipal Profile Data - Five Year Trend
Listed by Municipality

Warren

| | | | |
|------------|----------------|-------------------------|---------|
| Population | Area Sq. Miles | Population per Sq. Mile | County |
| 11,321 | 6.2 | 1,836.3 | Bristol |

| Year | Crime Index Total | | | | | | | | Full-Time Police Employee Data | | | | |
|------|-------------------|--------|------|---------|--------------------|----------|---------|---------------------|--------------------------------|--------|------------|--------|-------|
| | | Murder | Rape | Robbery | Aggravated Assault | Burglary | Larceny | Motor Vehicle Theft | Sworn: | | Non-Sworn: | | |
| | | | | | | | | | Male | Female | Male | Female | Total |
| 1997 | 319 | 0 | 9 | 3 | 22 | 44 | 228 | 13 | 20 | 0 | 4 | 2 | 26 |
| 1996 | 388 | 0 | 7 | 3 | 14 | 56 | 296 | 12 | 21 | 0 | 4 | 2 | 27 |
| 1995 | 297 | 0 | 1 | 0 | 1 | 47 | 229 | 19 | 21 | 0 | 3 | 3 | 27 |
| 1994 | 369 | 0 | 0 | 0 | 0 | 41 | 305 | 23 | 21 | 0 | 3 | 3 | 27 |
| 1993 | 360 | 0 | 1 | 0 | 0 | 61 | 280 | 18 | 21 | 0 | 4 | 2 | 27 |

Warwick

| | | | |
|------------|----------------|-------------------------|--------|
| Population | Area Sq. Miles | Population per Sq. Mile | County |
| 85,823 | 35.5 | 2,406.4 | Kent |

| Year | Crime Index Total | | | | | | | | Full-Time Police Employee Data | | | | |
|------|-------------------|--------|------|---------|--------------------|----------|---------|---------------------|--------------------------------|--------|------------|--------|-------|
| | | Murder | Rape | Robbery | Aggravated Assault | Burglary | Larceny | Motor Vehicle Theft | Sworn: | | Non-Sworn: | | |
| | | | | | | | | | Male | Female | Male | Female | Total |
| 1997 | 3,140 | 2 | 14 | 25 | 163 | 437 | 2,209 | 290 | 160 | 11 | 18 | 30 | 219 |
| 1996 | 3,422 | 1 | 17 | 29 | 195 | 461 | 2,397 | 322 | 154 | 11 | 19 | 31 | 215 |
| 1995 | 3,770 | 1 | 12 | 23 | 206 | 527 | 2,654 | 347 | 155 | 10 | 21 | 31 | 217 |
| 1994 | 3,891 | 2 | 14 | 33 | 283 | 435 | 2,604 | 520 | 157 | 10 | 24 | 31 | 222 |
| 1993 | 3,960 | 3 | 17 | 35 | 308 | 517 | 2,444 | 636 | 159 | 8 | 24 | 31 | 222 |

West Greenwich

| | | | |
|------------|----------------|-------------------------|--------|
| Population | Area Sq. Miles | Population per Sq. Mile | County |
| 3,963 | 50.6 | 69. | Kent |

| Year | Crime Index Total | | | | | | | | Full-Time Police Employee Data | | | | |
|------|-------------------|--------|------|---------|--------------------|----------|---------|---------------------|--------------------------------|--------|------------|--------|-------|
| | | Murder | Rape | Robbery | Aggravated Assault | Burglary | Larceny | Motor Vehicle Theft | Sworn: | | Non-Sworn: | | |
| | | | | | | | | | Male | Female | Male | Female | Total |
| 1997 | 90 | 0 | 0 | 0 | 2 | 20 | 66 | 2 | 9 | 0 | 5 | 3 | 17 |
| 1996 | 80 | 0 | 0 | 1 | 3 | 39 | 34 | 3 | 7 | 0 | 2 | 3 | 12 |
| 1995 | 108 | 0 | 0 | 0 | 21 | 22 | 63 | 2 | 7 | 0 | 2 | 3 | 12 |
| 1994 | 127 | 0 | 0 | 0 | 42 | 22 | 61 | 2 | 7 | 0 | 2 | 3 | 12 |
| 1993 | 103 | 0 | 0 | 0 | 18 | 14 | 68 | 3 | 7 | 0 | 2 | 3 | 12 |

Municipal Profile Data - Five Year Trend
Listed by Municipality

West Warwick

| | | | |
|------------|----------------|-------------------------|--------|
| Population | Area Sq. Miles | Population per Sq. Mile | County |
| 29,263 | 7.9 | 3,704.8 | Kent |

| Year | Crime Index Total | Murder | Rape | Robbery | Aggravated Assault | Burglary | Larceny | Motor Vehicle Theft | Full-Time Police Employee Data | | | | |
|------|-------------------|--------|------|---------|--------------------|----------|---------|---------------------|--------------------------------|--------|------------|--------|-------|
| | | | | | | | | | Sworn: | | Non-Sworn: | | Total |
| | | | | | | | | | Male | Female | Male | Female | |
| 1997 | 1,320 | 0 | 4 | 7 | 447 | 174 | 641 | 47 | 60 | 3 | 3 | 3 | 69 |
| 1996 | 1,281 | 1 | 3 | 7 | 424 | 170 | 616 | 60 | 59 | 3 | 3 | 3 | 68 |
| 1995 | 1,325 | 1 | 2 | 7 | 394 | 208 | 653 | 60 | 58 | 3 | 3 | 3 | 67 |
| 1994 | 1,155 | 0 | 5 | 8 | 250 | 162 | 659 | 71 | 53 | 3 | 3 | 3 | 62 |
| 1993 | 1,037 | 0 | 4 | 4 | 139 | 222 | 601 | 67 | 52 | 3 | 3 | 3 | 61 |

Westerly

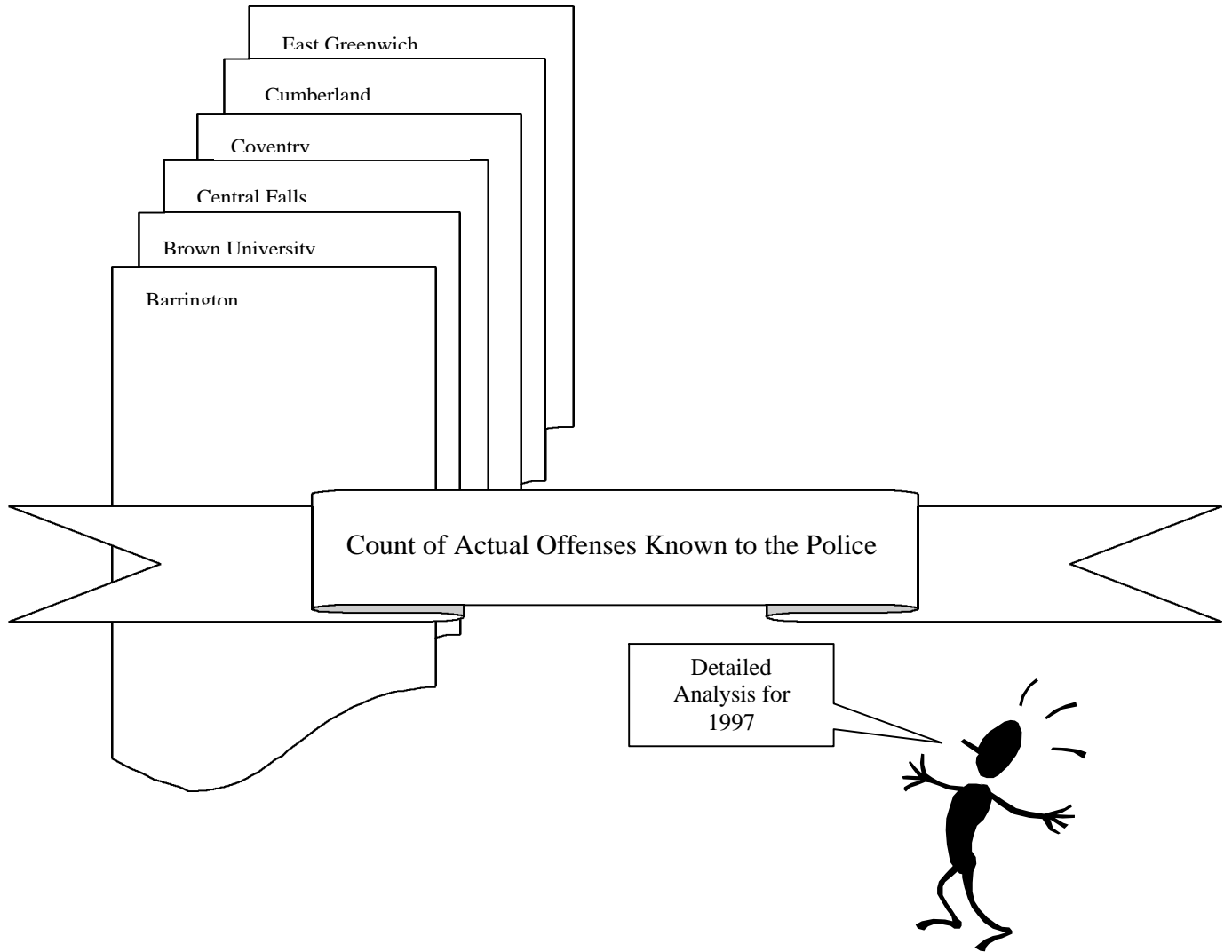
| | | | |
|------------|----------------|-------------------------|------------|
| Population | Area Sq. Miles | Population per Sq. Mile | County |
| 21,605 | 30.1 | 717.8 | Washington |

| Year | Crime Index Total | Murder | Rape | Robbery | Aggravated Assault | Burglary | Larceny | Motor Vehicle Theft | Full-Time Police Employee Data | | | | |
|------|-------------------|--------|------|---------|--------------------|----------|---------|---------------------|--------------------------------|--------|------------|--------|-------|
| | | | | | | | | | Sworn: | | Non-Sworn: | | Total |
| | | | | | | | | | Male | Female | Male | Female | |
| 1997 | 305 | 0 | 3 | 4 | 7 | 68 | 208 | 15 | 37 | 2 | 6 | 3 | 48 |
| 1996 | 367 | 0 | 2 | 1 | 2 | 81 | 266 | 15 | 36 | 2 | 7 | 3 | 48 |
| 1995 | 375 | 1 | 0 | 1 | 21 | 86 | 249 | 17 | 36 | 2 | 6 | 3 | 47 |
| 1994 | 376 | 0 | 0 | 2 | 4 | 102 | 245 | 23 | 36 | 2 | 5 | 3 | 46 |
| 1993 | 329 | 2 | 0 | 2 | 10 | 84 | 214 | 17 | 35 | 2 | 7 | 3 | 47 |

Woonsocket

| | | | |
|------------|----------------|-------------------------|------------|
| Population | Area Sq. Miles | Population per Sq. Mile | County |
| 43,877 | 7.7 | 5,698.3 | Providence |

| Year | Crime Index Total | Murder | Rape | Robbery | Aggravated Assault | Burglary | Larceny | Motor Vehicle Theft | Full-Time Police Employee Data | | | | |
|------|-------------------|--------|------|---------|--------------------|----------|---------|---------------------|--------------------------------|--------|------------|--------|-------|
| | | | | | | | | | Sworn: | | Non-Sworn: | | Total |
| | | | | | | | | | Male | Female | Male | Female | |
| 1997 | 1,239 | 1 | 21 | 22 | 122 | 269 | 671 | 133 | 94 | 3 | 14 | 2 | 113 |
| 1996 | 1,196 | 1 | 5 | 42 | 99 | 248 | 698 | 103 | 95 | 3 | 7 | 1 | 106 |
| 1995 | 1,095 | 1 | 5 | 28 | 78 | 251 | 636 | 96 | 96 | 3 | 6 | 1 | 106 |
| 1994 | 1,128 | 3 | 13 | 16 | 116 | 288 | 567 | 125 | 99 | 3 | 8 | 1 | 111 |
| 1993 | 1,125 | 1 | 11 | 27 | 104 | 238 | 626 | 118 | 102 | 3 | 7 | 1 | 113 |



Count of Actual Offenses Known to the Police

Listed by Municipality

BARRINGTON

| | Murder | Rape | Robbery | Aggravated Assault | Simple Assault |
|--------------------------|--------|------|---------|--------------------|---------------------|
| Gun | 0 | 0 | 0 | 0 | 83 |
| Knife/cutting instrument | 0 | 0 | 0 | 1 | Motor Vehicle Theft |
| Other lethal methods | 0 | 1 | 0 | 4 | 4 |
| Hands, fists, feet | 0 | 1 | 0 | 3 | |
| Total | 0 | 2 | 0 | 8 | |

| | # of Actual Offenses | Burglary | # of Actual Offenses | Larceny | # of Actual Offenses |
|---------------------|----------------------|-----------------------|----------------------|---------------------|----------------------|
| Robbery | 0 | Residence: | | Pocket picking | 0 |
| Highway | 0 | Night 6 p.m. - 6 a.m. | 14 | Purse snatching | 0 |
| Commercial House | 0 | Day 6 a.m. - 6 p.m. | 43 | Shoplifting | 12 |
| Gas/Service Station | 0 | Unknown | 32 | From Motor Vehicle | 139 |
| Chain Store | 0 | Non-Residence: | | Motor Vehicle Parts | 29 |
| Residence | 0 | Night 6 p.m. - 6 a.m. | 2 | Bicycles | 20 |
| Bank | 0 | Day 6 a.m. - 6 p.m. | 14 | From Buildings | 28 |
| Miscellaneous | 0 | Unknown | 6 | From Coin Machine | 1 |
| | | | | Other | 121 |
| Total Robbery | 0 | Total Burglary | 111 | Total Larceny | 350 |

BRISTOL

| | Murder | Rape | Robbery | Aggravated Assault | Simple Assault |
|--------------------------|--------|------|---------|--------------------|---------------------|
| Gun | 0 | 0 | 0 | 1 | 60 |
| Knife/cutting instrument | 0 | 0 | 0 | 5 | Motor Vehicle Theft |
| Other lethal methods | 0 | 0 | 0 | 3 | 27 |
| Hands, fists, feet | 0 | 3 | 4 | 9 | |
| Total | 0 | 3 | 4 | 18 | |

| | # of Actual Offenses | Burglary | # of Actual Offenses | Larceny | # of Actual Offenses |
|---------------------|----------------------|-----------------------|----------------------|---------------------|----------------------|
| Robbery | 3 | Residence: | | Pocket picking | 1 |
| Highway | 0 | Night 6 p.m. - 6 a.m. | 29 | Purse snatching | 3 |
| Commercial House | 0 | Day 6 a.m. - 6 p.m. | 11 | Shoplifting | 14 |
| Gas/Service Station | 0 | Unknown | 15 | From Motor Vehicle | 39 |
| Chain Store | 0 | Non-Residence: | | Motor Vehicle Parts | 38 |
| Residence | 1 | Night 6 p.m. - 6 a.m. | 13 | Bicycles | 25 |
| Bank | 0 | Day 6 a.m. - 6 p.m. | 1 | From Buildings | 53 |
| Miscellaneous | 0 | Unknown | 3 | From Coin Machine | 0 |
| | | | | Other | 39 |
| Total Robbery | 4 | Total Burglary | 72 | Total Larceny | 212 |

Count of Actual Offenses Known to the Police
Listed by Municipality

BROWN UNIVERSITY

| | Murder | Rape | Robbery | Aggravated Assault | Simple Assault |
|--------------------------|--------|------|---------|--------------------|---------------------|
| Gun | 0 | 0 | 0 | 0 | 14 |
| Knife/cutting instrument | 0 | 0 | 0 | 1 | Motor Vehicle Theft |
| Other lethal methods | 0 | 0 | 1 | 2 | 0 |
| Hands, fists, feet | 0 | 1 | 2 | 1 | |
| Total | 0 | 1 | 3 | 4 | |

| Robbery | # of Actual Offenses | Burglary | # of Actual Offenses | Larceny | # of Actual Offenses |
|---------------------|----------------------|-----------------------|----------------------|---------------------|----------------------|
| Highway | 0 | Residence: | | Pocket picking | 0 |
| Commercial House | 1 | Night 6 p.m. - 6 a.m. | 11 | Purse snatching | 0 |
| Gas/Service Station | 0 | Day 6 a.m. - 6 p.m. | 12 | Shoplifting | 1 |
| Chain Store | 0 | Unknown | 1 | From Motor Vehicle | 26 |
| Residence | 0 | Non-Residence: | | Motor Vehicle Parts | 26 |
| Bank | 0 | Night 6 p.m. - 6 a.m. | 1 | Bicycles | 59 |
| Miscellaneous | 2 | Day 6 a.m. - 6 p.m. | 3 | From Buildings | 209 |
| | | Unknown | 3 | From Coin Machine | 15 |
| | | | | Other | 27 |
| Total Robbery | 3 | Total Burglary | 31 | Total Larceny | 363 |

BURRILLVILLE

| | Murder | Rape | Robbery | Aggravated Assault | Simple Assault |
|--------------------------|--------|------|---------|--------------------|---------------------|
| Gun | 0 | 0 | 0 | 2 | 140 |
| Knife/cutting instrument | 0 | 0 | 0 | 2 | Motor Vehicle Theft |
| Other lethal methods | 0 | 6 | 2 | 5 | 16 |
| Hands, fists, feet | 0 | 2 | 1 | 6 | |
| Total | 0 | 8 | 3 | 15 | |

| Robbery | # of Actual Offenses | Burglary | # of Actual Offenses | Larceny | # of Actual Offenses |
|---------------------|----------------------|-----------------------|----------------------|---------------------|----------------------|
| Highway | 1 | Residence: | | Pocket picking | 1 |
| Commercial House | 0 | Night 6 p.m. - 6 a.m. | 14 | Purse snatching | 0 |
| Gas/Service Station | 0 | Day 6 a.m. - 6 p.m. | 47 | Shoplifting | 2 |
| Chain Store | 0 | Unknown | 10 | From Motor Vehicle | 14 |
| Residence | 2 | Non-Residence: | | Motor Vehicle Parts | 5 |
| Bank | 0 | Night 6 p.m. - 6 a.m. | 1 | Bicycles | 10 |
| Miscellaneous | 0 | Day 6 a.m. - 6 p.m. | 13 | From Buildings | 10 |
| | | Unknown | 6 | From Coin Machine | 0 |
| | | | | Other | 86 |
| Total Robbery | 3 | Total Burglary | 91 | Total Larceny | 128 |

Count of Actual Offenses Known to the Police
Listed by Municipality

CENTRAL FALLS

| | Murder | Rape | Robbery | Aggravated Assault | Simple Assault |
|--------------------------|--------|------|---------|--------------------|---------------------|
| Gun | 1 | 0 | 3 | 21 | 384 |
| Knife/cutting instrument | 0 | 0 | 1 | 29 | Motor Vehicle Theft |
| Other lethal methods | 0 | 6 | 5 | 37 | 115 |
| Hands, fists, feet | 0 | 12 | 7 | 10 | |
| Total | 1 | 18 | 16 | 97 | |

| Robbery | # of Actual Offenses | Burglary | # of Actual Offenses | Larceny | # of Actual Offenses |
|---------------------|----------------------|-----------------------|----------------------|---------------------|----------------------|
| Highway | 12 | Residence: | | Pocket picking | 1 |
| Commercial House | 0 | Night 6 p.m. - 6 a.m. | 28 | Purse snatching | 3 |
| Gas/Service Station | 0 | Day 6 a.m. - 6 p.m. | 54 | Shoplifting | 25 |
| Chain Store | 1 | Unknown | 43 | From Motor Vehicle | 97 |
| Residence | 0 | Non-Residence: | | Motor Vehicle Parts | 11 |
| Bank | 0 | Night 6 p.m. - 6 a.m. | 12 | Bicycles | 33 |
| Miscellaneous | 3 | Day 6 a.m. - 6 p.m. | 9 | From Buildings | 17 |
| | | Unknown | 6 | From Coin Machine | 0 |
| | | | | Other | 169 |
| Total Robbery | 16 | Total Burglary | 152 | Total Larceny | 356 |

CHARLESTOWN

| | Murder | Rape | Robbery | Aggravated Assault | Simple Assault |
|--------------------------|--------|------|---------|--------------------|---------------------|
| Gun | 0 | 0 | 0 | 0 | 7 |
| Knife/cutting instrument | 0 | 0 | 0 | 1 | Motor Vehicle Theft |
| Other lethal methods | 0 | 3 | 1 | 0 | 1 |
| Hands, fists, feet | 0 | 0 | 0 | 9 | |
| Total | 0 | 3 | 1 | 10 | |

| Robbery | # of Actual Offenses | Burglary | # of Actual Offenses | Larceny | # of Actual Offenses |
|---------------------|----------------------|-----------------------|----------------------|---------------------|----------------------|
| Highway | 0 | Residence: | | Pocket picking | 0 |
| Commercial House | 0 | Night 6 p.m. - 6 a.m. | 5 | Purse snatching | 1 |
| Gas/Service Station | 0 | Day 6 a.m. - 6 p.m. | 9 | Shoplifting | 0 |
| Chain Store | 0 | Unknown | 13 | From Motor Vehicle | 18 |
| Residence | 0 | Non-Residence: | | Motor Vehicle Parts | 1 |
| Bank | 1 | Night 6 p.m. - 6 a.m. | 6 | Bicycles | 4 |
| Miscellaneous | 0 | Day 6 a.m. - 6 p.m. | 1 | From Buildings | 12 |
| | | Unknown | 1 | From Coin Machine | 0 |
| | | | | Other | 6 |
| Total Robbery | 1 | Total Burglary | 35 | Total Larceny | 42 |

Count of Actual Offenses Known to the Police
Listed by Municipality

COVENTRY

| | Murder | Rape | Robbery | Aggravated Assault | Simple Assault |
|--------------------------|--------|------|---------|--------------------|---------------------|
| Gun | 0 | 0 | 1 | 4 | 191 |
| Knife/cutting instrument | 0 | 0 | 0 | 10 | Motor Vehicle Theft |
| Other lethal methods | 0 | 0 | 0 | 13 | 24 |
| Hands, fists, feet | 0 | 2 | 0 | 2 | |
| Total | 0 | 2 | 1 | 29 | |

| Robbery | # of Actual Offenses | Burglary | # of Actual Offenses | Larceny | # of Actual Offenses |
|---------------------|----------------------|-----------------------|----------------------|---------------------|----------------------|
| Highway | 0 | Residence: | | Pocket picking | 1 |
| Commercial House | 0 | Night 6 p.m. - 6 a.m. | 26 | Purse snatching | 0 |
| Gas/Service Station | 1 | Day 6 a.m. - 6 p.m. | 34 | Shoplifting | 78 |
| Chain Store | 0 | Unknown | 18 | From Motor Vehicle | 118 |
| Residence | 0 | Non-Residence: | | Motor Vehicle Parts | 32 |
| Bank | 0 | Night 6 p.m. - 6 a.m. | 19 | Bicycles | 42 |
| Miscellaneous | 0 | Day 6 a.m. - 6 p.m. | 2 | From Buildings | 14 |
| | | Unknown | 11 | From Coin Machine | 1 |
| | | | | Other | 213 |
| Total Robbery | 1 | Total Burglary | 110 | Total Larceny | 499 |

CRANSTON

| | Murder | Rape | Robbery | Aggravated Assault | Simple Assault |
|--------------------------|--------|------|---------|--------------------|---------------------|
| Gun | 0 | 0 | 6 | 6 | 422 |
| Knife/cutting instrument | 0 | 0 | 2 | 26 | Motor Vehicle Theft |
| Other lethal methods | 0 | 12 | 3 | 34 | 251 |
| Hands, fists, feet | 0 | 24 | 17 | 0 | |
| Total | 0 | 36 | 28 | 66 | |

| Robbery | # of Actual Offenses | Burglary | # of Actual Offenses | Larceny | # of Actual Offenses |
|---------------------|----------------------|-----------------------|----------------------|---------------------|----------------------|
| Highway | 5 | Residence: | | Pocket picking | 4 |
| Commercial House | 1 | Night 6 p.m. - 6 a.m. | 103 | Purse snatching | 48 |
| Gas/Service Station | 3 | Day 6 a.m. - 6 p.m. | 167 | Shoplifting | 299 |
| Chain Store | 2 | Unknown | 75 | From Motor Vehicle | 312 |
| Residence | 1 | Non-Residence: | | Motor Vehicle Parts | 37 |
| Bank | 3 | Night 6 p.m. - 6 a.m. | 79 | Bicycles | 143 |
| Miscellaneous | 13 | Day 6 a.m. - 6 p.m. | 16 | From Buildings | 255 |
| | | Unknown | 30 | From Coin Machine | 2 |
| | | | | Other | 232 |
| Total Robbery | 28 | Total Burglary | 470 | Total Larceny | 1,332 |

Count of Actual Offenses Known to the Police
Listed by Municipality

CUMBERLAND

| | Murder | Rape | Robbery | Aggravated Assault | Simple Assault | Motor Vehicle Theft |
|--------------------------|----------|----------|----------|--------------------|----------------|---------------------|
| Gun | 0 | 0 | 0 | 0 | 35 | |
| Knife/cutting instrument | 0 | 0 | 1 | 6 | | |
| Other lethal methods | 0 | 1 | 1 | 9 | | 43 |
| Hands, fists, feet | 0 | 1 | 4 | 103 | | |
| Total | 0 | 2 | 6 | 118 | | |

| | # of Actual Offenses | Burglary | # of Actual Offenses | Larceny | # of Actual Offenses |
|----------------------|----------------------|-----------------------|----------------------|----------------------|----------------------|
| Robbery | | | | | |
| Highway | 3 | Residence: | | Pocket picking | 2 |
| Commercial House | 0 | Night 6 p.m. - 6 a.m. | 16 | Purse snatching | 4 |
| Gas/Service Station | 1 | Day 6 a.m. - 6 p.m. | 18 | Shoplifting | 48 |
| Chain Store | 2 | Unknown | 14 | From Motor Vehicle | 100 |
| Residence | 0 | Non-Residence: | | Motor Vehicle Parts | 1 |
| Bank | 0 | Night 6 p.m. - 6 a.m. | 17 | Bicycles | 43 |
| Miscellaneous | 0 | Day 6 a.m. - 6 p.m. | 2 | From Buildings | 39 |
| | | Unknown | 4 | From Coin Machine | 1 |
| | | | | Other | 143 |
| Total Robbery | 6 | Total Burglary | 71 | Total Larceny | 381 |

Dept of Environmental Mgmt (DEM)

| | Murder | Rape | Robbery | Aggravated Assault | Simple Assault | Motor Vehicle Theft |
|--------------------------|----------|----------|----------|--------------------|----------------|---------------------|
| Gun | 0 | 0 | 0 | 0 | 0 | |
| Knife/cutting instrument | 0 | 0 | 0 | 0 | | |
| Other lethal methods | 0 | 0 | 0 | 0 | | 0 |
| Hands, fists, feet | 0 | 0 | 0 | 0 | | |
| Total | 0 | 0 | 0 | 0 | | |

| | # of Actual Offenses | Burglary | # of Actual Offenses | Larceny | # of Actual Offenses |
|----------------------|----------------------|-----------------------|----------------------|----------------------|----------------------|
| Robbery | | | | | |
| Highway | 0 | Residence: | | Pocket picking | 0 |
| Commercial House | 0 | Night 6 p.m. - 6 a.m. | 0 | Purse snatching | 0 |
| Gas/Service Station | 0 | Day 6 a.m. - 6 p.m. | 0 | Shoplifting | 0 |
| Chain Store | 0 | Unknown | 0 | From Motor Vehicle | 0 |
| Residence | 0 | Non-Residence: | | Motor Vehicle Parts | 0 |
| Bank | 0 | Night 6 p.m. - 6 a.m. | 0 | Bicycles | 0 |
| Miscellaneous | 0 | Day 6 a.m. - 6 p.m. | 0 | From Buildings | 0 |
| | | Unknown | 1 | From Coin Machine | 0 |
| | | | | Other | 10 |
| Total Robbery | 0 | Total Burglary | 1 | Total Larceny | 10 |

Count of Actual Offenses Known to the Police
Listed by Municipality

EAST GREENWICH

| | Murder | Rape | Robbery | Aggravated Assault | Simple Assault |
|--------------------------|--------|------|---------|--------------------|---------------------|
| Gun | 0 | 0 | 0 | 0 | 66 |
| Knife/cutting instrument | 0 | 0 | 0 | 3 | Motor Vehicle Theft |
| Other lethal methods | 0 | 1 | 0 | 5 | 10 |
| Hands, fists, feet | 0 | 0 | 0 | 3 | |
| Total | 0 | 1 | 0 | 11 | |

| Robbery | # of Actual Offenses | Burglary | # of Actual Offenses | Larceny | # of Actual Offenses |
|---------------------|----------------------|-----------------------|----------------------|---------------------|----------------------|
| Highway | 0 | Residence: | | Pocket picking | 0 |
| Commercial House | 0 | Night 6 p.m. - 6 a.m. | 2 | Purse snatching | 0 |
| Gas/Service Station | 0 | Day 6 a.m. - 6 p.m. | 16 | Shoplifting | 2 |
| Chain Store | 0 | Unknown | 7 | From Motor Vehicle | 10 |
| Residence | 0 | Non-Residence: | | Motor Vehicle Parts | 4 |
| Bank | 0 | Night 6 p.m. - 6 a.m. | 12 | Bicycles | 9 |
| Miscellaneous | 0 | Day 6 a.m. - 6 p.m. | 3 | From Buildings | 3 |
| | | Unknown | 8 | From Coin Machine | 0 |
| | | | | Other | 99 |
| Total Robbery | 0 | Total Burglary | 48 | Total Larceny | 127 |

EAST PROVIDENCE

| | Murder | Rape | Robbery | Aggravated Assault | Simple Assault |
|--------------------------|--------|------|---------|--------------------|---------------------|
| Gun | 0 | 0 | 3 | 1 | 136 |
| Knife/cutting instrument | 0 | 0 | 5 | 0 | Motor Vehicle Theft |
| Other lethal methods | 0 | 0 | 0 | 1 | 104 |
| Hands, fists, feet | 0 | 1 | 5 | 6 | |
| Total | 0 | 1 | 13 | 8 | |

| Robbery | # of Actual Offenses | Burglary | # of Actual Offenses | Larceny | # of Actual Offenses |
|---------------------|----------------------|-----------------------|----------------------|---------------------|----------------------|
| Highway | 4 | Residence: | | Pocket picking | 6 |
| Commercial House | 2 | Night 6 p.m. - 6 a.m. | 17 | Purse snatching | 2 |
| Gas/Service Station | 0 | Day 6 a.m. - 6 p.m. | 45 | Shoplifting | 528 |
| Chain Store | 4 | Unknown | 15 | From Motor Vehicle | 23 |
| Residence | 0 | Non-Residence: | | Motor Vehicle Parts | 7 |
| Bank | 0 | Night 6 p.m. - 6 a.m. | 44 | Bicycles | 36 |
| Miscellaneous | 3 | Day 6 a.m. - 6 p.m. | 17 | From Buildings | 35 |
| | | Unknown | 8 | From Coin Machine | 24 |
| | | | | Other | 63 |
| Total Robbery | 13 | Total Burglary | 146 | Total Larceny | 724 |

Count of Actual Offenses Known to the Police
Listed by Municipality

FOSTER

| | Murder | Rape | Robbery | Aggravated Assault | Simple Assault |
|--------------------------|--------|------|---------|--------------------|---------------------|
| Gun | 0 | 0 | 0 | 1 | 14 |
| Knife/cutting instrument | 0 | 0 | 0 | 0 | Motor Vehicle Theft |
| Other lethal methods | 0 | 0 | 0 | 0 | 6 |
| Hands, fists, feet | 0 | 0 | 0 | 1 | |
| Total | 0 | 0 | 0 | 2 | |

| Robbery | # of Actual Offenses | Burglary | # of Actual Offenses | Larceny | # of Actual Offenses |
|---------------------|----------------------|-----------------------|----------------------|---------------------|----------------------|
| Highway | 0 | Residence: | | Pocket picking | 0 |
| Commercial House | 0 | Night 6 p.m. - 6 a.m. | 3 | Purse snatching | 0 |
| Gas/Service Station | 0 | Day 6 a.m. - 6 p.m. | 5 | Shoplifting | 0 |
| Chain Store | 0 | Unknown | 1 | From Motor Vehicle | 10 |
| Residence | 0 | Non-Residence: | | Motor Vehicle Parts | 0 |
| Bank | 0 | Night 6 p.m. - 6 a.m. | 1 | Bicycles | 0 |
| Miscellaneous | 0 | Day 6 a.m. - 6 p.m. | 3 | From Buildings | 4 |
| | | Unknown | 2 | From Coin Machine | 0 |
| | | | | Other | 21 |
| Total Robbery | 0 | Total Burglary | 15 | Total Larceny | 35 |

GLOCESTER

| | Murder | Rape | Robbery | Aggravated Assault | Simple Assault |
|--------------------------|--------|------|---------|--------------------|---------------------|
| Gun | 0 | 0 | 0 | 2 | 40 |
| Knife/cutting instrument | 0 | 0 | 1 | 1 | Motor Vehicle Theft |
| Other lethal methods | 0 | 0 | 0 | 5 | 2 |
| Hands, fists, feet | 0 | 0 | 0 | 0 | |
| Total | 0 | 0 | 1 | 8 | |

| Robbery | # of Actual Offenses | Burglary | # of Actual Offenses | Larceny | # of Actual Offenses |
|---------------------|----------------------|-----------------------|----------------------|---------------------|----------------------|
| Highway | 0 | Residence: | | Pocket picking | 0 |
| Commercial House | 0 | Night 6 p.m. - 6 a.m. | 0 | Purse snatching | 1 |
| Gas/Service Station | 0 | Day 6 a.m. - 6 p.m. | 20 | Shoplifting | 7 |
| Chain Store | 0 | Unknown | 3 | From Motor Vehicle | 13 |
| Residence | 1 | Non-Residence: | | Motor Vehicle Parts | 7 |
| Bank | 0 | Night 6 p.m. - 6 a.m. | 0 | Bicycles | 3 |
| Miscellaneous | 0 | Day 6 a.m. - 6 p.m. | 0 | From Buildings | 7 |
| | | Unknown | 0 | From Coin Machine | 1 |
| | | | | Other | 32 |
| Total Robbery | 1 | Total Burglary | 23 | Total Larceny | 71 |

Count of Actual Offenses Known to the Police
Listed by Municipality

HOPKINTON

| | Murder | Rape | Robbery | Aggravated Assault | Simple Assault |
|--------------------------|--------|------|---------|--------------------|---------------------|
| Gun | 0 | 0 | 0 | 1 | 38 |
| Knife/cutting instrument | 1 | 0 | 0 | 1 | Motor Vehicle Theft |
| Other lethal methods | 0 | 0 | 0 | 0 | 13 |
| Hands, fists, feet | 0 | 2 | 0 | 0 | |
| Total | 1 | 2 | 0 | 2 | |

| Robbery | # of Actual Offenses | Burglary | # of Actual Offenses | Larceny | # of Actual Offenses |
|---------------------|----------------------|-----------------------|----------------------|---------------------|----------------------|
| Highway | 0 | Residence: | | Pocket picking | 2 |
| Commercial House | 0 | Night 6 p.m. - 6 a.m. | 18 | Purse snatching | 3 |
| Gas/Service Station | 0 | Day 6 a.m. - 6 p.m. | 8 | Shoplifting | 2 |
| Chain Store | 0 | Unknown | 7 | From Motor Vehicle | 7 |
| Residence | 0 | Non-Residence: | | Motor Vehicle Parts | 7 |
| Bank | 0 | Night 6 p.m. - 6 a.m. | 14 | Bicycles | 5 |
| Miscellaneous | 0 | Day 6 a.m. - 6 p.m. | 0 | From Buildings | 10 |
| | | Unknown | 7 | From Coin Machine | 0 |
| | | | | Other | 55 |
| Total Robbery | 0 | Total Burglary | 54 | Total Larceny | 91 |

JAMESTOWN

| | Murder | Rape | Robbery | Aggravated Assault | Simple Assault |
|--------------------------|--------|------|---------|--------------------|---------------------|
| Gun | 0 | 0 | 0 | 0 | 49 |
| Knife/cutting instrument | 0 | 0 | 0 | 0 | Motor Vehicle Theft |
| Other lethal methods | 0 | 0 | 0 | 2 | 5 |
| Hands, fists, feet | 0 | 0 | 0 | 0 | |
| Total | 0 | 0 | 0 | 2 | |

| Robbery | # of Actual Offenses | Burglary | # of Actual Offenses | Larceny | # of Actual Offenses |
|---------------------|----------------------|-----------------------|----------------------|---------------------|----------------------|
| Highway | 0 | Residence: | | Pocket picking | 0 |
| Commercial House | 0 | Night 6 p.m. - 6 a.m. | 1 | Purse snatching | 0 |
| Gas/Service Station | 0 | Day 6 a.m. - 6 p.m. | 16 | Shoplifting | 0 |
| Chain Store | 0 | Unknown | 4 | From Motor Vehicle | 9 |
| Residence | 0 | Non-Residence: | | Motor Vehicle Parts | 5 |
| Bank | 0 | Night 6 p.m. - 6 a.m. | 2 | Bicycles | 7 |
| Miscellaneous | 0 | Day 6 a.m. - 6 p.m. | 3 | From Buildings | 4 |
| | | Unknown | 3 | From Coin Machine | 1 |
| | | | | Other | 98 |
| Total Robbery | 0 | Total Burglary | 29 | Total Larceny | 124 |

Count of Actual Offenses Known to the Police
Listed by Municipality

JOHNSTON

| | Murder | Rape | Robbery | Aggravated Assault | Simple Assault |
|--------------------------|--------|------|---------|--------------------|---------------------|
| Gun | 0 | 0 | 1 | 5 | 144 |
| Knife/cutting instrument | 0 | 0 | 0 | 3 | Motor Vehicle Theft |
| Other lethal methods | 0 | 0 | 0 | 13 | 71 |
| Hands, fists, feet | 0 | 2 | 1 | 4 | |
| Total | 0 | 2 | 2 | 25 | |

| Robbery | # of Actual Offenses | Burglary | # of Actual Offenses | Larceny | # of Actual Offenses |
|---------------------|----------------------|-----------------------|----------------------|---------------------|----------------------|
| Highway | 0 | Residence: | | Pocket picking | 0 |
| Commercial House | 0 | Night 6 p.m. - 6 a.m. | 36 | Purse snatching | 1 |
| Gas/Service Station | 1 | Day 6 a.m. - 6 p.m. | 37 | Shoplifting | 25 |
| Chain Store | 0 | Unknown | 15 | From Motor Vehicle | 90 |
| Residence | 0 | Non-Residence: | | Motor Vehicle Parts | 61 |
| Bank | 1 | Night 6 p.m. - 6 a.m. | 16 | Bicycles | 20 |
| Miscellaneous | 0 | Day 6 a.m. - 6 p.m. | 1 | From Buildings | 34 |
| | | Unknown | 6 | From Coin Machine | 4 |
| | | | | Other | 158 |
| Total Robbery | 2 | Total Burglary | 111 | Total Larceny | 393 |

LINCOLN

| | Murder | Rape | Robbery | Aggravated Assault | Simple Assault |
|--------------------------|--------|------|---------|--------------------|---------------------|
| Gun | 0 | 0 | 0 | 2 | 149 |
| Knife/cutting instrument | 0 | 0 | 0 | 4 | Motor Vehicle Theft |
| Other lethal methods | 0 | 0 | 0 | 4 | 52 |
| Hands, fists, feet | 0 | 0 | 4 | 0 | |
| Total | 0 | 0 | 4 | 10 | |

| Robbery | # of Actual Offenses | Burglary | # of Actual Offenses | Larceny | # of Actual Offenses |
|---------------------|----------------------|-----------------------|----------------------|---------------------|----------------------|
| Highway | 1 | Residence: | | Pocket picking | 0 |
| Commercial House | 0 | Night 6 p.m. - 6 a.m. | 25 | Purse snatching | 0 |
| Gas/Service Station | 0 | Day 6 a.m. - 6 p.m. | 29 | Shoplifting | 44 |
| Chain Store | 0 | Unknown | 8 | From Motor Vehicle | 92 |
| Residence | 0 | Non-Residence: | | Motor Vehicle Parts | 0 |
| Bank | 0 | Night 6 p.m. - 6 a.m. | 19 | Bicycles | 42 |
| Miscellaneous | 3 | Day 6 a.m. - 6 p.m. | 9 | From Buildings | 0 |
| | | Unknown | 5 | From Coin Machine | 0 |
| | | | | Other | 168 |
| Total Robbery | 4 | Total Burglary | 95 | Total Larceny | 346 |

Count of Actual Offenses Known to the Police
Listed by Municipality

LITTLE COMPTON

| | Murder | Rape | Robbery | Aggravated Assault | Simple Assault |
|--------------------------|--------|------|---------|--------------------|---------------------|
| Gun | 0 | 0 | 0 | 0 | 5 |
| Knife/cutting instrument | 0 | 0 | 0 | 0 | Motor Vehicle Theft |
| Other lethal methods | 0 | 0 | 0 | 2 | 2 |
| Hands, fists, feet | 0 | 0 | 0 | 0 | |
| Total | 0 | 0 | 0 | 2 | |

| Robbery | # of Actual Offenses | Burglary | # of Actual Offenses | Larceny | # of Actual Offenses |
|---------------------|----------------------|-----------------------|----------------------|---------------------|----------------------|
| Highway | 0 | Residence: | | Pocket picking | 0 |
| Commercial House | 0 | Night 6 p.m. - 6 a.m. | 4 | Purse snatching | 0 |
| Gas/Service Station | 0 | Day 6 a.m. - 6 p.m. | 0 | Shoplifting | 1 |
| Chain Store | 0 | Unknown | 1 | From Motor Vehicle | 7 |
| Residence | 0 | Non-Residence: | | Motor Vehicle Parts | 1 |
| Bank | 0 | Night 6 p.m. - 6 a.m. | 0 | Bicycles | 1 |
| Miscellaneous | 0 | Day 6 a.m. - 6 p.m. | 0 | From Buildings | 5 |
| | | Unknown | 3 | From Coin Machine | 0 |
| | | | | Other | 20 |
| Total Robbery | 0 | Total Burglary | 8 | Total Larceny | 35 |

MIDDLETOWN

| | Murder | Rape | Robbery | Aggravated Assault | Simple Assault |
|--------------------------|--------|------|---------|--------------------|---------------------|
| Gun | 0 | 0 | 2 | 1 | 263 |
| Knife/cutting instrument | 0 | 0 | 0 | 6 | Motor Vehicle Theft |
| Other lethal methods | 0 | 4 | 0 | 9 | 12 |
| Hands, fists, feet | 0 | 1 | 3 | 3 | |
| Total | 0 | 5 | 5 | 19 | |

| Robbery | # of Actual Offenses | Burglary | # of Actual Offenses | Larceny | # of Actual Offenses |
|---------------------|----------------------|-----------------------|----------------------|---------------------|----------------------|
| Highway | 1 | Residence: | | Pocket picking | 0 |
| Commercial House | 0 | Night 6 p.m. - 6 a.m. | 4 | Purse snatching | 0 |
| Gas/Service Station | 0 | Day 6 a.m. - 6 p.m. | 26 | Shoplifting | 76 |
| Chain Store | 0 | Unknown | 8 | From Motor Vehicle | 26 |
| Residence | 0 | Non-Residence: | | Motor Vehicle Parts | 7 |
| Bank | 0 | Night 6 p.m. - 6 a.m. | 12 | Bicycles | 36 |
| Miscellaneous | 4 | Day 6 a.m. - 6 p.m. | 15 | From Buildings | 17 |
| | | Unknown | 10 | From Coin Machine | 0 |
| | | | | Other | 235 |
| Total Robbery | 5 | Total Burglary | 75 | Total Larceny | 397 |

Count of Actual Offenses Known to the Police
Listed by Municipality

NARRAGANSETT

| | Murder | Rape | Robbery | Aggravated Assault | Simple Assault |
|--------------------------|----------|----------|----------|--------------------|---------------------|
| Gun | 0 | 0 | 0 | 0 | 76 |
| Knife/cutting instrument | 0 | 0 | 0 | 0 | Motor Vehicle Theft |
| Other lethal methods | 0 | 2 | 1 | 13 | 24 |
| Hands, fists, feet | 0 | 0 | 0 | 6 | |
| Total | 0 | 2 | 1 | 19 | |

| | # of Actual Offenses | Burglary | # of Actual Offenses | Larceny | # of Actual Offenses |
|----------------------|----------------------|-----------------------|----------------------|----------------------|----------------------|
| Robbery | | | | | |
| Highway | 1 | Residence: | | Pocket picking | 2 |
| Commercial House | 0 | Night 6 p.m. - 6 a.m. | 35 | Purse snatching | 1 |
| Gas/Service Station | 0 | Day 6 a.m. - 6 p.m. | 28 | Shoplifting | 26 |
| Chain Store | 0 | Unknown | 10 | From Motor Vehicle | 71 |
| Residence | 0 | Non-Residence: | | Motor Vehicle Parts | 11 |
| Bank | 0 | Night 6 p.m. - 6 a.m. | 11 | Bicycles | 12 |
| Miscellaneous | 0 | Day 6 a.m. - 6 p.m. | 10 | From Buildings | 34 |
| | | Unknown | 3 | From Coin Machine | 0 |
| | | | | Other | 149 |
| Total Robbery | 1 | Total Burglary | 97 | Total Larceny | 306 |

NEW SHOREHAM

| | Murder | Rape | Robbery | Aggravated Assault | Simple Assault |
|--------------------------|----------|----------|----------|--------------------|---------------------|
| Gun | 0 | 0 | 0 | 0 | 2 |
| Knife/cutting instrument | 0 | 0 | 0 | 0 | Motor Vehicle Theft |
| Other lethal methods | 0 | 0 | 0 | 0 | 10 |
| Hands, fists, feet | 0 | 0 | 0 | 4 | |
| Total | 0 | 0 | 0 | 4 | |

| | # of Actual Offenses | Burglary | # of Actual Offenses | Larceny | # of Actual Offenses |
|----------------------|----------------------|-----------------------|----------------------|----------------------|----------------------|
| Robbery | | | | | |
| Highway | 0 | Residence: | | Pocket picking | 0 |
| Commercial House | 0 | Night 6 p.m. - 6 a.m. | 1 | Purse snatching | 0 |
| Gas/Service Station | 0 | Day 6 a.m. - 6 p.m. | 2 | Shoplifting | 1 |
| Chain Store | 0 | Unknown | 5 | From Motor Vehicle | 10 |
| Residence | 0 | Non-Residence: | | Motor Vehicle Parts | 1 |
| Bank | 0 | Night 6 p.m. - 6 a.m. | 8 | Bicycles | 48 |
| Miscellaneous | 0 | Day 6 a.m. - 6 p.m. | 0 | From Buildings | 16 |
| | | Unknown | 0 | From Coin Machine | 4 |
| | | | | Other | 29 |
| Total Robbery | 0 | Total Burglary | 16 | Total Larceny | 109 |

Count of Actual Offenses Known to the Police
Listed by Municipality

NEWPORT

| | Murder | Rape | Robbery | Aggravated Assault | Simple Assault |
|--------------------------|--------|------|---------|--------------------|---------------------|
| Gun | 1 | 3 | 4 | 12 | 1,248 |
| Knife/cutting instrument | 1 | 0 | 3 | 34 | Motor Vehicle Theft |
| Other lethal methods | 0 | 0 | 1 | 118 | 82 |
| Hands, fists, feet | 0 | 21 | 22 | 10 | |
| Total | 2 | 24 | 30 | 174 | |

| | # of Actual Offenses | Burglary | # of Actual Offenses | Larceny | # of Actual Offenses |
|---------------------|----------------------|-----------------------|----------------------|---------------------|----------------------|
| Robbery | | | | | |
| Highway | 23 | Residence: | | Pocket picking | 3 |
| Commercial House | 1 | Night 6 p.m. - 6 a.m. | 141 | Purse snatching | 2 |
| Gas/Service Station | 0 | Day 6 a.m. - 6 p.m. | 108 | Shoplifting | 148 |
| Chain Store | 0 | Unknown | 82 | From Motor Vehicle | 326 |
| Residence | 3 | Non-Residence: | | Motor Vehicle Parts | 106 |
| Bank | 0 | Night 6 p.m. - 6 a.m. | 69 | Bicycles | 184 |
| Miscellaneous | 3 | Day 6 a.m. - 6 p.m. | 11 | From Buildings | 463 |
| | | Unknown | 44 | From Coin Machine | 7 |
| | | | | Other | 182 |
| Total Robbery | 30 | Total Burglary | 455 | Total Larceny | 1,421 |

NORTH KINGSTOWN

| | Murder | Rape | Robbery | Aggravated Assault | Simple Assault |
|--------------------------|--------|------|---------|--------------------|---------------------|
| Gun | 0 | 0 | 0 | 2 | 185 |
| Knife/cutting instrument | 0 | 0 | 1 | 7 | Motor Vehicle Theft |
| Other lethal methods | 0 | 0 | 0 | 10 | 36 |
| Hands, fists, feet | 0 | 2 | 0 | 8 | |
| Total | 0 | 2 | 1 | 27 | |

| | # of Actual Offenses | Burglary | # of Actual Offenses | Larceny | # of Actual Offenses |
|---------------------|----------------------|-----------------------|----------------------|---------------------|----------------------|
| Robbery | | | | | |
| Highway | 0 | Residence: | | Pocket picking | 0 |
| Commercial House | 0 | Night 6 p.m. - 6 a.m. | 17 | Purse snatching | 3 |
| Gas/Service Station | 1 | Day 6 a.m. - 6 p.m. | 38 | Shoplifting | 57 |
| Chain Store | 0 | Unknown | 48 | From Motor Vehicle | 104 |
| Residence | 0 | Non-Residence: | | Motor Vehicle Parts | 35 |
| Bank | 0 | Night 6 p.m. - 6 a.m. | 35 | Bicycles | 36 |
| Miscellaneous | 0 | Day 6 a.m. - 6 p.m. | 1 | From Buildings | 35 |
| | | Unknown | 19 | From Coin Machine | 2 |
| | | | | Other | 191 |
| Total Robbery | 1 | Total Burglary | 158 | Total Larceny | 463 |

Count of Actual Offenses Known to the Police
Listed by Municipality

NORTH PROVIDENCE

| | Murder | Rape | Robbery | Aggravated Assault | Simple Assault | Motor Vehicle Theft |
|--------------------------|----------|----------|----------|--------------------|----------------|---------------------|
| Gun | 0 | 0 | 0 | 0 | 273 | |
| Knife/cutting instrument | 0 | 2 | 4 | 4 | | 86 |
| Other lethal methods | 0 | 1 | 1 | 16 | | |
| Hands, fists, feet | 0 | 5 | 4 | 3 | | |
| Total | 0 | 8 | 9 | 23 | | |

| Robbery | # of Actual Offenses | Burglary | # of Actual Offenses | Larceny | # of Actual Offenses |
|----------------------|----------------------|-----------------------|----------------------|----------------------|----------------------|
| Highway | 0 | Residence: | | Pocket picking | 1 |
| Commercial House | 0 | Night 6 p.m. - 6 a.m. | 34 | Purse snatching | 13 |
| Gas/Service Station | 0 | Day 6 a.m. - 6 p.m. | 33 | Shoplifting | 62 |
| Chain Store | 1 | Unknown | 37 | From Motor Vehicle | 62 |
| Residence | 0 | Non-Residence: | | Motor Vehicle Parts | 16 |
| Bank | 0 | Night 6 p.m. - 6 a.m. | 9 | Bicycles | 16 |
| Miscellaneous | 8 | Day 6 a.m. - 6 p.m. | 5 | From Buildings | 64 |
| | | Unknown | 7 | From Coin Machine | 1 |
| | | | | Other | 74 |
| Total Robbery | 9 | Total Burglary | 125 | Total Larceny | 309 |

NORTH SMITHFIELD

| | Murder | Rape | Robbery | Aggravated Assault | Simple Assault | Motor Vehicle Theft |
|--------------------------|----------|----------|----------|--------------------|----------------|---------------------|
| Gun | 0 | 0 | 2 | 6 | 80 | |
| Knife/cutting instrument | 0 | 0 | 0 | 0 | | 11 |
| Other lethal methods | 0 | 1 | 1 | 3 | | |
| Hands, fists, feet | 0 | 1 | 0 | 2 | | |
| Total | 0 | 2 | 3 | 11 | | |

| Robbery | # of Actual Offenses | Burglary | # of Actual Offenses | Larceny | # of Actual Offenses |
|----------------------|----------------------|-----------------------|----------------------|----------------------|----------------------|
| Highway | 0 | Residence: | | Pocket picking | 1 |
| Commercial House | 0 | Night 6 p.m. - 6 a.m. | 5 | Purse snatching | 1 |
| Gas/Service Station | 2 | Day 6 a.m. - 6 p.m. | 17 | Shoplifting | 45 |
| Chain Store | 1 | Unknown | 5 | From Motor Vehicle | 24 |
| Residence | 0 | Non-Residence: | | Motor Vehicle Parts | 9 |
| Bank | 0 | Night 6 p.m. - 6 a.m. | 4 | Bicycles | 3 |
| Miscellaneous | 0 | Day 6 a.m. - 6 p.m. | 3 | From Buildings | 7 |
| | | Unknown | 2 | From Coin Machine | 0 |
| | | | | Other | 62 |
| Total Robbery | 3 | Total Burglary | 36 | Total Larceny | 152 |

Count of Actual Offenses Known to the Police
Listed by Municipality

PAWTUCKET

| | Murder | Rape | Robbery | Aggravated Assault | Simple Assault |
|--------------------------|--------|------|---------|--------------------|---------------------|
| Gun | 0 | 1 | 10 | 21 | 1,052 |
| Knife/cutting instrument | 1 | 2 | 14 | 38 | Motor Vehicle Theft |
| Other lethal methods | 0 | 0 | 7 | 44 | 456 |
| Hands, fists, feet | 0 | 25 | 47 | 2 | |
| Total | 1 | 28 | 78 | 105 | |

| Robbery | # of Actual Offenses | Burglary | # of Actual Offenses | Larceny | # of Actual Offenses |
|---------------------|----------------------|-----------------------|----------------------|---------------------|----------------------|
| Highway | 35 | Residence: | | Pocket picking | 14 |
| Commercial House | 1 | Night 6 p.m. - 6 a.m. | 172 | Purse snatching | 11 |
| Gas/Service Station | 5 | Day 6 a.m. - 6 p.m. | 206 | Shoplifting | 143 |
| Chain Store | 2 | Unknown | 179 | From Motor Vehicle | 415 |
| Residence | 8 | Non-Residence: | | Motor Vehicle Parts | 104 |
| Bank | 2 | Night 6 p.m. - 6 a.m. | 49 | Bicycles | 169 |
| Miscellaneous | 25 | Day 6 a.m. - 6 p.m. | 16 | From Buildings | 230 |
| | | Unknown | 55 | From Coin Machine | 2 |
| | | | | Other | 201 |
| Total Robbery | 78 | Total Burglary | 677 | Total Larceny | 1,289 |

PORTSMOUTH

| | Murder | Rape | Robbery | Aggravated Assault | Simple Assault |
|--------------------------|--------|------|---------|--------------------|---------------------|
| Gun | 0 | 0 | 0 | 0 | 144 |
| Knife/cutting instrument | 0 | 0 | 0 | 4 | Motor Vehicle Theft |
| Other lethal methods | 0 | 5 | 0 | 7 | 10 |
| Hands, fists, feet | 0 | 4 | 0 | 4 | |
| Total | 0 | 9 | 0 | 15 | |

| Robbery | # of Actual Offenses | Burglary | # of Actual Offenses | Larceny | # of Actual Offenses |
|---------------------|----------------------|-----------------------|----------------------|---------------------|----------------------|
| Highway | 0 | Residence: | | Pocket picking | 1 |
| Commercial House | 0 | Night 6 p.m. - 6 a.m. | 8 | Purse snatching | 1 |
| Gas/Service Station | 0 | Day 6 a.m. - 6 p.m. | 21 | Shoplifting | 11 |
| Chain Store | 0 | Unknown | 13 | From Motor Vehicle | 38 |
| Residence | 0 | Non-Residence: | | Motor Vehicle Parts | 6 |
| Bank | 0 | Night 6 p.m. - 6 a.m. | 5 | Bicycles | 5 |
| Miscellaneous | 0 | Day 6 a.m. - 6 p.m. | 8 | From Buildings | 23 |
| | | Unknown | 3 | From Coin Machine | 0 |
| | | | | Other | 116 |
| Total Robbery | 0 | Total Burglary | 58 | Total Larceny | 201 |

Count of Actual Offenses Known to the Police
Listed by Municipality

PROVIDENCE

| | Murder | Rape | Robbery | Aggravated Assault | Simple Assault |
|--------------------------|-----------|------------|------------|--------------------|---------------------|
| Gun | 9 | 2 | 119 | 85 | 2,656 |
| Knife/cutting instrument | 2 | 6 | 34 | 136 | Motor Vehicle Theft |
| Other lethal methods | 0 | 0 | 26 | 233 | 2,110 |
| Hands, fists, feet | 1 | 93 | 242 | 20 | |
| Total | 12 | 101 | 421 | 474 | |

| Robbery | # of Actual Offenses | Burglary | # of Actual Offenses | Larceny | # of Actual Offenses |
|----------------------|----------------------|-----------------------|----------------------|----------------------|----------------------|
| Highway | 228 | Residence: | | Pocket picking | 23 |
| Commercial House | 5 | Night 6 p.m. - 6 a.m. | 229 | Purse snatching | 68 |
| Gas/Service Station | 10 | Day 6 a.m. - 6 p.m. | 301 | Shoplifting | 226 |
| Chain Store | 29 | Unknown | 916 | From Motor Vehicle | 2,258 |
| Residence | 10 | Non-Residence: | | Motor Vehicle Parts | 26 |
| Bank | 1 | Night 6 p.m. - 6 a.m. | 68 | Bicycles | 243 |
| Miscellaneous | 138 | Day 6 a.m. - 6 p.m. | 47 | From Buildings | 536 |
| | | Unknown | 756 | From Coin Machine | 0 |
| | | | | Other | 2,501 |
| Total Robbery | 421 | Total Burglary | 2,317 | Total Larceny | 5,881 |

RICHMOND

| | Murder | Rape | Robbery | Aggravated Assault | Simple Assault |
|--------------------------|----------|----------|----------|--------------------|---------------------|
| Gun | 0 | 0 | 0 | 0 | 20 |
| Knife/cutting instrument | 0 | 0 | 0 | 2 | Motor Vehicle Theft |
| Other lethal methods | 0 | 0 | 0 | 0 | 4 |
| Hands, fists, feet | 0 | 0 | 0 | 9 | |
| Total | 0 | 0 | 0 | 11 | |

| Robbery | # of Actual Offenses | Burglary | # of Actual Offenses | Larceny | # of Actual Offenses |
|----------------------|----------------------|-----------------------|----------------------|----------------------|----------------------|
| Highway | 0 | Residence: | | Pocket picking | 0 |
| Commercial House | 0 | Night 6 p.m. - 6 a.m. | 4 | Purse snatching | 0 |
| Gas/Service Station | 0 | Day 6 a.m. - 6 p.m. | 6 | Shoplifting | 0 |
| Chain Store | 0 | Unknown | 2 | From Motor Vehicle | 16 |
| Residence | 0 | Non-Residence: | | Motor Vehicle Parts | 8 |
| Bank | 0 | Night 6 p.m. - 6 a.m. | 3 | Bicycles | 9 |
| Miscellaneous | 0 | Day 6 a.m. - 6 p.m. | 0 | From Buildings | 11 |
| | | Unknown | 2 | From Coin Machine | 0 |
| | | | | Other | 31 |
| Total Robbery | 0 | Total Burglary | 17 | Total Larceny | 75 |

Count of Actual Offenses Known to the Police
Listed by Municipality

SCITUATE

| | Murder | Rape | Robbery | Aggravated Assault | Simple Assault |
|--------------------------|--------|------|---------|--------------------|---------------------|
| Gun | 0 | 0 | 0 | 1 | 54 |
| Knife/cutting instrument | 0 | 0 | 0 | 0 | Motor Vehicle Theft |
| Other lethal methods | 0 | 0 | 0 | 3 | 3 |
| Hands, fists, feet | 0 | 0 | 0 | 1 | |
| Total | 0 | 0 | 0 | 5 | |

| Robbery | # of Actual Offenses | Burglary | # of Actual Offenses | Larceny | # of Actual Offenses |
|---------------------|----------------------|-----------------------|----------------------|---------------------|----------------------|
| Highway | 0 | Residence: | | Pocket picking | 0 |
| Commercial House | 0 | Night 6 p.m. - 6 a.m. | 2 | Purse snatching | 0 |
| Gas/Service Station | 0 | Day 6 a.m. - 6 p.m. | 20 | Shoplifting | 0 |
| Chain Store | 0 | Unknown | 5 | From Motor Vehicle | 15 |
| Residence | 0 | Non-Residence: | | Motor Vehicle Parts | 1 |
| Bank | 0 | Night 6 p.m. - 6 a.m. | 1 | Bicycles | 1 |
| Miscellaneous | 0 | Day 6 a.m. - 6 p.m. | 1 | From Buildings | 20 |
| | | Unknown | 0 | From Coin Machine | 0 |
| | | | | Other | 25 |
| Total Robbery | 0 | Total Burglary | 29 | Total Larceny | 62 |

SMITHFIELD

| | Murder | Rape | Robbery | Aggravated Assault | Simple Assault |
|--------------------------|--------|------|---------|--------------------|---------------------|
| Gun | 0 | 0 | 2 | 0 | 106 |
| Knife/cutting instrument | 0 | 0 | 0 | 4 | Motor Vehicle Theft |
| Other lethal methods | 0 | 1 | 0 | 2 | 26 |
| Hands, fists, feet | 0 | 2 | 0 | 2 | |
| Total | 0 | 3 | 2 | 8 | |

| Robbery | # of Actual Offenses | Burglary | # of Actual Offenses | Larceny | # of Actual Offenses |
|---------------------|----------------------|-----------------------|----------------------|---------------------|----------------------|
| Highway | 0 | Residence: | | Pocket picking | 0 |
| Commercial House | 0 | Night 6 p.m. - 6 a.m. | 4 | Purse snatching | 2 |
| Gas/Service Station | 0 | Day 6 a.m. - 6 p.m. | 22 | Shoplifting | 19 |
| Chain Store | 0 | Unknown | 6 | From Motor Vehicle | 41 |
| Residence | 0 | Non-Residence: | | Motor Vehicle Parts | 7 |
| Bank | 0 | Night 6 p.m. - 6 a.m. | 3 | Bicycles | 17 |
| Miscellaneous | 2 | Day 6 a.m. - 6 p.m. | 9 | From Buildings | 15 |
| | | Unknown | 7 | From Coin Machine | 0 |
| | | | | Other | 90 |
| Total Robbery | 2 | Total Burglary | 51 | Total Larceny | 191 |

Count of Actual Offenses Known to the Police
Listed by Municipality

SOUTH KINGSTOWN

| | Murder | Rape | Robbery | Aggravated Assault | Simple Assault |
|--------------------------|----------|----------|----------|--------------------|---------------------|
| Gun | 0 | 0 | 1 | 1 | 177 |
| Knife/cutting instrument | 0 | 0 | 0 | 3 | Motor Vehicle Theft |
| Other lethal methods | 1 | 1 | 0 | 4 | 29 |
| Hands, fists, feet | 0 | 4 | 3 | 1 | |
| Total | 1 | 5 | 4 | 9 | |

| | # of Actual Offenses | Burglary | # of Actual Offenses | Larceny | # of Actual Offenses |
|----------------------|----------------------|-----------------------|----------------------|----------------------|----------------------|
| Robbery | | | | | |
| Highway | 4 | Residence: | | Pocket picking | 0 |
| Commercial House | 0 | Night 6 p.m. - 6 a.m. | 11 | Purse snatching | 0 |
| Gas/Service Station | 0 | Day 6 a.m. - 6 p.m. | 8 | Shoplifting | 27 |
| Chain Store | 0 | Unknown | 75 | From Motor Vehicle | 69 |
| Residence | 0 | Non-Residence: | | Motor Vehicle Parts | 24 |
| Bank | 0 | Night 6 p.m. - 6 a.m. | 21 | Bicycles | 21 |
| Miscellaneous | 0 | Day 6 a.m. - 6 p.m. | 4 | From Buildings | 73 |
| | | Unknown | 14 | From Coin Machine | 0 |
| | | | | Other | 98 |
| Total Robbery | 4 | Total Burglary | 133 | Total Larceny | 312 |

SP CHEPACHET(State Police)

| | Murder | Rape | Robbery | Aggravated Assault | Simple Assault |
|--------------------------|----------|----------|----------|--------------------|---------------------|
| Gun | 0 | 0 | 0 | 0 | 14 |
| Knife/cutting instrument | 1 | 0 | 0 | 0 | Motor Vehicle Theft |
| Other lethal methods | 0 | 0 | 0 | 0 | 4 |
| Hands, fists, feet | 0 | 8 | 2 | 11 | |
| Total | 1 | 8 | 2 | 11 | |

| | # of Actual Offenses | Burglary | # of Actual Offenses | Larceny | # of Actual Offenses |
|----------------------|----------------------|-----------------------|----------------------|----------------------|----------------------|
| Robbery | | | | | |
| Highway | 0 | Residence: | | Pocket picking | 0 |
| Commercial House | 0 | Night 6 p.m. - 6 a.m. | 0 | Purse snatching | 0 |
| Gas/Service Station | 0 | Day 6 a.m. - 6 p.m. | 0 | Shoplifting | 0 |
| Chain Store | 0 | Unknown | 0 | From Motor Vehicle | 5 |
| Residence | 0 | Non-Residence: | | Motor Vehicle Parts | 1 |
| Bank | 0 | Night 6 p.m. - 6 a.m. | 1 | Bicycles | 0 |
| Miscellaneous | 2 | Day 6 a.m. - 6 p.m. | 0 | From Buildings | 4 |
| | | Unknown | 0 | From Coin Machine | 0 |
| | | | | Other | 23 |
| Total Robbery | 2 | Total Burglary | 1 | Total Larceny | 33 |

Count of Actual Offenses Known to the Police
Listed by Municipality

SP HOPE VALLEY(State Police)

| | Murder | Rape | Robbery | Aggravated Assault | Simple Assault |
|--------------------------|--------|------|---------|--------------------|---------------------|
| Gun | 0 | 1 | 0 | 0 | 55 |
| Knife/cutting instrument | 0 | 1 | 0 | 4 | Motor Vehicle Theft |
| Other lethal methods | 1 | 1 | 0 | 3 | 8 |
| Hands, fists, feet | 1 | 5 | 4 | 34 | |
| Total | 2 | 8 | 4 | 41 | |

| Robbery | # of Actual Offenses | Burglary | # of Actual Offenses | Larceny | # of Actual Offenses |
|---------------------|----------------------|-----------------------|----------------------|---------------------|----------------------|
| Highway | 1 | Residence: | | Pocket picking | 0 |
| Commercial House | 1 | Night 6 p.m. - 6 a.m. | 12 | Purse snatching | 1 |
| Gas/Service Station | 0 | Day 6 a.m. - 6 p.m. | 17 | Shoplifting | 4 |
| Chain Store | 0 | Unknown | 3 | From Motor Vehicle | 13 |
| Residence | 0 | Non-Residence: | | Motor Vehicle Parts | 2 |
| Bank | 1 | Night 6 p.m. - 6 a.m. | 6 | Bicycles | 2 |
| Miscellaneous | 1 | Day 6 a.m. - 6 p.m. | 1 | From Buildings | 22 |
| | | Unknown | 3 | From Coin Machine | 0 |
| | | | | Other | 51 |
| Total Robbery | 4 | Total Burglary | 42 | Total Larceny | 95 |

SP LINCOLN(State Police)

| | Murder | Rape | Robbery | Aggravated Assault | Simple Assault |
|--------------------------|--------|------|---------|--------------------|---------------------|
| Gun | 0 | 0 | 0 | 0 | 36 |
| Knife/cutting instrument | 0 | 0 | 0 | 1 | Motor Vehicle Theft |
| Other lethal methods | 0 | 0 | 0 | 1 | 10 |
| Hands, fists, feet | 0 | 11 | 0 | 11 | |
| Total | 0 | 11 | 0 | 13 | |

| Robbery | # of Actual Offenses | Burglary | # of Actual Offenses | Larceny | # of Actual Offenses |
|---------------------|----------------------|-----------------------|----------------------|---------------------|----------------------|
| Highway | 0 | Residence: | | Pocket picking | 2 |
| Commercial House | 0 | Night 6 p.m. - 6 a.m. | 1 | Purse snatching | 2 |
| Gas/Service Station | 0 | Day 6 a.m. - 6 p.m. | 0 | Shoplifting | 0 |
| Chain Store | 0 | Unknown | 0 | From Motor Vehicle | 23 |
| Residence | 0 | Non-Residence: | | Motor Vehicle Parts | 1 |
| Bank | 0 | Night 6 p.m. - 6 a.m. | 1 | Bicycles | 4 |
| Miscellaneous | 0 | Day 6 a.m. - 6 p.m. | 0 | From Buildings | 25 |
| | | Unknown | 0 | From Coin Machine | 1 |
| | | | | Other | 17 |
| Total Robbery | 0 | Total Burglary | 2 | Total Larceny | 75 |

Count of Actual Offenses Known to the Police
Listed by Municipality

SP PORTSMOUTH(State Police)

| | Murder | Rape | Robbery | Aggravated Assault | Simple Assault |
|--------------------------|----------|----------|----------|--------------------|---------------------|
| Gun | 0 | 0 | 0 | 0 | 8 |
| Knife/cutting instrument | 0 | 0 | 1 | 0 | Motor Vehicle Theft |
| Other lethal methods | 0 | 0 | 0 | 0 | 1 |
| Hands, fists, feet | 0 | 1 | 0 | 6 | |
| Total | 0 | 1 | 1 | 6 | |

| Robbery | # of Actual Offenses | Burglary | # of Actual Offenses | Larceny | # of Actual Offenses |
|----------------------|----------------------|-----------------------|----------------------|----------------------|----------------------|
| Highway | 0 | Residence: | | Pocket picking | 0 |
| Commercial House | 0 | Night 6 p.m. - 6 a.m. | 0 | Purse snatching | 0 |
| Gas/Service Station | 0 | Day 6 a.m. - 6 p.m. | 0 | Shoplifting | 0 |
| Chain Store | 0 | Unknown | 0 | From Motor Vehicle | 1 |
| Residence | 0 | Non-Residence: | | Motor Vehicle Parts | 0 |
| Bank | 0 | Night 6 p.m. - 6 a.m. | 1 | Bicycles | 0 |
| Miscellaneous | 1 | Day 6 a.m. - 6 p.m. | 0 | From Buildings | 9 |
| | | Unknown | 2 | From Coin Machine | 0 |
| | | | | Other | 5 |
| Total Robbery | 1 | Total Burglary | 3 | Total Larceny | 15 |

SP WICKFORD(State Police)

| | Murder | Rape | Robbery | Aggravated Assault | Simple Assault |
|--------------------------|----------|-----------|----------|--------------------|---------------------|
| Gun | 0 | 0 | 0 | 0 | 33 |
| Knife/cutting instrument | 0 | 0 | 0 | 3 | Motor Vehicle Theft |
| Other lethal methods | 0 | 0 | 0 | 4 | 5 |
| Hands, fists, feet | 0 | 11 | 0 | 0 | |
| Total | 0 | 11 | 0 | 7 | |

| Robbery | # of Actual Offenses | Burglary | # of Actual Offenses | Larceny | # of Actual Offenses |
|----------------------|----------------------|-----------------------|----------------------|----------------------|----------------------|
| Highway | 0 | Residence: | | Pocket picking | 0 |
| Commercial House | 0 | Night 6 p.m. - 6 a.m. | 1 | Purse snatching | 0 |
| Gas/Service Station | 0 | Day 6 a.m. - 6 p.m. | 3 | Shoplifting | 6 |
| Chain Store | 0 | Unknown | 8 | From Motor Vehicle | 18 |
| Residence | 0 | Non-Residence: | | Motor Vehicle Parts | 16 |
| Bank | 0 | Night 6 p.m. - 6 a.m. | 2 | Bicycles | 3 |
| Miscellaneous | 0 | Day 6 a.m. - 6 p.m. | 2 | From Buildings | 8 |
| | | Unknown | 13 | From Coin Machine | 3 |
| | | | | Other | 35 |
| Total Robbery | 0 | Total Burglary | 29 | Total Larceny | 89 |

Count of Actual Offenses Known to the Police
Listed by Municipality

TIVERTON

| | Murder | Rape | Robbery | Aggravated Assault | Simple Assault |
|--------------------------|----------|----------|----------|--------------------|---------------------|
| Gun | 1 | 0 | 2 | 2 | 183 |
| Knife/cutting instrument | 0 | 0 | 1 | 0 | Motor Vehicle Theft |
| Other lethal methods | 0 | 0 | 0 | 8 | 12 |
| Hands, fists, feet | 0 | 2 | 1 | 3 | |
| Total | 1 | 2 | 4 | 13 | |

| Robbery | # of Actual Offenses | Burglary | # of Actual Offenses | Larceny | # of Actual Offenses |
|----------------------|----------------------|-----------------------|----------------------|----------------------|----------------------|
| Highway | 0 | Residence: | | Pocket picking | 0 |
| Commercial House | 0 | Night 6 p.m. - 6 a.m. | 9 | Purse snatching | 0 |
| Gas/Service Station | 1 | Day 6 a.m. - 6 p.m. | 25 | Shoplifting | 3 |
| Chain Store | 0 | Unknown | 3 | From Motor Vehicle | 36 |
| Residence | 0 | Non-Residence: | | Motor Vehicle Parts | 5 |
| Bank | 1 | Night 6 p.m. - 6 a.m. | 9 | Bicycles | 5 |
| Miscellaneous | 2 | Day 6 a.m. - 6 p.m. | 11 | From Buildings | 13 |
| | | Unknown | 3 | From Coin Machine | 2 |
| | | | | Other | 107 |
| Total Robbery | 4 | Total Burglary | 60 | Total Larceny | 171 |

University of Rhode Island (URI)

| | Murder | Rape | Robbery | Aggravated Assault | Simple Assault |
|--------------------------|----------|----------|----------|--------------------|---------------------|
| Gun | 0 | 0 | 0 | 1 | 11 |
| Knife/cutting instrument | 0 | 0 | 0 | 0 | Motor Vehicle Theft |
| Other lethal methods | 0 | 0 | 0 | 1 | 7 |
| Hands, fists, feet | 0 | 0 | 0 | 1 | |
| Total | 0 | 0 | 0 | 3 | |

| Robbery | # of Actual Offenses | Burglary | # of Actual Offenses | Larceny | # of Actual Offenses |
|----------------------|----------------------|-----------------------|----------------------|----------------------|----------------------|
| Highway | 0 | Residence: | | Pocket picking | 0 |
| Commercial House | 0 | Night 6 p.m. - 6 a.m. | 5 | Purse snatching | 0 |
| Gas/Service Station | 0 | Day 6 a.m. - 6 p.m. | 1 | Shoplifting | 0 |
| Chain Store | 0 | Unknown | 0 | From Motor Vehicle | 80 |
| Residence | 0 | Non-Residence: | | Motor Vehicle Parts | 25 |
| Bank | 0 | Night 6 p.m. - 6 a.m. | 2 | Bicycles | 6 |
| Miscellaneous | 0 | Day 6 a.m. - 6 p.m. | 1 | From Buildings | 97 |
| | | Unknown | 3 | From Coin Machine | 0 |
| | | | | Other | 4 |
| Total Robbery | 0 | Total Burglary | 12 | Total Larceny | 212 |

Count of Actual Offenses Known to the Police
Listed by Municipality

WARREN

| | Murder | Rape | Robbery | Aggravated Assault | Simple Assault |
|--------------------------|--------|------|---------|--------------------|---------------------|
| Gun | 0 | 0 | 2 | 3 | 195 |
| Knife/cutting instrument | 0 | 0 | 1 | 5 | Motor Vehicle Theft |
| Other lethal methods | 0 | 6 | 0 | 9 | 13 |
| Hands, fists, feet | 0 | 3 | 0 | 5 | |
| Total | 0 | 9 | 3 | 22 | |

| | # of Actual Offenses | Burglary | # of Actual Offenses | Larceny | # of Actual Offenses |
|---------------------|----------------------|-----------------------|----------------------|---------------------|----------------------|
| Robbery | | | | | |
| Highway | 0 | Residence: | | Pocket picking | 1 |
| Commercial House | 0 | Night 6 p.m. - 6 a.m. | 2 | Purse snatching | 0 |
| Gas/Service Station | 1 | Day 6 a.m. - 6 p.m. | 14 | Shoplifting | 19 |
| Chain Store | 0 | Unknown | 7 | From Motor Vehicle | 3 |
| Residence | 0 | Non-Residence: | | Motor Vehicle Parts | 11 |
| Bank | 0 | Night 6 p.m. - 6 a.m. | 4 | Bicycles | 31 |
| Miscellaneous | 2 | Day 6 a.m. - 6 p.m. | 6 | From Buildings | 2 |
| | | Unknown | 11 | From Coin Machine | 0 |
| | | | | Other | 161 |
| Total Robbery | 3 | Total Burglary | 44 | Total Larceny | 228 |

WARWICK

| | Murder | Rape | Robbery | Aggravated Assault | Simple Assault |
|--------------------------|--------|------|---------|--------------------|---------------------|
| Gun | 0 | 0 | 6 | 9 | 553 |
| Knife/cutting instrument | 0 | 0 | 4 | 23 | Motor Vehicle Theft |
| Other lethal methods | 2 | 1 | 2 | 60 | 290 |
| Hands, fists, feet | 0 | 13 | 13 | 71 | |
| Total | 2 | 14 | 25 | 163 | |

| | # of Actual Offenses | Burglary | # of Actual Offenses | Larceny | # of Actual Offenses |
|---------------------|----------------------|-----------------------|----------------------|---------------------|----------------------|
| Robbery | | | | | |
| Highway | 2 | Residence: | | Pocket picking | 16 |
| Commercial House | 5 | Night 6 p.m. - 6 a.m. | 88 | Purse snatching | 23 |
| Gas/Service Station | 4 | Day 6 a.m. - 6 p.m. | 143 | Shoplifting | 817 |
| Chain Store | 3 | Unknown | 92 | From Motor Vehicle | 567 |
| Residence | 3 | Non-Residence: | | Motor Vehicle Parts | 82 |
| Bank | 1 | Night 6 p.m. - 6 a.m. | 84 | Bicycles | 128 |
| Miscellaneous | 7 | Day 6 a.m. - 6 p.m. | 4 | From Buildings | 306 |
| | | Unknown | 26 | From Coin Machine | 3 |
| | | | | Other | 267 |
| Total Robbery | 25 | Total Burglary | 437 | Total Larceny | 2,209 |

Count of Actual Offenses Known to the Police
Listed by Municipality

WEST GREENWICH

| | Murder | Rape | Robbery | Aggravated Assault | Simple Assault |
|--------------------------|--------|------|---------|--------------------|---------------------|
| Gun | 0 | 0 | 0 | 0 | 18 |
| Knife/cutting instrument | 0 | 0 | 0 | 0 | Motor Vehicle Theft |
| Other lethal methods | 0 | 0 | 0 | 2 | 2 |
| Hands, fists, feet | 0 | 0 | 0 | 0 | |
| Total | 0 | 0 | 0 | 2 | |

| Robbery | # of Actual Offenses | Burglary | # of Actual Offenses | Larceny | # of Actual Offenses |
|---------------------|----------------------|-----------------------|----------------------|---------------------|----------------------|
| Highway | 0 | Residence: | | Pocket picking | 0 |
| Commercial House | 0 | Night 6 p.m. - 6 a.m. | 0 | Purse snatching | 0 |
| Gas/Service Station | 0 | Day 6 a.m. - 6 p.m. | 13 | Shoplifting | 5 |
| Chain Store | 0 | Unknown | 3 | From Motor Vehicle | 18 |
| Residence | 0 | Non-Residence: | | Motor Vehicle Parts | 1 |
| Bank | 0 | Night 6 p.m. - 6 a.m. | 0 | Bicycles | 2 |
| Miscellaneous | 0 | Day 6 a.m. - 6 p.m. | 1 | From Buildings | 11 |
| | | Unknown | 3 | From Coin Machine | 0 |
| | | | | Other | 29 |
| Total Robbery | 0 | Total Burglary | 20 | Total Larceny | 66 |

WEST WARWICK

| | Murder | Rape | Robbery | Aggravated Assault | Simple Assault |
|--------------------------|--------|------|---------|--------------------|---------------------|
| Gun | 0 | 0 | 2 | 13 | 240 |
| Knife/cutting instrument | 0 | 0 | 2 | 15 | Motor Vehicle Theft |
| Other lethal methods | 0 | 4 | 2 | 153 | 47 |
| Hands, fists, feet | 0 | 0 | 1 | 266 | |
| Total | 0 | 4 | 7 | 447 | |

| Robbery | # of Actual Offenses | Burglary | # of Actual Offenses | Larceny | # of Actual Offenses |
|---------------------|----------------------|-----------------------|----------------------|---------------------|----------------------|
| Highway | 3 | Residence: | | Pocket picking | 0 |
| Commercial House | 0 | Night 6 p.m. - 6 a.m. | 45 | Purse snatching | 0 |
| Gas/Service Station | 2 | Day 6 a.m. - 6 p.m. | 71 | Shoplifting | 42 |
| Chain Store | 2 | Unknown | 0 | From Motor Vehicle | 201 |
| Residence | 0 | Non-Residence: | | Motor Vehicle Parts | 27 |
| Bank | 0 | Night 6 p.m. - 6 a.m. | 35 | Bicycles | 32 |
| Miscellaneous | 0 | Day 6 a.m. - 6 p.m. | 23 | From Buildings | 155 |
| | | Unknown | 0 | From Coin Machine | 0 |
| | | | | Other | 184 |
| Total Robbery | 7 | Total Burglary | 174 | Total Larceny | 641 |

Count of Actual Offenses Known to the Police
Listed by Municipality

WESTERLY


| | Murder | Rape | Robbery | Aggravated Assault | Simple Assault |
|--------------------------|----------|----------|----------|--------------------|---------------------|
| Gun | 0 | 0 | 0 | 1 | 207 |
| Knife/cutting instrument | 0 | 0 | 1 | 3 | Motor Vehicle Theft |
| Other lethal methods | 0 | 1 | 0 | 1 | 15 |
| Hands, fists, feet | 0 | 2 | 3 | 2 | |
| Total | 0 | 3 | 4 | 7 | |

| | # of Actual Offenses | Burglary | # of Actual Offenses | Larceny | # of Actual Offenses |
|----------------------|----------------------|-----------------------|----------------------|----------------------|----------------------|
| Robbery | | | | | |
| Highway | 0 | Residence: | | Pocket picking | 0 |
| Commercial House | 0 | Night 6 p.m. - 6 a.m. | 19 | Purse snatching | 0 |
| Gas/Service Station | 1 | Day 6 a.m. - 6 p.m. | 4 | Shoplifting | 35 |
| Chain Store | 0 | Unknown | 8 | From Motor Vehicle | 21 |
| Residence | 0 | Non-Residence: | | Motor Vehicle Parts | 22 |
| Bank | 0 | Night 6 p.m. - 6 a.m. | 27 | Bicycles | 32 |
| Miscellaneous | 3 | Day 6 a.m. - 6 p.m. | 4 | From Buildings | 0 |
| | | Unknown | 6 | From Coin Machine | 0 |
| | | | | Other | 98 |
| Total Robbery | 4 | Total Burglary | 68 | Total Larceny | 208 |

WOONSOCKET

| | Murder | Rape | Robbery | Aggravated Assault | Simple Assault |
|--------------------------|----------|-----------|-----------|--------------------|---------------------|
| Gun | 1 | 0 | 3 | 15 | 732 |
| Knife/cutting instrument | 0 | 2 | 5 | 27 | Motor Vehicle Theft |
| Other lethal methods | 0 | 0 | 0 | 56 | 133 |
| Hands, fists, feet | 0 | 19 | 14 | 24 | |
| Total | 1 | 21 | 22 | 122 | |

| | # of Actual Offenses | Burglary | # of Actual Offenses | Larceny | # of Actual Offenses |
|----------------------|----------------------|-----------------------|----------------------|----------------------|----------------------|
| Robbery | | | | | |
| Highway | 7 | Residence: | | Pocket picking | 1 |
| Commercial House | 0 | Night 6 p.m. - 6 a.m. | 77 | Purse snatching | 1 |
| Gas/Service Station | 1 | Day 6 a.m. - 6 p.m. | 76 | Shoplifting | 117 |
| Chain Store | 3 | Unknown | 73 | From Motor Vehicle | 184 |
| Residence | 5 | Non-Residence: | | Motor Vehicle Parts | 48 |
| Bank | 0 | Night 6 p.m. - 6 a.m. | 24 | Bicycles | 70 |
| Miscellaneous | 6 | Day 6 a.m. - 6 p.m. | 4 | From Buildings | 127 |
| | | Unknown | 15 | From Coin Machine | 0 |
| | | | | Other | 123 |
| Total Robbery | 22 | Total Burglary | 269 | Total Larceny | 671 |



Hate Crimes

Any crime motivated by bigotry and bias, including, but not limited to threatened, attempted, or completed acts that appear after investigation to have been motivated by racial, religious, ethnic, sexual orientation, gender or disability prejudice.

42-28-46. **Development of system monitoring crimes motivated by bigotry and bias.** The state police shall, by January 1, 1994, develop a system monitoring the occurrence of crimes committed in the state which the evidence of the offense demonstrates was motivated by racial, religious, ethnic bigotry, or bias on any other matter defined as a "hate crime" herein. All police departments within the state shall report monthly the occurrence of such crimes to the state police. The state police shall maintain a permanent record of these offenses categorized by community of occurrence, type of offense, target of offense and such other information as the department deems relevant. The department shall develop a plan for the collection, analysis, and dissemination of the data regarding such crimes and shall promulgate regulations relating to the collection of hate crime data which are submitted by law enforcement agencies, individuals, state and local human rights commissions, and anti-discrimination advocacy organizations.

| | # of Incidents | | # of Incidents |
|------------------|----------------|------------------|----------------|
| Barrington | 1 | Newport | 2 |
| Bristol | 0 | North Kingstown | 0 |
| Brown University | 7 | North Providence | 0 |
| Burrillville | 0 | North Smithfield | 0 |
| Central Falls | 0 | Pawtucket | 0 |
| Charlestown | 0 | Portsmouth | 0 |
| Coventry | 3 | Providence | 18 |
| Cranston | 3 | Richmond | 0 |
| Cumberland | 0 | Scituate | 0 |
| East Greenwich | 0 | Smithfield | 2 |
| East Providence | 0 | South Kingstown | 1 |
| Foster | 0 | State Police | 1 |
| Glocester | 0 | Tiverton | 0 |
| Hopkinton | 0 | URI | 0 |
| Jamestown | 1 | Warren | 1 |
| Johnston | 0 | Warwick | 2 |
| Lincoln | 0 | West Greenwich | 0 |
| Little Compton | 0 | West Warwick | 0 |
| Middletown | 0 | Westerly | 0 |
| Narragansett | 0 | Woonsocket | 2 |
| New Shoreham | 0 | Total | 44 |

| OFFENSE | 1997 | 1996 | 1995 | 1994 | 1993 | 1992 |
|------------------------------|-----------|-----------|-----------|-----------|-----------|-----------|
| Murder | 0 | 0 | 0 | 0 | 0 | 0 |
| Forcible Rape | 0 | 0 | 1 | 0 | 0 | 0 |
| Robbery | 2 | 0 | 0 | 0 | 0 | 1 |
| Aggravated Assault | 0 | 4 | 3 | 1 | 4 | 3 |
| Burglary | 1 | 0 | 0 | 1 | 0 | 0 |
| Larceny-Theft | 1 | 0 | 2 | 0 | 1 | 0 |
| Motor Vehicle Theft | 0 | 0 | 0 | 0 | 0 | 0 |
| Arson | 0 | 0 | 0 | 0 | 1 | 0 |
| Simple Assault | 7 | 2 | 6 | 3 | 17 | 13 |
| Intimidation | 17 | 15 | 33 | 25 | 28 | 30 |
| Destruction/Damage/Vandalism | 16 | 22 | 12 | 7 | 11 | 14 |
| TOTAL | 44 | 43 | 57 | 37 | 62 | 61 |

| LOCATION OF INCIDENT | 1997 | 1996 | 1995 | 1994 | 1993 | 1992 |
|----------------------------------|-----------|-----------|-----------|-----------|-----------|-----------|
| Air/Bus/Train Terminal | 0 | 1 | 0 | 0 | 0 | 0 |
| Bank/Savings and Loan | 1 | 1 | 0 | 0 | 0 | 0 |
| Bar/Night Club | 0 | 0 | 0 | 1 | 0 | 0 |
| Church/Synagogue/Temple | 3 | 1 | 1 | 1 | 0 | 2 |
| Commercial/Office Building | 2 | 0 | 2 | 0 | 1 | 1 |
| Construction Site | 0 | 0 | 0 | 1 | 0 | 0 |
| Convenience Store | 1 | 0 | 1 | 0 | 1 | 0 |
| Department/Discount Store | 0 | 0 | 0 | 0 | 1 | 0 |
| Drug Store/Dr.'s Office/Hospital | 0 | 0 | 0 | 0 | 0 | 0 |
| Field/Woods | 1 | 1 | 0 | 1 | 0 | 1 |
| Government/Public Building | 0 | 1 | 1 | 5 | 1 | 2 |
| Grocery/Supermarket | 0 | 0 | 2 | 0 | 1 | 1 |
| Highway/Road/Alley/Street | 7 | 9 | 10 | 0 | 14 | 15 |
| Hotel/Motel/etc. | 0 | 0 | 0 | 0 | 0 | 0 |
| Jail/Prison | 0 | 0 | 0 | 0 | 0 | 0 |
| Lake/Waterway | 0 | 0 | 0 | 0 | 0 | 0 |
| Liquor Store | 0 | 0 | 0 | 0 | 0 | 0 |
| Parking Lot/Garage | 2 | 2 | 0 | 1 | 1 | 1 |
| Rental Storage Facility | 0 | 0 | 0 | 0 | 0 | 0 |
| Residence/Home | 16 | 10 | 11 | 16 | 22 | 9 |
| Restaurant | 0 | 0 | 1 | 1 | 0 | 2 |
| School/College | 10 | 12 | 18 | 9 | 18 | 17 |
| Service/Gas Station | 0 | 1 | 0 | 1 | 0 | 0 |
| Specialty Store(TV, Fur, etc.) | 0 | 0 | 1 | 0 | 0 | 1 |
| Other/Unknown | 1 | 1 | 9 | 0 | 3 | 9 |
| TOTAL | 44 | 40 | 57 | 37 | 63 | 61 |

Crime in Rhode Island 1997

| BIAS MOTIVATION | 1997 | 1996 | 1995 | 1994 | 1993 | 1992 |
|-------------------------------------|-----------|-----------|-----------|-----------|-----------|-----------|
| Racial: | | | | | | |
| Anti-White | 1 | 4 | 9 | 3 | 8 | 12 |
| Anti-Black | 17 | 15 | 12 | 12 | 27 | 26 |
| Anti-American Indian/Alaskan Native | 0 | 0 | 0 | 0 | 0 | 0 |
| Anti-Asian/Pacific Islander | 4 | 2 | 3 | 6 | 3 | 2 |
| Anti-Multi - Racial Group | 0 | 0 | 1 | 0 | 1 | 1 |
| Ethnicity/National Origin: | | | | | | |
| Anti-Arab | 0 | 0 | 0 | 0 | 0 | 0 |
| Anti-Hispanic | 0 | 2 | 3 | 0 | 3 | 3 |
| Anti-Other Ethnicity | 1 | 0 | 0 | 3 | 0 | 2 |
| Religious: | | | | | | |
| Anti-Jewish | 7 | 10 | 14 | 10 | 14 | 6 |
| Anti-Catholic | 0 | 0 | 1 | 0 | 0 | 1 |
| Anti-Protestant | 1 | 0 | 0 | 1 | 0 | 0 |
| Anti-Islamic (Moslem) | 0 | 0 | 0 | 0 | 0 | 0 |
| Anti-Other Religion | 1 | 1 | 0 | 0 | 1 | 0 |
| Anti-Multi-Religious Group | 0 | 0 | 0 | 0 | 0 | 0 |
| Anti-Atheism/Agnosticism | 0 | 0 | 0 | 0 | 0 | 0 |
| Sexual Orientation: | | | | | | |
| Anti-Male Homosexual (Gay) | 8 | 4 | 6 | 2 | 4 | 4 |
| Anti-Female Homosexual (Lesbian) | 2 | 1 | 3 | 0 | 1 | 2 |
| Anti-Homosexual (Gay/Lesbian) | 1 | 0 | 5 | 0 | 2 | 2 |
| Anti-Heterosexual | 1 | 0 | 0 | 0 | 0 | 0 |
| Disability: | | | | | | |
| Anti-Physical Disability | 0 | 1 | n/a | n/a | n/a | n/a |
| Anti-Mental Disability | 0 | 0 | n/a | n/a | n/a | n/a |
| Gender: | | | | | | |
| Anti-Male | 0 | 0 | n/a | n/a | n/a | n/a |
| Anti-Female | 0 | 1 | n/a | n/a | n/a | n/a |
| TOTAL | 44 | 41 | 57 | 37 | 64 | 61 |

| RACE OF OFFENDER | 1997 | 1996 | 1995 | 1994 | 1993 | 1992 |
|-------------------------|-----------|-----------|-----------|-----------|-----------|-----------|
| White | 16 | 15 | 8 | 12 | 27 | 21 |
| Black | 3 | 6 | 11 | 4 | 9 | 6 |
| American Indian/Alaskan | 0 | 0 | 0 | 0 | 0 | 0 |
| Asian/Pacific Islander | 0 | 0 | 0 | 1 | 1 | 0 |
| Multi-Racial Group | 0 | 0 | 0 | 1 | 0 | 24 |
| Unknown | 25 | 20 | 38 | 19 | 24 | 17 |
| TOTAL | 44 | 41 | 57 | 37 | 61 | 68 |



Law Enforcement Officers Assaulted

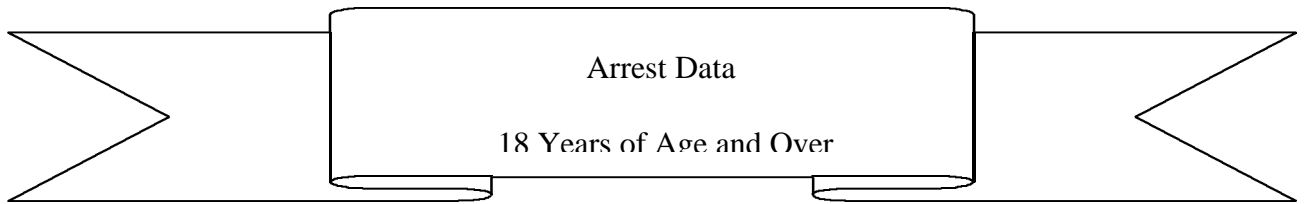
Crime in Rhode Island 1997

| | Total Officers Assaulted | Firearm | Knife/ Other Cutting Instrument | Other Dangerous Weapon | Hands, Fists, Feet, etc. |
|------------------|--------------------------------|---------|---------------------------------------|------------------------------|--------------------------------|
| BARRINGTON | 0 | 0 | 0 | 0 | 0 |
| BRISTOL | 4 | 0 | 0 | 0 | 4 |
| BROWN UNIVERSITY | 1 | 0 | 0 | 0 | 1 |
| BURRILLVILLE | 0 | 0 | 0 | 0 | 0 |
| CENTRAL FALLS | 0 | 0 | 0 | 0 | 0 |
| CHARLESTOWN | 0 | 0 | 0 | 0 | 0 |
| COVENTRY | 2 | 0 | 0 | 0 | 2 |
| CRANSTON | 25 | 1 | 1 | 3 | 20 |
| CUMBERLAND | 5 | 0 | 0 | 1 | 4 |
| DEM | 0 | 0 | 0 | 0 | 0 |
| EAST GREENWICH | 0 | 0 | 0 | 0 | 0 |
| EAST PROVIDENCE | 0 | 0 | 0 | 0 | 0 |
| FOSTER | 0 | 0 | 0 | 0 | 0 |
| GLOCESTER | 0 | 0 | 0 | 0 | 0 |
| HOPKINTON | 0 | 0 | 0 | 0 | 0 |
| JAMESTOWN | 0 | 0 | 0 | 0 | 0 |
| JOHNSTON | 11 | 0 | 0 | 0 | 11 |
| LINCOLN | 0 | 0 | 0 | 0 | 0 |
| LITTLE COMPTON | 0 | 0 | 0 | 0 | 0 |
| MIDDLETOWN | 0 | 0 | 0 | 0 | 0 |
| NARRAGANSETT | 0 | 0 | 0 | 0 | 0 |
| NEW SHOREHAM | 0 | 0 | 0 | 0 | 0 |
| NEWPORT | 130 | 0 | 0 | 5 | 125 |
| NORTH KINGSTOWN | 6 | 0 | 0 | 0 | 6 |
| NORTH PROVIDENCE | 44 | 0 | 0 | 5 | 39 |
| NORTH SMITHFIELD | 0 | 0 | 0 | 0 | 0 |

| | Total Officers Assaulted | Firearm | Knife/ Other Cutting Instrument | Other Dangerous Weapon | Hands, Fists, Feet, etc. |
|-----------------|--------------------------------|---------|---------------------------------------|------------------------------|--------------------------------|
| PAWTUCKET | 27 | 0 | 3 | 1 | 23 |
| PORTSMOUTH | 0 | 0 | 0 | 0 | 0 |
| PROVIDENCE | 158 | 1 | 1 | 9 | 147 |
| RICHMOND | 0 | 0 | 0 | 0 | 0 |
| SCITUATE | 11 | 0 | 0 | 1 | 10 |
| SMITHFIELD | 0 | 0 | 0 | 0 | 0 |
| SOUTH KINGSTOWN | 0 | 0 | 0 | 0 | 0 |
| SP CHEPACHET | 0 | 0 | 0 | 0 | 0 |
| SP HOPE VALLEY | 1 | 0 | 0 | 1 | 0 |
| SP LINCOLN | 0 | 0 | 0 | 0 | 0 |
| SP PORTSMOUTH | 1 | 0 | 0 | 0 | 1 |
| SP WICKFORD | 0 | 0 | 0 | 0 | 0 |
| TIVERTON | 0 | 0 | 0 | 0 | 0 |
| URI | 1 | 0 | 0 | 1 | 0 |
| WARREN | 0 | 0 | 0 | 0 | 0 |
| WARWICK | 44 | 0 | 1 | 1 | 42 |
| WEST GREENWICH | 0 | 0 | 0 | 0 | 0 |
| WEST WARWICK | 0 | 0 | 0 | 0 | 0 |
| WESTERLY | 0 | 0 | 0 | 0 | 0 |
| WOONSOCKET | 79 | 0 | 3 | 1 | 75 |
| Grand Total | 550 | 2 | 9 | 29 | 510 |

| Type of Activity | Total Officers Assaulted |
|---|-------------------------------------|
| Disturbance calls | 245 |
| Burglaries in progress | 4 |
| Robberies in progress | 1 |
| Attempting other arrest | 51 |
| Civil disorder | 27 |
| Handling, transporting prisoners | 48 |
| Inv. suspicious persons | 90 |
| Ambush situations | 4 |
| Mentally deranged | 1 |
| Traffic pursuits/stops | 36 |
| Other | 43 |

| | Type of Injury | | | |
|---|-----------------------|--------------|--------------|--------------|
| | Firearm | Knife | Other | Hands |
| Number with personal injury | 1 | 1 | 6 | 54 |
| Number without personal injury | 1 | 6 | 20 | 461 |



Total Arrests by Age - 18 Years of Age and Over

| | Total | AGE | | | | | | | | | | | |
|--------------------------------|---------------|--------------|--------------|--------------|--------------|--------------|--------------|--------------|--------------|------------|------------|------------|------------|
| | | 18 | 19 | 20-24 | 25-29 | 30-34 | 35-39 | 40-44 | 45-49 | 50-54 | 55-59 | 60-64 | 65> |
| Murder | 20 | 2 | 1 | 4 | 4 | 2 | 3 | 0 | 3 | 1 | 0 | 0 | 0 |
| Forcible Rape | 113 | 9 | 4 | 20 | 19 | 14 | 14 | 14 | 6 | 6 | 4 | 2 | 1 |
| Robbery | 161 | 21 | 15 | 50 | 25 | 17 | 16 | 9 | 7 | 1 | 0 | 0 | 0 |
| Aggravated Assault | 1,564 | 87 | 73 | 355 | 272 | 235 | 233 | 147 | 79 | 41 | 11 | 14 | 17 |
| Burglary | 564 | 80 | 34 | 131 | 99 | 95 | 72 | 25 | 16 | 8 | 3 | 0 | 1 |
| Larceny-Theft | 2,150 | 242 | 178 | 462 | 292 | 310 | 253 | 173 | 104 | 63 | 31 | 18 | 24 |
| Motor Vehicle Theft | 299 | 41 | 32 | 96 | 46 | 40 | 21 | 12 | 8 | 2 | 0 | 1 | 0 |
| Other Assaults | 4,596 | 250 | 222 | 952 | 756 | 807 | 682 | 462 | 238 | 113 | 60 | 30 | 24 |
| Arson | 25 | 2 | 6 | 4 | 4 | 2 | 2 | 4 | 0 | 1 | 0 | 0 | 0 |
| Forgery/Counterfeiting | 137 | 4 | 8 | 28 | 23 | 26 | 19 | 13 | 5 | 4 | 2 | 1 | 4 |
| Fraud | 1,070 | 30 | 27 | 227 | 200 | 204 | 157 | 108 | 48 | 33 | 12 | 10 | 14 |
| Embezzlement | 102 | 9 | 4 | 36 | 15 | 11 | 12 | 10 | 1 | 3 | 1 | 0 | 0 |
| Stolen Property | 413 | 51 | 26 | 109 | 89 | 40 | 45 | 28 | 9 | 9 | 3 | 0 | 4 |
| Vandalism | 1,105 | 116 | 85 | 364 | 154 | 135 | 122 | 64 | 33 | 21 | 4 | 4 | 3 |
| Weapons: Carrying | 287 | 43 | 28 | 70 | 43 | 32 | 32 | 19 | 11 | 3 | 5 | 1 | 0 |
| Prostitution | 321 | 1 | 3 | 40 | 79 | 77 | 52 | 27 | 17 | 11 | 3 | 3 | 8 |
| Sex Offenses | 186 | 4 | 7 | 40 | 33 | 21 | 21 | 22 | 10 | 8 | 6 | 5 | 9 |
| Manufacturing Drugs: | | | | | | | | | | | | | |
| <i>Opium or Cocaine</i> | 812 | 55 | 53 | 194 | 152 | 139 | 107 | 68 | 27 | 8 | 3 | 3 | 3 |
| <i>Marijuana</i> | 282 | 25 | 36 | 97 | 46 | 28 | 20 | 12 | 8 | 3 | 3 | 4 | 0 |
| <i>Synthetic Narcotics</i> | 12 | 0 | 2 | 5 | 2 | 1 | 1 | 1 | 0 | 0 | 0 | 0 | 0 |
| <i>Other Dang Non-Narcotic</i> | 31 | 2 | 0 | 5 | 5 | 7 | 4 | 1 | 4 | 2 | 0 | 1 | 0 |
| Possession Drugs: | | | | | | | | | | | | | |
| <i>Opium or Cocaine</i> | 959 | 48 | 58 | 200 | 177 | 155 | 147 | 127 | 34 | 9 | 2 | 1 | 1 |
| <i>Marijuana</i> | 1,366 | 229 | 175 | 446 | 201 | 123 | 103 | 59 | 14 | 11 | 3 | 2 | 0 |
| <i>Synthetic Narcotics</i> | 37 | 4 | 1 | 9 | 9 | 3 | 5 | 4 | 1 | 1 | 0 | 0 | 0 |
| <i>Other Dang Non-Narcotic</i> | 42 | 1 | 4 | 11 | 4 | 7 | 8 | 4 | 1 | 2 | 0 | 0 | 0 |
| Bookmaking | 22 | 1 | 0 | 0 | 3 | 3 | 2 | 4 | 2 | 2 | 2 | 2 | 1 |
| Other Gambling | 10 | 1 | 0 | 3 | 1 | 4 | 1 | 0 | 0 | 0 | 0 | 0 | 0 |
| Offenses Against Family | 388 | 14 | 15 | 61 | 67 | 56 | 72 | 53 | 24 | 13 | 6 | 3 | 4 |
| DWI | 2,063 | 41 | 56 | 331 | 277 | 333 | 364 | 283 | 180 | 96 | 53 | 28 | 21 |
| Liquor Laws | 764 | 186 | 149 | 262 | 69 | 33 | 22 | 19 | 13 | 5 | 2 | 2 | 2 |
| Drunkenness | 56 | 5 | 1 | 18 | 6 | 9 | 7 | 5 | 3 | 1 | 1 | 0 | 0 |
| Disorderly Conduct | 2,292 | 164 | 172 | 624 | 376 | 315 | 262 | 182 | 95 | 60 | 26 | 7 | 9 |
| Vagrancy | 58 | 9 | 6 | 17 | 8 | 6 | 3 | 3 | 4 | 1 | 1 | 0 | 0 |
| All Other Offenses | 10,041 | 367 | 502 | 2186 | 2,032 | 1,754 | 1,483 | 877 | 394 | 243 | 98 | 54 | 51 |
| Suspicion | 239 | 28 | 29 | 57 | 41 | 23 | 26 | 17 | 10 | 3 | 2 | 2 | 1 |
| Grand Total | 32,587 | 2,172 | 2,012 | 7,514 | 5,629 | 5,067 | 4,393 | 2,856 | 1,409 | 788 | 347 | 198 | 202 |

Arrest Data - 18 Years of Age and Over

| | Total | White | Black | Am. Indian or Alaskan Native | Asian or Pacific Islander | Male | Female |
|---|------------|------------|----------|---------------------------------------|---------------------------------|------------|-----------|
| BARRINGTON | | | | | | | |
| 02 Forcible Rape | 1 | 1 | 0 | 0 | 0 | 1 | 0 |
| 04 Aggravated Assault | 4 | 4 | 0 | 0 | 0 | 4 | 0 |
| 05 Burglary-Breaking or Entering | 4 | 4 | 0 | 0 | 0 | 4 | 0 |
| 06 Larceny-Theft (Except Motor Vehicle Theft) | 7 | 6 | 1 | 0 | 0 | 5 | 2 |
| 08 Other Assaults (Return A-5e) | 28 | 28 | 0 | 0 | 0 | 17 | 11 |
| 14 Vandalism | 7 | 7 | 0 | 0 | 0 | 7 | 0 |
| 15 Weapons: Carrying, Possessing, etc. | 1 | 1 | 0 | 0 | 0 | 1 | 0 |
| 18E Possession: Opium or Cocaine | 1 | 1 | 0 | 0 | 0 | 0 | 1 |
| 18F Possession: Marijuana | 18 | 18 | 0 | 0 | 0 | 17 | 1 |
| 18H Possession: Other Dang Non-Narcotic Drugs | 1 | 1 | 0 | 0 | 0 | 1 | 0 |
| 20 Offenses Against Family and Children | 1 | 1 | 0 | 0 | 0 | 1 | 0 |
| 21 Driving Under the Influence | 15 | 15 | 0 | 0 | 0 | 13 | 2 |
| 22 Liquor Laws | 3 | 3 | 0 | 0 | 0 | 3 | 0 |
| 24 Disorderly Conduct | 3 | 3 | 0 | 0 | 0 | 3 | 0 |
| 25 Vagrancy | 1 | 1 | 0 | 0 | 0 | 1 | 0 |
| 26 All Other Offenses (Except Traffic) | 132 | 131 | 1 | 0 | 0 | 104 | 28 |
| Total for BARRINGTON | 227 | 225 | 2 | 0 | 0 | 182 | 45 |
| BRISTOL | | | | | | | |
| 02 Forcible Rape | 1 | 1 | 0 | 0 | 0 | 1 | 0 |
| 05 Burglary-Breaking or Entering | 5 | 5 | 0 | 0 | 0 | 5 | 0 |
| 06 Larceny-Theft (Except Motor Vehicle Theft) | 18 | 18 | 0 | 0 | 0 | 11 | 7 |
| 08 Other Assaults (Return A-5e) | 36 | 36 | 0 | 0 | 0 | 27 | 9 |
| 11 Fraud | 3 | 3 | 0 | 0 | 0 | 2 | 1 |
| 12 Embezzlement | 1 | 1 | 0 | 0 | 0 | 0 | 1 |
| 13 Stolen Property: Buying, Receiving, Possessing | 8 | 8 | 0 | 0 | 0 | 7 | 1 |
| 14 Vandalism | 10 | 10 | 0 | 0 | 0 | 8 | 2 |
| 15 Weapons: Carrying, Possessing, etc. | 3 | 3 | 0 | 0 | 0 | 3 | 0 |
| 17 Sex Offenses (Except Forcible Rape/Prostitution) | 1 | 1 | 0 | 0 | 0 | 1 | 0 |
| 18B Sale/Manufacturing: Marijuana | 2 | 2 | 0 | 0 | 0 | 2 | 0 |
| 18E Possession: Opium or Cocaine | 4 | 4 | 0 | 0 | 0 | 4 | 0 |
| 18F Possession: Marijuana | 43 | 43 | 0 | 0 | 0 | 36 | 7 |
| 18G Possession: Synthetic Narcotics | 1 | 1 | 0 | 0 | 0 | 1 | 0 |
| 20 Offenses Against Family and Children | 78 | 77 | 1 | 0 | 0 | 63 | 15 |
| 21 Driving Under the Influence | 47 | 47 | 0 | 0 | 0 | 35 | 12 |
| 22 Liquor Laws | 39 | 39 | 0 | 0 | 0 | 18 | 21 |

Crime in Rhode Island 1997**Arrest Data - 18 Years of Age and Over**

| | Total | White | Black | Am. Indian or Alaskan Native | Asian or Pacific Islander | Male | Female |
|---|------------|------------|-----------|---------------------------------------|---------------------------------|------------|-----------|
| 24 Disorderly Conduct | 40 | 40 | 0 | 0 | 0 | 38 | 2 |
| 26 All Other Offenses (Except Traffic) | 75 | 73 | 2 | 0 | 0 | 59 | 16 |
| Total for BRISTOL | 415 | 412 | 3 | 0 | 0 | 321 | 94 |
| BROWN UNIVERSITY | | | | | | | |
| 05 Burglary-Breaking or Entering | 2 | 2 | 0 | 0 | 0 | 2 | 0 |
| 06 Larceny-Theft (Except Motor Vehicle Theft) | 8 | 8 | 0 | 0 | 0 | 8 | 0 |
| 07 Motor Vehicle Theft | 2 | 0 | 2 | 0 | 0 | 2 | 0 |
| 08 Other Assaults (Return A-5e) | 3 | 2 | 1 | 0 | 0 | 2 | 1 |
| 13 Stolen Property: Buying, Receiving, Possessing | 4 | 3 | 1 | 0 | 0 | 4 | 0 |
| 14 Vandalism | 4 | 3 | 1 | 0 | 0 | 4 | 0 |
| 18B Sale/Manufacturing: Marijuana | 3 | 3 | 0 | 0 | 0 | 3 | 0 |
| 24 Disorderly Conduct | 2 | 2 | 0 | 0 | 0 | 2 | 0 |
| 25 Vagrancy | 4 | 4 | 0 | 0 | 0 | 4 | 0 |
| 26 All Other Offenses (Except Traffic) | 19 | 12 | 7 | 0 | 0 | 19 | 0 |
| 27 Suspicion | 9 | 9 | 0 | 0 | 0 | 8 | 1 |
| Total for BROWN UNIVERSITY | 60 | 48 | 12 | 0 | 0 | 58 | 2 |
| BURRILLVILLE | | | | | | | |
| 02 Forcible Rape | 7 | 7 | 0 | 0 | 0 | 7 | 0 |
| 03 Robbery | 1 | 1 | 0 | 0 | 0 | 0 | 1 |
| 04 Aggravated Assault | 10 | 9 | 1 | 0 | 0 | 8 | 2 |
| 05 Burglary-Breaking or Entering | 6 | 6 | 0 | 0 | 0 | 5 | 1 |
| 06 Larceny-Theft (Except Motor Vehicle Theft) | 6 | 6 | 0 | 0 | 0 | 5 | 1 |
| 07 Motor Vehicle Theft | 1 | 1 | 0 | 0 | 0 | 1 | 0 |
| 08 Other Assaults (Return A-5e) | 68 | 66 | 2 | 0 | 0 | 48 | 20 |
| 11 Fraud | 1 | 1 | 0 | 0 | 0 | 1 | 0 |
| 14 Vandalism | 13 | 13 | 0 | 0 | 0 | 11 | 2 |
| 15 Weapons: Carrying, Possessing, etc. | 1 | 1 | 0 | 0 | 0 | 1 | 0 |
| 17 Sex Offenses (Except Forcible Rape/Prostitution) | 3 | 3 | 0 | 0 | 0 | 3 | 0 |
| 18A Sale/Manufacturing: Opium or Cocaine | 2 | 2 | 0 | 0 | 0 | 2 | 0 |
| 18F Possession: Marijuana | 16 | 16 | 0 | 0 | 0 | 15 | 1 |
| 20 Offenses Against Family and Children | 1 | 1 | 0 | 0 | 0 | 1 | 0 |
| 21 Driving Under the Influence | 45 | 45 | 0 | 0 | 0 | 38 | 7 |
| 22 Liquor Laws | 4 | 3 | 0 | 1 | 0 | 3 | 1 |
| 24 Disorderly Conduct | 7 | 7 | 0 | 0 | 0 | 5 | 2 |
| 25 Vagrancy | 3 | 3 | 0 | 0 | 0 | 3 | 0 |
| 26 All Other Offenses (Except Traffic) | 165 | 163 | 2 | 0 | 0 | 139 | 26 |
| Total for BURRILLVILLE | 360 | 354 | 5 | 1 | 0 | 296 | 64 |

Arrest Data - 18 Years of Age and Over

| | Total | White | Black | Am. Indian or Alaskan Native | Asian or Pacific Islander | Male | Female |
|---|-------|-------|-------|---------------------------------------|---------------------------------|-------|--------|
| CENTRAL FALLS | | | | | | | |
| 02 Forcible Rape | 10 | 10 | 0 | 0 | 0 | 10 | 0 |
| 03 Robbery | 5 | 3 | 2 | 0 | 0 | 4 | 1 |
| 04 Aggravated Assault | 34 | 26 | 8 | 0 | 0 | 25 | 9 |
| 05 Burglary-Breaking or Entering | 12 | 11 | 1 | 0 | 0 | 11 | 1 |
| 06 Larceny-Theft (Except Motor Vehicle Theft) | 23 | 19 | 4 | 0 | 0 | 18 | 5 |
| 07 Motor Vehicle Theft | 4 | 4 | 0 | 0 | 0 | 4 | 0 |
| 08 Other Assaults (Return A-5e) | 192 | 156 | 35 | 0 | 1 | 160 | 32 |
| 09 Arson | 1 | 1 | 0 | 0 | 0 | 1 | 0 |
| 10 Forgery and Counterfeiting | 9 | 9 | 0 | 0 | 0 | 5 | 4 |
| 11 Fraud | 1 | 0 | 0 | 1 | 0 | 1 | 0 |
| 13 Stolen Property: Buying, Receiving, Possessing | 1 | 1 | 0 | 0 | 0 | 1 | 0 |
| 14 Vandalism | 47 | 41 | 6 | 0 | 0 | 39 | 8 |
| 15 Weapons: Carrying, Possessing, etc. | 12 | 11 | 1 | 0 | 0 | 12 | 0 |
| 16 Prostitution and Commercialized Vice | 23 | 20 | 3 | 0 | 0 | 12 | 11 |
| 17 Sex Offenses (Except Forcible Rape/Prostitution) | 5 | 5 | 0 | 0 | 0 | 4 | 1 |
| 18A Sale/Manufacturing: Opium or Cocaine | 24 | 14 | 10 | 0 | 0 | 17 | 7 |
| 18B Sale/Manufacturing: Marijuana | 14 | 13 | 1 | 0 | 0 | 12 | 2 |
| 18E Possession: Opium or Cocaine | 35 | 31 | 4 | 0 | 0 | 26 | 9 |
| 18F Possession: Marijuana | 47 | 40 | 7 | 0 | 0 | 45 | 2 |
| 18G Possession: Synthetic Narcotics | 1 | 1 | 0 | 0 | 0 | 1 | 0 |
| 18H Possession: Other Dang Non-Narcotic Drugs | 2 | 2 | 0 | 0 | 0 | 2 | 0 |
| 20 Offenses Against Family and Children | 1 | 1 | 0 | 0 | 0 | 1 | 0 |
| 21 Driving Under the Influence | 22 | 21 | 1 | 0 | 0 | 19 | 3 |
| 22 Liquor Laws | 23 | 19 | 4 | 0 | 0 | 21 | 2 |
| 23 Drunkenness | 6 | 6 | 0 | 0 | 0 | 6 | 0 |
| 24 Disorderly Conduct | 78 | 59 | 19 | 0 | 0 | 67 | 11 |
| 25 Vagrancy | 7 | 6 | 1 | 0 | 0 | 6 | 1 |
| 26 All Other Offenses (Except Traffic) | 1,063 | 852 | 201 | 9 | 1 | 847 | 216 |
| Total for CENTRAL FALLS | 1,702 | 1,382 | 308 | 10 | 2 | 1,377 | 325 |
| CHARLESTOWN | | | | | | | |
| 02 Forcible Rape | 1 | 0 | 0 | 1 | 0 | 1 | 0 |
| 03 Robbery | 2 | 2 | 0 | 0 | 0 | 2 | 0 |
| 04 Aggravated Assault | 1 | 1 | 0 | 0 | 0 | 1 | 0 |
| 05 Burglary-Breaking or Entering | 7 | 7 | 0 | 0 | 0 | 7 | 0 |

Crime in Rhode Island 1997

Arrest Data - 18 Years of Age and Over

| | Total | White | Black | Am. Indian or Alaskan Native | Asian or Pacific Islander | Male | Female |
|---|------------|------------|----------|---------------------------------------|---------------------------------|------------|------------|
| 06 Larceny-Theft (Except Motor Vehicle Theft) | 4 | 4 | 0 | 0 | 0 | 1 | 3 |
| 08 Other Assaults (Return A-5e) | 20 | 16 | 3 | 1 | 0 | 16 | 4 |
| 10 Forgery and Counterfeiting | 3 | 3 | 0 | 0 | 0 | 2 | 1 |
| 11 Fraud | 3 | 3 | 0 | 0 | 0 | 1 | 2 |
| 13 Stolen Property: Buying, Receiving, Possessing | 3 | 2 | 1 | 0 | 0 | 3 | 0 |
| 14 Vandalism | 1 | 1 | 0 | 0 | 0 | 1 | 0 |
| 18B Sale/Manufacturing: Marijuana | 1 | 1 | 0 | 0 | 0 | 1 | 0 |
| 18F Possession: Marijuana | 13 | 13 | 0 | 0 | 0 | 9 | 4 |
| 21 Driving Under the Influence | 20 | 20 | 0 | 0 | 0 | 13 | 7 |
| 22 Liquor Laws | 1 | 1 | 0 | 0 | 0 | 1 | 0 |
| 24 Disorderly Conduct | 8 | 8 | 0 | 0 | 0 | 7 | 1 |
| 26 All Other Offenses (Except Traffic) | 34 | 34 | 0 | 0 | 0 | 25 | 9 |
| Total for CHARLESTOWN | 122 | 116 | 4 | 2 | 0 | 91 | 31 |
| COVENTRY | | | | | | | |
| 04 Aggravated Assault | 15 | 14 | 1 | 0 | 0 | 14 | 1 |
| 05 Burglary-Breaking or Entering | 13 | 13 | 0 | 0 | 0 | 13 | 0 |
| 06 Larceny-Theft (Except Motor Vehicle Theft) | 55 | 55 | 0 | 0 | 0 | 39 | 16 |
| 08 Other Assaults (Return A-5e) | 140 | 138 | 2 | 0 | 0 | 114 | 26 |
| 09 Arson | 1 | 1 | 0 | 0 | 0 | 1 | 0 |
| 10 Forgery and Counterfeiting | 1 | 1 | 0 | 0 | 0 | 0 | 1 |
| 11 Fraud | 190 | 188 | 2 | 0 | 0 | 129 | 61 |
| 12 Embezzlement | 2 | 2 | 0 | 0 | 0 | 0 | 2 |
| 13 Stolen Property: Buying, Receiving, Possessing | 3 | 3 | 0 | 0 | 0 | 2 | 1 |
| 14 Vandalism | 10 | 10 | 0 | 0 | 0 | 7 | 3 |
| 15 Weapons: Carrying, Possessing, etc. | 11 | 11 | 0 | 0 | 0 | 10 | 1 |
| 17 Sex Offenses (Except Forcible Rape/Prostitution) | 3 | 3 | 0 | 0 | 0 | 3 | 0 |
| 18B Sale/Manufacturing: Marijuana | 1 | 1 | 0 | 0 | 0 | 1 | 0 |
| 18E Possession: Opium or Cocaine | 2 | 2 | 0 | 0 | 0 | 1 | 1 |
| 18F Possession: Marijuana | 35 | 34 | 1 | 0 | 0 | 33 | 2 |
| 20 Offenses Against Family and Children | 9 | 9 | 0 | 0 | 0 | 9 | 0 |
| 21 Driving Under the Influence | 54 | 54 | 0 | 0 | 0 | 46 | 8 |
| 22 Liquor Laws | 13 | 13 | 0 | 0 | 0 | 10 | 3 |
| 24 Disorderly Conduct | 45 | 44 | 1 | 0 | 0 | 43 | 2 |
| 26 All Other Offenses (Except Traffic) | 78 | 76 | 2 | 0 | 0 | 65 | 13 |
| Total for COVENTRY | 681 | 672 | 9 | 0 | 0 | 540 | 141 |

Arrest Data - 18 Years of Age and Over

| | Total | White | Black | Am. Indian or Alaskan Native | Asian or Pacific Islander | Male | Female |
|---|-------|-------|-------|---------------------------------------|---------------------------------|------|--------|
| CRANSTON | | | | | | | |
| 02 Forcible Rape | 12 | 12 | 0 | 0 | 0 | 11 | 1 |
| 03 Robbery | 8 | 8 | 0 | 0 | 0 | 8 | 0 |
| 04 Aggravated Assault | 33 | 28 | 4 | 0 | 1 | 27 | 6 |
| 05 Burglary-Breaking or Entering | 36 | 31 | 4 | 0 | 1 | 33 | 3 |
| 06 Larceny-Theft (Except Motor Vehicle Theft) | 186 | 163 | 22 | 0 | 1 | 116 | 70 |
| 07 Motor Vehicle Theft | 6 | 4 | 1 | 0 | 1 | 5 | 1 |
| 08 Other Assaults (Return A-5e) | 261 | 239 | 22 | 0 | 0 | 208 | 53 |
| 10 Forgery and Counterfeiting | 13 | 10 | 3 | 0 | 0 | 11 | 2 |
| 11 Fraud | 37 | 26 | 11 | 0 | 0 | 14 | 23 |
| 12 Embezzlement | 7 | 7 | 0 | 0 | 0 | 3 | 4 |
| 13 Stolen Property: Buying, Receiving, Possessing | 60 | 53 | 6 | 0 | 1 | 51 | 9 |
| 14 Vandalism | 30 | 28 | 2 | 0 | 0 | 24 | 6 |
| 15 Weapons: Carrying, Possessing, etc. | 14 | 14 | 0 | 0 | 0 | 13 | 1 |
| 16 Prostitution and Commercialized Vice | 2 | 0 | 0 | 0 | 2 | 0 | 2 |
| 17 Sex Offenses (Except Forcible Rape/Prostitution) | 3 | 3 | 0 | 0 | 0 | 3 | 0 |
| 18A Sale/Manufacturing: Opium or Cocaine | 103 | 92 | 8 | 0 | 3 | 86 | 17 |
| 19A Gambling: Bookmaking | 1 | 1 | 0 | 0 | 0 | 1 | 0 |
| 20 Offenses Against Family and Children | 7 | 5 | 1 | 0 | 1 | 4 | 3 |
| 21 Driving Under the Influence | 46 | 43 | 2 | 0 | 1 | 38 | 8 |
| 22 Liquor Laws | 4 | 4 | 0 | 0 | 0 | 4 | 0 |
| 24 Disorderly Conduct | 150 | 135 | 7 | 0 | 8 | 126 | 24 |
| 26 All Other Offenses (Except Traffic) | 133 | 119 | 13 | 0 | 1 | 106 | 27 |
| 27 Suspicion | 73 | 62 | 8 | 0 | 3 | 54 | 19 |
| Total for CRANSTON | 1,225 | 1,087 | 114 | 0 | 24 | 946 | 279 |
| CUMBERLAND | | | | | | | |
| 02 Forcible Rape | 1 | 1 | 0 | 0 | 0 | 1 | 0 |
| 03 Robbery | 3 | 3 | 0 | 0 | 0 | 3 | 0 |
| 04 Aggravated Assault | 117 | 113 | 4 | 0 | 0 | 100 | 17 |
| 05 Burglary-Breaking or Entering | 7 | 7 | 0 | 0 | 0 | 5 | 2 |
| 06 Larceny-Theft (Except Motor Vehicle Theft) | 53 | 51 | 2 | 0 | 0 | 35 | 18 |
| 08 Other Assaults (Return A-5e) | 34 | 33 | 1 | 0 | 0 | 28 | 6 |
| 10 Forgery and Counterfeiting | 3 | 1 | 2 | 0 | 0 | 2 | 1 |
| 11 Fraud | 32 | 32 | 0 | 0 | 0 | 19 | 13 |
| 12 Embezzlement | 1 | 1 | 0 | 0 | 0 | 1 | 0 |
| 13 Stolen Property: Buying, Receiving, Possessing | 6 | 6 | 0 | 0 | 0 | 6 | 0 |

Crime in Rhode Island 1997

Arrest Data - 18 Years of Age and Over

| | Total | White | Black | Am. Indian or Alaskan Native | Asian or Pacific Islander | Male | Female |
|---|-------|-------|-------|---------------------------------------|---------------------------------|------|--------|
| 14 Vandalism | 6 | 6 | 0 | 0 | 0 | 5 | 1 |
| 15 Weapons: Carrying, Possessing, etc. | 3 | 3 | 0 | 0 | 0 | 3 | 0 |
| 16 Prostitution and Commercialized Vice | 6 | 6 | 0 | 0 | 0 | 6 | 0 |
| 17 Sex Offenses (Except Forcible Rape/Prostitution) | 7 | 7 | 0 | 0 | 0 | 7 | 0 |
| 18B Sale/Manufacturing: Marijuana | 2 | 2 | 0 | 0 | 0 | 1 | 1 |
| 18E Possession: Opium or Cocaine | 1 | 1 | 0 | 0 | 0 | 1 | 0 |
| 18F Possession: Marijuana | 15 | 14 | 1 | 0 | 0 | 15 | 0 |
| 18H Possession: Other Dang Non-Narcotic Drugs | 1 | 1 | 0 | 0 | 0 | 1 | 0 |
| 19C Gambling: Other | 1 | 1 | 0 | 0 | 0 | 1 | 0 |
| 20 Offenses Against Family and Children | 1 | 1 | 0 | 0 | 0 | 1 | 0 |
| 21 Driving Under the Influence | 20 | 19 | 1 | 0 | 0 | 17 | 3 |
| 22 Liquor Laws | 5 | 5 | 0 | 0 | 0 | 5 | 0 |
| 24 Disorderly Conduct | 13 | 13 | 0 | 0 | 0 | 12 | 1 |
| 26 All Other Offenses (Except Traffic) | 149 | 137 | 12 | 0 | 0 | 126 | 23 |
| Total for CUMBERLAND | 487 | 464 | 23 | 0 | 0 | 401 | 86 |
| DRUG CONTROL | | | | | | | |
| 26 All Other Offenses (Except Traffic) | 56 | 50 | 0 | 0 | 6 | 56 | 0 |
| Total for DRUG CONTROL | 56 | 50 | 0 | 0 | 6 | 56 | 0 |
| EAST GREENWICH | | | | | | | |
| 04 Aggravated Assault | 3 | 3 | 0 | 0 | 0 | 3 | 0 |
| 05 Burglary-Breaking or Entering | 3 | 3 | 0 | 0 | 0 | 3 | 0 |
| 06 Larceny-Theft (Except Motor Vehicle Theft) | 9 | 9 | 0 | 0 | 0 | 7 | 2 |
| 07 Motor Vehicle Theft | 2 | 2 | 0 | 0 | 0 | 2 | 0 |
| 08 Other Assaults (Return A-5e) | 37 | 35 | 2 | 0 | 0 | 23 | 14 |
| 09 Arson | 1 | 1 | 0 | 0 | 0 | 1 | 0 |
| 11 Fraud | 4 | 4 | 0 | 0 | 0 | 3 | 1 |
| 12 Embezzlement | 1 | 1 | 0 | 0 | 0 | 1 | 0 |
| 13 Stolen Property: Buying, Receiving, Possessing | 2 | 2 | 0 | 0 | 0 | 2 | 0 |
| 14 Vandalism | 10 | 10 | 0 | 0 | 0 | 8 | 2 |
| 15 Weapons: Carrying, Possessing, etc. | 2 | 2 | 0 | 0 | 0 | 2 | 0 |

Arrest Data - 18 Years of Age and Over

| | Total | White | Black | Am. Indian or Alaskan Native | Asian or Pacific Islander | Male | Female |
|---|-------|-------|-------|---------------------------------------|---------------------------------|------|--------|
| 18B Sale/Manufacturing: Marijuana | 3 | 2 | 1 | 0 | 0 | 2 | 1 |
| 18E Possession: Opium or Cocaine | 2 | 1 | 1 | 0 | 0 | 2 | 0 |
| 18F Possession: Marijuana | 14 | 12 | 2 | 0 | 0 | 12 | 2 |
| 18G Possession: Synthetic Narcotics | 1 | 1 | 0 | 0 | 0 | 1 | 0 |
| 20 Offenses Against Family and Children | 3 | 3 | 0 | 0 | 0 | 2 | 1 |
| 21 Driving Under the Influence | 11 | 10 | 0 | 0 | 1 | 10 | 1 |
| 22 Liquor Laws | 3 | 3 | 0 | 0 | 0 | 3 | 0 |
| 24 Disorderly Conduct | 35 | 34 | 1 | 0 | 0 | 32 | 3 |
| 25 Vagrancy | 2 | 2 | 0 | 0 | 0 | 2 | 0 |
| 26 All Other Offenses (Except Traffic) | 330 | 310 | 18 | 1 | 1 | 283 | 47 |
| Total for EAST GREENWICH | 478 | 450 | 25 | 1 | 2 | 404 | 74 |
| EAST PROVIDENCE | | | | | | | |
| 02 Forcible Rape | 1 | 1 | 0 | 0 | 0 | 1 | 0 |
| 03 Robbery | 5 | 4 | 1 | 0 | 0 | 5 | 0 |
| 04 Aggravated Assault | 1 | 0 | 1 | 0 | 0 | 1 | 0 |
| 05 Burglary-Breaking or Entering | 16 | 12 | 4 | 0 | 0 | 14 | 2 |
| 06 Larceny-Theft (Except Motor Vehicle Theft) | 64 | 48 | 16 | 0 | 0 | 52 | 12 |
| 07 Motor Vehicle Theft | 32 | 20 | 12 | 0 | 0 | 31 | 1 |
| 08 Other Assaults (Return A-5e) | 128 | 91 | 37 | 0 | 0 | 93 | 35 |
| 10 Forgery and Counterfeiting | 16 | 15 | 1 | 0 | 0 | 9 | 7 |
| 11 Fraud | 25 | 19 | 6 | 0 | 0 | 13 | 12 |
| 12 Embezzlement | 14 | 14 | 0 | 0 | 0 | 8 | 6 |
| 13 Stolen Property: Buying, Receiving, Possessing | 34 | 30 | 4 | 0 | 0 | 32 | 2 |
| 14 Vandalism | 89 | 67 | 22 | 0 | 0 | 69 | 20 |
| 15 Weapons: Carrying, Possessing, etc. | 13 | 10 | 3 | 0 | 0 | 11 | 2 |
| 16 Prostitution and Commercialized Vice | 3 | 3 | 0 | 0 | 0 | 3 | 0 |
| 17 Sex Offenses (Except Forcible Rape/Prostitution) | 9 | 9 | 0 | 0 | 0 | 9 | 0 |
| 18A Sale/Manufacturing: Opium or Cocaine | 23 | 10 | 13 | 0 | 0 | 23 | 0 |
| 18B Sale/Manufacturing: Marijuana | 47 | 40 | 7 | 0 | 0 | 38 | 9 |
| 18C Sale/Manufacturing: Synthetic Narcotics | 4 | 2 | 2 | 0 | 0 | 4 | 0 |
| 18E Possession: Opium or Cocaine | 19 | 11 | 8 | 0 | 0 | 12 | 7 |
| 18F Possession: Marijuana | 75 | 51 | 24 | 0 | 0 | 57 | 18 |
| 18G Possession: Synthetic Narcotics | 8 | 8 | 0 | 0 | 0 | 6 | 2 |
| 18H Possession: Other Dang Non-Narcotic Drugs | 9 | 6 | 3 | 0 | 0 | 8 | 1 |
| 20 Offenses Against Family and Children | 17 | 12 | 5 | 0 | 0 | 15 | 2 |
| 21 Driving Under the Influence | 101 | 88 | 13 | 0 | 0 | 76 | 25 |

Crime in Rhode Island 1997

Arrest Data - 18 Years of Age and Over

| | Total | White | Black | Am. Indian or Alaskan Native | Asian or Pacific Islander | Male | Female |
|---|------------|------------|------------|---------------------------------------|---------------------------------|------------|------------|
| 22 Liquor Laws | 19 | 16 | 3 | 0 | 0 | 17 | 2 |
| 23 Drunkenness | 42 | 35 | 7 | 0 | 0 | 29 | 13 |
| 24 Disorderly Conduct | 135 | 100 | 35 | 0 | 0 | 90 | 45 |
| 25 Vagrancy | 2 | 2 | 0 | 0 | 0 | 2 | 0 |
| 26 All Other Offenses (Except Traffic) | 12 | 8 | 4 | 0 | 0 | 9 | 3 |
| Total for EAST PROVIDENCE | 963 | 732 | 231 | 0 | 0 | 737 | 226 |
| FOSTER | | | | | | | |
| 04 Aggravated Assault | 1 | 1 | 0 | 0 | 0 | 1 | 0 |
| 05 Burglary-Breaking or Entering | 2 | 2 | 0 | 0 | 0 | 2 | 0 |
| 06 Larceny-Theft (Except Motor Vehicle Theft) | 2 | 2 | 0 | 0 | 0 | 2 | 0 |
| 07 Motor Vehicle Theft | 1 | 1 | 0 | 0 | 0 | 1 | 0 |
| 08 Other Assaults (Return A-5e) | 8 | 8 | 0 | 0 | 0 | 6 | 2 |
| 14 Vandalism | 1 | 1 | 0 | 0 | 0 | 1 | 0 |
| 15 Weapons: Carrying, Possessing, etc. | 4 | 4 | 0 | 0 | 0 | 4 | 0 |
| 18E Possession: Opium or Cocaine | 1 | 1 | 0 | 0 | 0 | 0 | 1 |
| 18F Possession: Marijuana | 11 | 11 | 0 | 0 | 0 | 7 | 4 |
| 21 Driving Under the Influence | 11 | 11 | 0 | 0 | 0 | 9 | 2 |
| 25 Vagrancy | 1 | 1 | 0 | 0 | 0 | 1 | 0 |
| 26 All Other Offenses (Except Traffic) | 68 | 61 | 7 | 0 | 0 | 61 | 7 |
| Total for FOSTER | 111 | 104 | 7 | 0 | 0 | 95 | 16 |
| GLOCESTER | | | | | | | |
| 03 Robbery | 2 | 2 | 0 | 0 | 0 | 2 | 0 |
| 04 Aggravated Assault | 5 | 5 | 0 | 0 | 0 | 4 | 1 |
| 05 Burglary-Breaking or Entering | 2 | 2 | 0 | 0 | 0 | 2 | 0 |
| 06 Larceny-Theft (Except Motor Vehicle Theft) | 16 | 15 | 0 | 1 | 0 | 14 | 2 |
| 08 Other Assaults (Return A-5e) | 21 | 21 | 0 | 0 | 0 | 16 | 5 |
| 11 Fraud | 1 | 1 | 0 | 0 | 0 | 1 | 0 |
| 13 Stolen Property: Buying, Receiving, Possessing | 1 | 0 | 0 | 0 | 1 | 1 | 0 |
| 14 Vandalism | 6 | 6 | 0 | 0 | 0 | 5 | 1 |
| 17 Sex Offenses (Except Forcible Rape/Prostitution) | 1 | 1 | 0 | 0 | 0 | 0 | 1 |
| 18F Possession: Marijuana | 6 | 4 | 2 | 0 | 0 | 4 | 2 |
| 21 Driving Under the Influence | 35 | 33 | 2 | 0 | 0 | 32 | 3 |
| 22 Liquor Laws | 2 | 2 | 0 | 0 | 0 | 2 | 0 |
| 24 Disorderly Conduct | 9 | 9 | 0 | 0 | 0 | 6 | 3 |
| 26 All Other Offenses (Except Traffic) | 130 | 128 | 1 | 1 | 0 | 107 | 23 |
| Total for GLOCESTER | 237 | 229 | 5 | 2 | 1 | 196 | 41 |

Arrest Data - 18 Years of Age and Over

| | Total | White | Black | Am. Indian or Alaskan Native | Asian or Pacific Islander | Male | Female |
|---|------------|------------|----------|---------------------------------------|---------------------------------|------------|-----------|
| HOPKINTON | | | | | | | |
| 01A Murder and Nonnegligent Manslaughter | 1 | 1 | 0 | 0 | 0 | 1 | 0 |
| 02 Forcible Rape | 1 | 1 | 0 | 0 | 0 | 1 | 0 |
| 04 Aggravated Assault | 1 | 1 | 0 | 0 | 0 | 1 | 0 |
| 05 Burglary-Breaking or Entering | 9 | 9 | 0 | 0 | 0 | 8 | 1 |
| 06 Larceny-Theft (Except Motor Vehicle Theft) | 3 | 3 | 0 | 0 | 0 | 0 | 3 |
| 08 Other Assaults (Return A-5e) | 25 | 25 | 0 | 0 | 0 | 22 | 3 |
| 11 Fraud | 4 | 4 | 0 | 0 | 0 | 2 | 2 |
| 14 Vandalism | 5 | 5 | 0 | 0 | 0 | 4 | 1 |
| 15 Weapons: Carrying, Possessing, etc. | 2 | 2 | 0 | 0 | 0 | 1 | 1 |
| 18E Possession: Opium or Cocaine | 2 | 0 | 0 | 0 | 2 | 2 | 0 |
| 18F Possession: Marijuana | 5 | 5 | 0 | 0 | 0 | 5 | 0 |
| 21 Driving Under the Influence | 30 | 29 | 0 | 0 | 1 | 22 | 8 |
| 22 Liquor Laws | 1 | 1 | 0 | 0 | 0 | 1 | 0 |
| 24 Disorderly Conduct | 16 | 16 | 0 | 0 | 0 | 13 | 3 |
| 26 All Other Offenses (Except Traffic) | 63 | 60 | 2 | 1 | 0 | 55 | 8 |
| Total for HOPKINTON | 168 | 162 | 2 | 1 | 3 | 138 | 30 |
| JAMESTOWN | | | | | | | |
| 04 Aggravated Assault | 1 | 1 | 0 | 0 | 0 | 1 | 0 |
| 05 Burglary-Breaking or Entering | 2 | 2 | 0 | 0 | 0 | 0 | 2 |
| 06 Larceny-Theft (Except Motor Vehicle Theft) | 1 | 1 | 0 | 0 | 0 | 1 | 0 |
| 08 Other Assaults (Return A-5e) | 23 | 22 | 1 | 0 | 0 | 22 | 1 |
| 14 Vandalism | 5 | 5 | 0 | 0 | 0 | 4 | 1 |
| 15 Weapons: Carrying, Possessing, etc. | 1 | 1 | 0 | 0 | 0 | 1 | 0 |
| 18B Sale/Manufacturing: Marijuana | 1 | 1 | 0 | 0 | 0 | 0 | 1 |
| 18F Possession: Marijuana | 7 | 7 | 0 | 0 | 0 | 7 | 0 |
| 21 Driving Under the Influence | 34 | 33 | 1 | 0 | 0 | 30 | 4 |
| 22 Liquor Laws | 5 | 5 | 0 | 0 | 0 | 4 | 1 |
| 24 Disorderly Conduct | 7 | 7 | 0 | 0 | 0 | 7 | 0 |
| 26 All Other Offenses (Except Traffic) | 39 | 36 | 3 | 0 | 0 | 33 | 6 |
| Total for JAMESTOWN | 126 | 121 | 5 | 0 | 0 | 110 | 16 |
| JOHNSTON | | | | | | | |
| 02 Forcible Rape | 1 | 1 | 0 | 0 | 0 | 1 | 0 |
| 03 Robbery | 1 | 1 | 0 | 0 | 0 | 1 | 0 |
| 04 Aggravated Assault | 21 | 20 | 1 | 0 | 0 | 18 | 3 |
| 05 Burglary-Breaking or Entering | 13 | 13 | 0 | 0 | 0 | 11 | 2 |

Crime in Rhode Island 1997

Arrest Data - 18 Years of Age and Over

| | Total | White | Black | Am. Indian or Alaskan Native | Asian or Pacific Islander | Male | Female |
|---|-------|-------|-------|---------------------------------------|---------------------------------|------|--------|
| 06 Larceny-Theft (Except Motor Vehicle Theft) | 35 | 32 | 3 | 0 | 0 | 23 | 12 |
| 07 Motor Vehicle Theft | 2 | 2 | 0 | 0 | 0 | 2 | 0 |
| 08 Other Assaults (Return A-5e) | 111 | 106 | 4 | 0 | 1 | 88 | 23 |
| 09 Arson | 2 | 2 | 0 | 0 | 0 | 2 | 0 |
| 10 Forgery and Counterfeiting | 5 | 4 | 1 | 0 | 0 | 3 | 2 |
| 11 Fraud | 24 | 22 | 2 | 0 | 0 | 12 | 12 |
| 13 Stolen Property: Buying, Receiving, Possessing | 18 | 14 | 3 | 0 | 1 | 15 | 3 |
| 14 Vandalism | 27 | 27 | 0 | 0 | 0 | 23 | 4 |
| 15 Weapons: Carrying, Possessing, etc. | 4 | 1 | 2 | 0 | 1 | 4 | 0 |
| 17 Sex Offenses (Except Forcible Rape/Prostitution) | 2 | 2 | 0 | 0 | 0 | 2 | 0 |
| 18A Sale/Manufacturing: Opium or Cocaine | 9 | 9 | 0 | 0 | 0 | 7 | 2 |
| 18B Sale/Manufacturing: Marijuana | 2 | 2 | 0 | 0 | 0 | 2 | 0 |
| 18C Sale/Manufacturing: Synthetic Narcotics | 2 | 2 | 0 | 0 | 0 | 1 | 1 |
| 18D Sale/Manufacturing: Other Dang Non-Narcotic | 1 | 1 | 0 | 0 | 0 | 1 | 0 |
| 18E Possession: Opium or Cocaine | 17 | 16 | 1 | 0 | 0 | 9 | 8 |
| 18F Possession: Marijuana | 39 | 36 | 3 | 0 | 0 | 32 | 7 |
| 18G Possession: Synthetic Narcotics | 9 | 9 | 0 | 0 | 0 | 5 | 4 |
| 18H Possession: Other Dang Non-Narcotic Drugs | 2 | 1 | 0 | 0 | 1 | 2 | 0 |
| 21 Driving Under the Influence | 47 | 47 | 0 | 0 | 0 | 42 | 5 |
| 22 Liquor Laws | 7 | 7 | 0 | 0 | 0 | 4 | 3 |
| 24 Disorderly Conduct | 34 | 34 | 0 | 0 | 0 | 28 | 6 |
| 26 All Other Offenses (Except Traffic) | 53 | 50 | 3 | 0 | 0 | 41 | 12 |
| 27 Suspicion | 101 | 88 | 13 | 0 | 0 | 82 | 19 |
| Total for JOHNSTON | 589 | 549 | 36 | 0 | 4 | 461 | 128 |
| LINCOLN | | | | | | | |
| 03 Robbery | 1 | 1 | 0 | 0 | 0 | 1 | 0 |
| 04 Aggravated Assault | 3 | 3 | 0 | 0 | 0 | 2 | 1 |
| 05 Burglary-Breaking or Entering | 8 | 8 | 0 | 0 | 0 | 7 | 1 |
| 06 Larceny-Theft (Except Motor Vehicle Theft) | 29 | 24 | 3 | 0 | 2 | 19 | 10 |
| 08 Other Assaults (Return A-5e) | 65 | 57 | 8 | 0 | 0 | 56 | 9 |
| 09 Arson | 1 | 1 | 0 | 0 | 0 | 1 | 0 |
| 10 Forgery and Counterfeiting | 1 | 1 | 0 | 0 | 0 | 1 | 0 |
| 11 Fraud | 14 | 14 | 0 | 0 | 0 | 10 | 4 |
| 13 Stolen Property: Buying, Receiving, Possessing | 7 | 7 | 0 | 0 | 0 | 5 | 2 |
| 14 Vandalism | 8 | 8 | 0 | 0 | 0 | 8 | 0 |
| 15 Weapons: Carrying, Possessing, etc. | 1 | 0 | 1 | 0 | 0 | 1 | 0 |

Arrest Data - 18 Years of Age and Over

| | Total | White | Black | Am. Indian or Alaskan Native | Asian or Pacific Islander | Male | Female |
|---|------------|------------|-----------|---------------------------------------|---------------------------------|------------|-----------|
| 17 Sex Offenses (Except Forcible Rape/Prostitution) | 2 | 2 | 0 | 0 | 0 | 2 | 0 |
| 18A Sale/Manufacturing: Opium or Cocaine | 3 | 3 | 0 | 0 | 0 | 3 | 0 |
| 18B Sale/Manufacturing: Marijuana | 1 | 0 | 1 | 0 | 0 | 0 | 1 |
| 18E Possession: Opium or Cocaine | 5 | 5 | 0 | 0 | 0 | 4 | 1 |
| 18F Possession: Marijuana | 15 | 14 | 1 | 0 | 0 | 13 | 2 |
| 18G Possession: Synthetic Narcotics | 1 | 1 | 0 | 0 | 0 | 1 | 0 |
| 20 Offenses Against Family and Children | 1 | 1 | 0 | 0 | 0 | 1 | 0 |
| 21 Driving Under the Influence | 35 | 34 | 1 | 0 | 0 | 30 | 5 |
| 22 Liquor Laws | 19 | 18 | 1 | 0 | 0 | 15 | 4 |
| 24 Disorderly Conduct | 23 | 22 | 1 | 0 | 0 | 20 | 3 |
| 26 All Other Offenses (Except Traffic) | 270 | 231 | 36 | 0 | 3 | 232 | 38 |
| 27 Suspicion | 11 | 10 | 1 | 0 | 0 | 10 | 1 |
| Total for LINCOLN | 524 | 465 | 54 | 0 | 5 | 442 | 82 |
| LITTLE COMPTON | | | | | | | |
| 04 Aggravated Assault | 2 | 2 | 0 | 0 | 0 | 1 | 1 |
| 05 Burglary-Breaking or Entering | 1 | 1 | 0 | 0 | 0 | 1 | 0 |
| 06 Larceny-Theft (Except Motor Vehicle Theft) | 1 | 1 | 0 | 0 | 0 | 0 | 1 |
| 08 Other Assaults (Return A-5e) | 6 | 6 | 0 | 0 | 0 | 6 | 0 |
| 13 Stolen Property: Buying, Receiving, Possessing | 1 | 1 | 0 | 0 | 0 | 0 | 1 |
| 14 Vandalism | 1 | 1 | 0 | 0 | 0 | 1 | 0 |
| 18B Sale/Manufacturing: Marijuana | 2 | 2 | 0 | 0 | 0 | 2 | 0 |
| 18F Possession: Marijuana | 11 | 11 | 0 | 0 | 0 | 11 | 0 |
| 21 Driving Under the Influence | 15 | 15 | 0 | 0 | 0 | 12 | 3 |
| 22 Liquor Laws | 1 | 1 | 0 | 0 | 0 | 1 | 0 |
| 23 Drunkenness | 1 | 1 | 0 | 0 | 0 | 1 | 0 |
| 24 Disorderly Conduct | 2 | 2 | 0 | 0 | 0 | 2 | 0 |
| 26 All Other Offenses (Except Traffic) | 13 | 13 | 0 | 0 | 0 | 9 | 4 |
| 27 Suspicion | 1 | 1 | 0 | 0 | 0 | 1 | 0 |
| Total for LITTLE COMPTON | 58 | 58 | 0 | 0 | 0 | 48 | 10 |
| MIDDLETOWN | | | | | | | |
| 03 Robbery | 2 | 2 | 0 | 0 | 0 | 2 | 0 |
| 04 Aggravated Assault | 11 | 9 | 2 | 0 | 0 | 6 | 5 |
| 05 Burglary-Breaking or Entering | 4 | 3 | 0 | 1 | 0 | 4 | 0 |
| 06 Larceny-Theft (Except Motor Vehicle Theft) | 45 | 37 | 8 | 0 | 0 | 31 | 14 |
| 07 Motor Vehicle Theft | 2 | 2 | 0 | 0 | 0 | 2 | 0 |
| 08 Other Assaults (Return A-5e) | 65 | 54 | 11 | 0 | 0 | 47 | 18 |

Crime in Rhode Island 1997

Arrest Data - 18 Years of Age and Over

| | Total | White | Black | Am. Indian or Alaskan Native | Asian or Pacific Islander | Male | Female |
|---|------------|------------|------------|---------------------------------------|---------------------------------|------------|------------|
| 10 Forgery and Counterfeiting | 4 | 4 | 0 | 0 | 0 | 1 | 3 |
| 11 Fraud | 6 | 5 | 1 | 0 | 0 | 4 | 2 |
| 12 Embezzlement | 3 | 3 | 0 | 0 | 0 | 3 | 0 |
| 13 Stolen Property: Buying, Receiving, Possessing | 1 | 0 | 1 | 0 | 0 | 1 | 0 |
| 14 Vandalism | 22 | 19 | 3 | 0 | 0 | 17 | 5 |
| 15 Weapons: Carrying, Possessing, etc. | 9 | 8 | 1 | 0 | 0 | 9 | 0 |
| 17 Sex Offenses (Except Forcible Rape/Prostitution) | 3 | 2 | 1 | 0 | 0 | 3 | 0 |
| 18A Sale/Manufacturing: Opium or Cocaine | 1 | 1 | 0 | 0 | 0 | 1 | 0 |
| 18B Sale/Manufacturing: Marijuana | 6 | 2 | 4 | 0 | 0 | 5 | 1 |
| 18E Possession: Opium or Cocaine | 1 | 0 | 1 | 0 | 0 | 1 | 0 |
| 18F Possession: Marijuana | 35 | 28 | 7 | 0 | 0 | 29 | 6 |
| 18H Possession: Other Dang Non-Narcotic Drugs | 1 | 1 | 0 | 0 | 0 | 1 | 0 |
| 21 Driving Under the Influence | 75 | 66 | 9 | 0 | 0 | 53 | 22 |
| 22 Liquor Laws | 5 | 5 | 0 | 0 | 0 | 5 | 0 |
| 24 Disorderly Conduct | 25 | 24 | 1 | 0 | 0 | 22 | 3 |
| 25 Vagrancy | 5 | 4 | 1 | 0 | 0 | 3 | 2 |
| 26 All Other Offenses (Except Traffic) | 290 | 237 | 50 | 3 | 0 | 219 | 71 |
| Total for MIDDLETOWN | 621 | 516 | 101 | 4 | 0 | 469 | 152 |
| NARRAGANSETT | | | | | | | |
| 04 Aggravated Assault | 8 | 7 | 1 | 0 | 0 | 5 | 3 |
| 05 Burglary-Breaking or Entering | 2 | 2 | 0 | 0 | 0 | 2 | 0 |
| 06 Larceny-Theft (Except Motor Vehicle Theft) | 25 | 21 | 4 | 0 | 0 | 17 | 8 |
| 07 Motor Vehicle Theft | 3 | 2 | 1 | 0 | 0 | 3 | 0 |
| 08 Other Assaults (Return A-5e) | 40 | 37 | 3 | 0 | 0 | 32 | 8 |
| 09 Arson | 1 | 1 | 0 | 0 | 0 | 1 | 0 |
| 11 Fraud | 24 | 24 | 0 | 0 | 0 | 14 | 10 |
| 13 Stolen Property: Buying, Receiving, Possessing | 2 | 2 | 0 | 0 | 0 | 2 | 0 |
| 14 Vandalism | 16 | 15 | 1 | 0 | 0 | 15 | 1 |
| 15 Weapons: Carrying, Possessing, etc. | 1 | 0 | 0 | 0 | 1 | 1 | 0 |
| 18E Possession: Opium or Cocaine | 4 | 4 | 0 | 0 | 0 | 4 | 0 |
| 18F Possession: Marijuana | 23 | 22 | 1 | 0 | 0 | 21 | 2 |
| 18H Possession: Other Dang Non-Narcotic Drugs | 1 | 1 | 0 | 0 | 0 | 1 | 0 |
| 21 Driving Under the Influence | 30 | 28 | 0 | 2 | 0 | 26 | 4 |
| 22 Liquor Laws | 8 | 8 | 0 | 0 | 0 | 6 | 2 |
| 24 Disorderly Conduct | 46 | 45 | 1 | 0 | 0 | 36 | 10 |
| 26 All Other Offenses (Except Traffic) | 88 | 71 | 15 | 1 | 1 | 71 | 17 |
| Total for NARRAGANSETT | 322 | 290 | 27 | 3 | 2 | 257 | 65 |

Arrest Data - 18 Years of Age and Over

| | Total | White | Black | Am. Indian or Alaskan Native | Asian or Pacific Islander | Male | Female |
|---|-------|-------|-------|---------------------------------------|---------------------------------|------|--------|
| NEW SHOREHAM | | | | | | | |
| 04 Aggravated Assault | 1 | 1 | 0 | 0 | 0 | 1 | 0 |
| 05 Burglary-Breaking or Entering | 1 | 1 | 0 | 0 | 0 | 1 | 0 |
| 06 Larceny-Theft (Except Motor Vehicle Theft) | 2 | 2 | 0 | 0 | 0 | 1 | 1 |
| 08 Other Assaults (Return A-5e) | 5 | 5 | 0 | 0 | 0 | 4 | 1 |
| 11 Fraud | 1 | 1 | 0 | 0 | 0 | 0 | 1 |
| 12 Embezzlement | 1 | 1 | 0 | 0 | 0 | 0 | 1 |
| 13 Stolen Property: Buying, Receiving, Possessing | 2 | 2 | 0 | 0 | 0 | 2 | 0 |
| 18B Sale/Manufacturing: Marijuana | 1 | 1 | 0 | 0 | 0 | 0 | 1 |
| 18E Possession: Opium or Cocaine | 1 | 1 | 0 | 0 | 0 | 1 | 0 |
| 18F Possession: Marijuana | 12 | 12 | 0 | 0 | 0 | 11 | 1 |
| 21 Driving Under the Influence | 4 | 4 | 0 | 0 | 0 | 4 | 0 |
| 22 Liquor Laws | 27 | 27 | 0 | 0 | 0 | 26 | 1 |
| 24 Disorderly Conduct | 18 | 18 | 0 | 0 | 0 | 18 | 0 |
| 26 All Other Offenses (Except Traffic) | 10 | 9 | 1 | 0 | 0 | 10 | 0 |
| 27 Suspicion | 4 | 4 | 0 | 0 | 0 | 3 | 1 |
| Total for NEW SHOREHAM | 90 | 89 | 1 | 0 | 0 | 82 | 8 |
| NEWPORT | | | | | | | |
| 01A Murder and Nonnegligent Manslaughter | 4 | 1 | 3 | 0 | 0 | 4 | 0 |
| 02 Forcible Rape | 4 | 2 | 2 | 0 | 0 | 4 | 0 |
| 03 Robbery | 1 | 0 | 1 | 0 | 0 | 0 | 1 |
| 04 Aggravated Assault | 73 | 44 | 27 | 0 | 2 | 59 | 14 |
| 05 Burglary-Breaking or Entering | 52 | 42 | 10 | 0 | 0 | 47 | 5 |
| 06 Larceny-Theft (Except Motor Vehicle Theft) | 94 | 70 | 24 | 0 | 0 | 71 | 23 |
| 07 Motor Vehicle Theft | 7 | 5 | 2 | 0 | 0 | 7 | 0 |
| 08 Other Assaults (Return A-5e) | 326 | 236 | 89 | 0 | 1 | 261 | 65 |
| 09 Arson | 3 | 3 | 0 | 0 | 0 | 1 | 2 |
| 10 Forgery and Counterfeiting | 4 | 2 | 2 | 0 | 0 | 1 | 3 |
| 11 Fraud | 113 | 89 | 24 | 0 | 0 | 73 | 40 |
| 12 Embezzlement | 4 | 4 | 0 | 0 | 0 | 3 | 1 |
| 13 Stolen Property: Buying, Receiving, Possessing | 6 | 3 | 2 | 1 | 0 | 4 | 2 |
| 14 Vandalism | 116 | 96 | 20 | 0 | 0 | 88 | 28 |
| 15 Weapons: Carrying, Possessing, etc. | 12 | 11 | 1 | 0 | 0 | 12 | 0 |
| 17 Sex Offenses (Except Forcible Rape/Prostitution) | 49 | 48 | 1 | 0 | 0 | 47 | 2 |
| 18A Sale/Manufacturing: Opium or Cocaine | 65 | 43 | 22 | 0 | 0 | 60 | 5 |

Crime in Rhode Island 1997

Arrest Data - 18 Years of Age and Over

| | Total | White | Black | Am. Indian or Alaskan Native | Asian or Pacific Islander | Male | Female |
|---|--------------|--------------|------------|---------------------------------------|---------------------------------|--------------|------------|
| 18B Sale/Manufacturing: Marijuana | 39 | 36 | 3 | 0 | 0 | 39 | 0 |
| 18C Sale/Manufacturing: Synthetic Narcotics | 2 | 2 | 0 | 0 | 0 | 1 | 1 |
| 18E Possession: Opium or Cocaine | 12 | 9 | 3 | 0 | 0 | 8 | 4 |
| 18F Possession: Marijuana | 84 | 59 | 25 | 0 | 0 | 77 | 7 |
| 20 Offenses Against Family and Children | 2 | 2 | 0 | 0 | 0 | 1 | 1 |
| 21 Driving Under the Influence | 65 | 61 | 3 | 0 | 1 | 56 | 9 |
| 22 Liquor Laws | 160 | 146 | 13 | 0 | 1 | 120 | 40 |
| 24 Disorderly Conduct | 198 | 165 | 33 | 0 | 0 | 157 | 41 |
| 26 All Other Offenses (Except Traffic) | 448 | 296 | 149 | 3 | 0 | 358 | 90 |
| Total for NEWPORT | 1,943 | 1,475 | 459 | 4 | 5 | 1,559 | 384 |
| NORTH KINGSTOWN | | | | | | | |
| 03 Robbery | 1 | 1 | 0 | 0 | 0 | 1 | 0 |
| 04 Aggravated Assault | 23 | 20 | 3 | 0 | 0 | 21 | 2 |
| 05 Burglary-Breaking or Entering | 11 | 10 | 1 | 0 | 0 | 10 | 1 |
| 06 Larceny-Theft (Except Motor Vehicle Theft) | 36 | 35 | 1 | 0 | 0 | 23 | 13 |
| 07 Motor Vehicle Theft | 4 | 1 | 3 | 0 | 0 | 4 | 0 |
| 08 Other Assaults (Return A-5e) | 108 | 98 | 10 | 0 | 0 | 88 | 20 |
| 10 Forgery and Counterfeiting | 1 | 1 | 0 | 0 | 0 | 0 | 1 |
| 11 Fraud | 24 | 23 | 1 | 0 | 0 | 16 | 8 |
| 12 Embezzlement | 1 | 1 | 0 | 0 | 0 | 1 | 0 |
| 13 Stolen Property: Buying, Receiving, Possessing | 7 | 6 | 1 | 0 | 0 | 5 | 2 |
| 14 Vandalism | 11 | 10 | 1 | 0 | 0 | 9 | 2 |
| 15 Weapons: Carrying, Possessing, etc. | 2 | 2 | 0 | 0 | 0 | 2 | 0 |
| 18E Possession: Opium or Cocaine | 8 | 7 | 1 | 0 | 0 | 7 | 1 |
| 18F Possession: Marijuana | 35 | 32 | 3 | 0 | 0 | 31 | 4 |
| 18H Possession: Other Dang Non-Narcotic Drugs | 1 | 1 | 0 | 0 | 0 | 1 | 0 |
| 19A Gambling: Bookmaking | 1 | 1 | 0 | 0 | 0 | 1 | 0 |
| 20 Offenses Against Family and Children | 17 | 14 | 2 | 0 | 1 | 17 | 0 |
| 21 Driving Under the Influence | 24 | 22 | 1 | 0 | 1 | 18 | 6 |
| 22 Liquor Laws | 12 | 12 | 0 | 0 | 0 | 9 | 3 |
| 23 Drunkenness | 1 | 1 | 0 | 0 | 0 | 1 | 0 |
| 24 Disorderly Conduct | 97 | 91 | 4 | 0 | 2 | 82 | 15 |
| 26 All Other Offenses (Except Traffic) | 103 | 90 | 13 | 0 | 0 | 82 | 21 |
| Total for NORTH KINGSTOWN | 528 | 479 | 45 | 0 | 4 | 429 | 99 |
| NORTH PROVIDENCE | | | | | | | |
| 02 Forcible Rape | 2 | 1 | 1 | 0 | 0 | 2 | 0 |
| 03 Robbery | 4 | 2 | 2 | 0 | 0 | 3 | 1 |
| 04 Aggravated Assault | 23 | 20 | 2 | 1 | 0 | 22 | 1 |

Arrest Data - 18 Years of Age and Over

| | Total | White | Black | Am. Indian or Alaskan Native | Asian or Pacific Islander | Male | Female |
|---|------------|------------|------------|---------------------------------------|---------------------------------|------------|------------|
| 05 Burglary-Breaking or Entering | 12 | 9 | 3 | 0 | 0 | 10 | 2 |
| 06 Larceny-Theft (Except Motor Vehicle Theft) | 69 | 54 | 15 | 0 | 0 | 46 | 23 |
| 07 Motor Vehicle Theft | 4 | 3 | 1 | 0 | 0 | 4 | 0 |
| 08 Other Assaults (Return A-5e) | 202 | 174 | 27 | 0 | 1 | 155 | 47 |
| 09 Arson | 1 | 1 | 0 | 0 | 0 | 1 | 0 |
| 10 Forgery and Counterfeiting | 5 | 4 | 1 | 0 | 0 | 4 | 1 |
| 11 Fraud | 21 | 15 | 6 | 0 | 0 | 14 | 7 |
| 12 Embezzlement | 2 | 0 | 2 | 0 | 0 | 2 | 0 |
| 13 Stolen Property: Buying, Receiving, Possessing | 22 | 13 | 9 | 0 | 0 | 19 | 3 |
| 14 Vandalism | 51 | 46 | 5 | 0 | 0 | 37 | 14 |
| 15 Weapons: Carrying, Possessing, etc. | 12 | 9 | 3 | 0 | 0 | 11 | 1 |
| 17 Sex Offenses (Except Forcible Rape/Prostitution) | 1 | 1 | 0 | 0 | 0 | 1 | 0 |
| 18A Sale/Manufacturing: Opium or Cocaine | 1 | 1 | 0 | 0 | 0 | 1 | 0 |
| 18B Sale/Manufacturing: Marijuana | 3 | 3 | 0 | 0 | 0 | 1 | 2 |
| 18E Possession: Opium or Cocaine | 25 | 13 | 12 | 0 | 0 | 21 | 4 |
| 18F Possession: Marijuana | 63 | 52 | 11 | 0 | 0 | 57 | 6 |
| 18G Possession: Synthetic Narcotics | 2 | 1 | 1 | 0 | 0 | 1 | 1 |
| 18H Possession: Other Dang Non-Narcotic Drugs | 7 | 5 | 2 | 0 | 0 | 4 | 3 |
| 20 Offenses Against Family and Children | 5 | 4 | 1 | 0 | 0 | 4 | 1 |
| 21 Driving Under the Influence | 36 | 35 | 1 | 0 | 0 | 29 | 7 |
| 22 Liquor Laws | 3 | 3 | 0 | 0 | 0 | 3 | 0 |
| 24 Disorderly Conduct | 81 | 73 | 8 | 0 | 0 | 59 | 22 |
| 26 All Other Offenses (Except Traffic) | 93 | 73 | 20 | 0 | 0 | 81 | 12 |
| 27 Suspicion | 32 | 24 | 8 | 0 | 0 | 28 | 4 |
| Total for NORTH PROVIDENCE | 782 | 639 | 141 | 1 | 1 | 620 | 162 |
| NORTH SMITHFIELD | | | | | | | |
| 02 Forcible Rape | 1 | 1 | 0 | 0 | 0 | 1 | 0 |
| 04 Aggravated Assault | 3 | 3 | 0 | 0 | 0 | 2 | 1 |
| 05 Burglary-Breaking or Entering | 9 | 8 | 1 | 0 | 0 | 8 | 1 |
| 06 Larceny-Theft (Except Motor Vehicle Theft) | 30 | 28 | 1 | 0 | 1 | 21 | 9 |
| 07 Motor Vehicle Theft | 2 | 2 | 0 | 0 | 0 | 2 | 0 |
| 08 Other Assaults (Return A-5e) | 29 | 29 | 0 | 0 | 0 | 22 | 7 |
| 10 Forgery and Counterfeiting | 1 | 0 | 0 | 0 | 1 | 0 | 1 |
| 11 Fraud | 5 | 5 | 0 | 0 | 0 | 1 | 4 |

Crime in Rhode Island 1997

Arrest Data - 18 Years of Age and Over

| | Total | White | Black | Am. Indian or Alaskan Native | Asian or Pacific Islander | Male | Female |
|---|------------|------------|-----------|---------------------------------------|---------------------------------|------------|-----------|
| 12 Embezzlement | 1 | 1 | 0 | 0 | 0 | 0 | 1 |
| 14 Vandalism | 9 | 9 | 0 | 0 | 0 | 9 | 0 |
| 15 Weapons: Carrying, Possessing, etc. | 5 | 4 | 0 | 1 | 0 | 5 | 0 |
| 16 Prostitution and Commercialized Vice | 1 | 1 | 0 | 0 | 0 | 1 | 0 |
| 18A Sale/Manufacturing: Opium or Cocaine | 1 | 1 | 0 | 0 | 0 | 0 | 1 |
| 18B Sale/Manufacturing: Marijuana | 1 | 1 | 0 | 0 | 0 | 1 | 0 |
| 18F Possession: Marijuana | 37 | 34 | 2 | 1 | 0 | 35 | 2 |
| 18H Possession: Other Dang Non-Narcotic Drugs | 2 | 2 | 0 | 0 | 0 | 2 | 0 |
| 21 Driving Under the Influence | 42 | 42 | 0 | 0 | 0 | 37 | 5 |
| 22 Liquor Laws | 4 | 4 | 0 | 0 | 0 | 4 | 0 |
| 24 Disorderly Conduct | 6 | 6 | 0 | 0 | 0 | 5 | 1 |
| 25 Vagrancy | 19 | 19 | 0 | 0 | 0 | 18 | 1 |
| 26 All Other Offenses (Except Traffic) | 157 | 139 | 14 | 4 | 0 | 126 | 31 |
| Total for NORTH SMITHFIELD | 365 | 339 | 18 | 6 | 2 | 300 | 65 |
| PAWTUCKET | | | | | | | |
| 01A Murder and Nonnegligent Manslaughter | 1 | 1 | 0 | 0 | 0 | 1 | 0 |
| 02 Forcible Rape | 6 | 6 | 0 | 0 | 0 | 6 | 0 |
| 03 Robbery | 15 | 11 | 4 | 0 | 0 | 13 | 2 |
| 04 Aggravated Assault | 456 | 378 | 78 | 0 | 0 | 367 | 89 |
| 05 Burglary-Breaking or Entering | 31 | 23 | 8 | 0 | 0 | 29 | 2 |
| 06 Larceny-Theft (Except Motor Vehicle Theft) | 121 | 89 | 32 | 0 | 0 | 75 | 46 |
| 07 Motor Vehicle Theft | 23 | 19 | 4 | 0 | 0 | 22 | 1 |
| 08 Other Assaults (Return A-5e) | 25 | 21 | 4 | 0 | 0 | 16 | 9 |
| 09 Arson | 1 | 1 | 0 | 0 | 0 | 1 | 0 |
| 10 Forgery and Counterfeiting | 2 | 2 | 0 | 0 | 0 | 2 | 0 |
| 11 Fraud | 19 | 15 | 4 | 0 | 0 | 10 | 9 |
| 12 Embezzlement | 2 | 2 | 0 | 0 | 0 | 0 | 2 |
| 13 Stolen Property: Buying, Receiving, Possessing | 17 | 14 | 3 | 0 | 0 | 14 | 3 |
| 14 Vandalism | 80 | 69 | 11 | 0 | 0 | 59 | 21 |
| 15 Weapons: Carrying, Possessing, etc. | 7 | 5 | 2 | 0 | 0 | 6 | 1 |
| 16 Prostitution and Commercialized Vice | 3 | 2 | 1 | 0 | 0 | 2 | 1 |
| 17 Sex Offenses (Except Forcible Rape/Prostitution) | 12 | 11 | 1 | 0 | 0 | 11 | 1 |
| 18A Sale/Manufacturing: Opium or Cocaine | 32 | 24 | 8 | 0 | 0 | 25 | 7 |
| 18B Sale/Manufacturing: Marijuana | 53 | 43 | 10 | 0 | 0 | 46 | 7 |
| 18C Sale/Manufacturing: Synthetic Narcotics | 1 | 1 | 0 | 0 | 0 | 1 | 0 |
| 18D Sale/Manufacturing: Other Dang Non-Narcotic | 27 | 22 | 5 | 0 | 0 | 21 | 6 |

Arrest Data - 18 Years of Age and Over

| | Total | White | Black | Am. Indian or Alaskan Native | Asian or Pacific Islander | Male | Female |
|---|--------------|--------------|------------|---------------------------------------|---------------------------------|--------------|------------|
| 20 Offenses Against Family and Children | 1 | 1 | 0 | 0 | 0 | 1 | 0 |
| 21 Driving Under the Influence | 5 | 4 | 1 | 0 | 0 | 5 | 0 |
| 22 Liquor Laws | 6 | 5 | 1 | 0 | 0 | 5 | 1 |
| 24 Disorderly Conduct | 108 | 87 | 21 | 0 | 0 | 86 | 22 |
| 26 All Other Offenses (Except Traffic) | 948 | 751 | 197 | 0 | 0 | 798 | 150 |
| 27 Suspicion | 4 | 2 | 2 | 0 | 0 | 3 | 1 |
| Total for PAWTUCKET | 2,006 | 1,609 | 397 | 0 | 0 | 1,625 | 381 |
| PORTSMOUTH | | | | | | | |
| 02 Forcible Rape | 3 | 3 | 0 | 0 | 0 | 3 | 0 |
| 04 Aggravated Assault | 6 | 6 | 0 | 0 | 0 | 5 | 1 |
| 05 Burglary-Breaking or Entering | 1 | 1 | 0 | 0 | 0 | 1 | 0 |
| 06 Larceny-Theft (Except Motor Vehicle Theft) | 10 | 10 | 0 | 0 | 0 | 9 | 1 |
| 07 Motor Vehicle Theft | 1 | 1 | 0 | 0 | 0 | 1 | 0 |
| 08 Other Assaults (Return A-5e) | 42 | 40 | 2 | 0 | 0 | 29 | 13 |
| 10 Forgery and Counterfeiting | 2 | 2 | 0 | 0 | 0 | 2 | 0 |
| 11 Fraud | 2 | 2 | 0 | 0 | 0 | 1 | 1 |
| 13 Stolen Property: Buying, Receiving, Possessing | 4 | 4 | 0 | 0 | 0 | 4 | 0 |
| 14 Vandalism | 7 | 7 | 0 | 0 | 0 | 7 | 0 |
| 15 Weapons: Carrying, Possessing, etc. | 3 | 3 | 0 | 0 | 0 | 3 | 0 |
| 18B Sale/Manufacturing: Marijuana | 1 | 1 | 0 | 0 | 0 | 1 | 0 |
| 18E Possession: Opium or Cocaine | 1 | 1 | 0 | 0 | 0 | 1 | 0 |
| 18F Possession: Marijuana | 22 | 20 | 0 | 2 | 0 | 18 | 4 |
| 20 Offenses Against Family and Children | 1 | 1 | 0 | 0 | 0 | 1 | 0 |
| 21 Driving Under the Influence | 52 | 51 | 1 | 0 | 0 | 39 | 13 |
| 22 Liquor Laws | 7 | 7 | 0 | 0 | 0 | 6 | 1 |
| 24 Disorderly Conduct | 7 | 7 | 0 | 0 | 0 | 7 | 0 |
| 25 Vagrancy | 5 | 5 | 0 | 0 | 0 | 4 | 1 |
| 26 All Other Offenses (Except Traffic) | 222 | 193 | 24 | 4 | 1 | 175 | 47 |
| Total for PORTSMOUTH | 399 | 365 | 27 | 6 | 1 | 317 | 82 |
| PROVIDENCE | | | | | | | |
| 01A Murder and Nonnegligent Manslaughter | 5 | 2 | 3 | 0 | 0 | 5 | 0 |
| 02 Forcible Rape | 32 | 25 | 7 | 0 | 0 | 32 | 0 |
| 03 Robbery | 70 | 28 | 42 | 0 | 0 | 70 | 0 |
| 04 Aggravated Assault | 121 | 60 | 59 | 0 | 2 | 118 | 3 |
| 05 Burglary-Breaking or Entering | 118 | 60 | 57 | 0 | 1 | 118 | 0 |
| 06 Larceny-Theft (Except Motor Vehicle Theft) | 247 | 159 | 82 | 2 | 4 | 242 | 5 |

Crime in Rhode Island 1997

Arrest Data - 18 Years of Age and Over

| | Total | White | Black | Am. Indian or Alaskan Native | Asian or Pacific Islander | Male | Female |
|---|--------------|--------------|--------------|---------------------------------------|---------------------------------|--------------|-----------|
| 07 Motor Vehicle Theft | 128 | 75 | 50 | 0 | 3 | 128 | 0 |
| 08 Other Assaults (Return A-5e) | 943 | 551 | 365 | 3 | 24 | 943 | 0 |
| 09 Arson | 2 | 2 | 0 | 0 | 0 | 2 | 0 |
| 10 Forgery and Counterfeiting | 8 | 3 | 5 | 0 | 0 | 8 | 0 |
| 12 Embezzlement | 2 | 2 | 0 | 0 | 0 | 2 | 0 |
| 13 Stolen Property: Buying, Receiving, Possessing | 25 | 19 | 6 | 0 | 0 | 25 | 0 |
| 14 Vandalism | 189 | 118 | 69 | 0 | 2 | 189 | 0 |
| 15 Weapons: Carrying, Possessing, etc. | 73 | 35 | 36 | 0 | 2 | 73 | 0 |
| 16 Prostitution and Commercialized Vice | 268 | 188 | 78 | 0 | 2 | 260 | 8 |
| 17 Sex Offenses (Except Forcible Rape/Prostitution) | 8 | 4 | 3 | 0 | 1 | 8 | 0 |
| 18A Sale/Manufacturing: Opium or Cocaine | 398 | 156 | 236 | 0 | 6 | 394 | 4 |
| 18B Sale/Manufacturing: Marijuana | 33 | 7 | 22 | 0 | 4 | 32 | 1 |
| 18D Sale/Manufacturing: Other Dang Non-Narcotic | 1 | 0 | 1 | 0 | 0 | 1 | 0 |
| 18E Possession: Opium or Cocaine | 572 | 339 | 227 | 0 | 6 | 563 | 9 |
| 18F Possession: Marijuana | 28 | 17 | 11 | 0 | 0 | 28 | 0 |
| 18G Possession: Synthetic Narcotics | 1 | 1 | 0 | 0 | 0 | 1 | 0 |
| 18H Possession: Other Dang Non-Narcotic Drugs | 2 | 1 | 1 | 0 | 0 | 2 | 0 |
| 19C Gambling: Other | 3 | 3 | 0 | 0 | 0 | 3 | 0 |
| 20 Offenses Against Family and Children | 22 | 16 | 6 | 0 | 0 | 22 | 0 |
| 21 Driving Under the Influence | 1 | 1 | 0 | 0 | 0 | 1 | 0 |
| 22 Liquor Laws | 145 | 131 | 13 | 0 | 1 | 140 | 5 |
| 24 Disorderly Conduct | 358 | 189 | 165 | 0 | 4 | 358 | 0 |
| 26 All Other Offenses (Except Traffic) | 465 | 258 | 199 | 0 | 8 | 465 | 0 |
| Total for PROVIDENCE | 4,268 | 2,450 | 1,743 | 5 | 70 | 4,233 | 35 |
| RICHMOND | | | | | | | |
| 04 Aggravated Assault | 3 | 3 | 0 | 0 | 0 | 1 | 2 |
| 05 Burglary-Breaking or Entering | 2 | 2 | 0 | 0 | 0 | 2 | 0 |
| 06 Larceny-Theft (Except Motor Vehicle Theft) | 3 | 3 | 0 | 0 | 0 | 1 | 2 |
| 08 Other Assaults (Return A-5e) | 8 | 7 | 1 | 0 | 0 | 8 | 0 |
| 09 Arson | 1 | 1 | 0 | 0 | 0 | 1 | 0 |
| 11 Fraud | 2 | 2 | 0 | 0 | 0 | 1 | 1 |
| 13 Stolen Property: Buying, Receiving, Possessing | 1 | 1 | 0 | 0 | 0 | 1 | 0 |
| 14 Vandalism | 5 | 5 | 0 | 0 | 0 | 5 | 0 |
| 18F Possession: Marijuana | 19 | 18 | 0 | 1 | 0 | 17 | 2 |
| 18H Possession: Other Dang Non-Narcotic Drugs | 1 | 1 | 0 | 0 | 0 | 1 | 0 |
| 21 Driving Under the Influence | 2 | 2 | 0 | 0 | 0 | 2 | 0 |

Arrest Data - 18 Years of Age and Over

| | Total | White | Black | Am. Indian or Alaskan Native | Asian or Pacific Islander | Male | Female |
|---|------------|------------|-----------|---------------------------------------|---------------------------------|------------|-----------|
| 22 Liquor Laws | 9 | 8 | 0 | 1 | 0 | 8 | 1 |
| 23 Drunkenness | 1 | 1 | 0 | 0 | 0 | 1 | 0 |
| 24 Disorderly Conduct | 22 | 22 | 0 | 0 | 0 | 18 | 4 |
| 26 All Other Offenses (Except Traffic) | 34 | 32 | 1 | 0 | 1 | 30 | 4 |
| Total for RICHMOND | 113 | 108 | 2 | 2 | 1 | 97 | 16 |
| SCITUATE | | | | | | | |
| 04 Aggravated Assault | 4 | 4 | 0 | 0 | 0 | 4 | 0 |
| 06 Larceny-Theft (Except Motor Vehicle Theft) | 5 | 5 | 0 | 0 | 0 | 5 | 0 |
| 08 Other Assaults (Return A-5e) | 34 | 32 | 0 | 2 | 0 | 31 | 3 |
| 10 Forgery and Counterfeiting | 2 | 2 | 0 | 0 | 0 | 0 | 2 |
| 13 Stolen Property: Buying, Receiving, Possessing | 6 | 5 | 1 | 0 | 0 | 6 | 0 |
| 14 Vandalism | 21 | 21 | 0 | 0 | 0 | 17 | 4 |
| 15 Weapons: Carrying, Possessing, etc. | 2 | 2 | 0 | 0 | 0 | 1 | 1 |
| 18E Possession: Opium or Cocaine | 3 | 3 | 0 | 0 | 0 | 3 | 0 |
| 18F Possession: Marijuana | 12 | 12 | 0 | 0 | 0 | 10 | 2 |
| 21 Driving Under the Influence | 18 | 16 | 2 | 0 | 0 | 14 | 4 |
| 22 Liquor Laws | 1 | 1 | 0 | 0 | 0 | 1 | 0 |
| 23 Drunkenness | 2 | 2 | 0 | 0 | 0 | 2 | 0 |
| 24 Disorderly Conduct | 7 | 7 | 0 | 0 | 0 | 7 | 0 |
| 25 Vagrancy | 1 | 1 | 0 | 0 | 0 | 1 | 0 |
| 26 All Other Offenses (Except Traffic) | 156 | 146 | 10 | 0 | 0 | 137 | 19 |
| Total for SCITUATE | 274 | 259 | 13 | 2 | 0 | 239 | 35 |
| SMITHFIELD | | | | | | | |
| 02 Forcible Rape | 1 | 1 | 0 | 0 | 0 | 1 | 0 |
| 04 Aggravated Assault | 3 | 3 | 0 | 0 | 0 | 3 | 0 |
| 05 Burglary-Breaking or Entering | 7 | 4 | 3 | 0 | 0 | 7 | 0 |
| 06 Larceny-Theft (Except Motor Vehicle Theft) | 17 | 17 | 0 | 0 | 0 | 11 | 6 |
| 07 Motor Vehicle Theft | 1 | 1 | 0 | 0 | 0 | 1 | 0 |
| 08 Other Assaults (Return A-5e) | 45 | 44 | 1 | 0 | 0 | 43 | 2 |
| 11 Fraud | 2 | 2 | 0 | 0 | 0 | 2 | 0 |
| 14 Vandalism | 13 | 13 | 0 | 0 | 0 | 12 | 1 |
| 15 Weapons: Carrying, Possessing, etc. | 2 | 1 | 1 | 0 | 0 | 2 | 0 |
| 18B Sale/Manufacturing: Marijuana | 1 | 1 | 0 | 0 | 0 | 1 | 0 |
| 18E Possession: Opium or Cocaine | 4 | 4 | 0 | 0 | 0 | 3 | 1 |
| 18F Possession: Marijuana | 46 | 43 | 2 | 1 | 0 | 40 | 6 |
| 18H Possession: Other Dang Non-Narcotic Drugs | 2 | 2 | 0 | 0 | 0 | 1 | 1 |

Crime in Rhode Island 1997

Arrest Data - 18 Years of Age and Over

| | Total | White | Black | Am. Indian or Alaskan Native | Asian or Pacific Islander | Male | Female |
|---|------------|------------|-----------|---------------------------------------|---------------------------------|------------|------------|
| 21 Driving Under the Influence | 103 | 102 | 1 | 0 | 0 | 88 | 15 |
| 22 Liquor Laws | 6 | 6 | 0 | 0 | 0 | 5 | 1 |
| 24 Disorderly Conduct | 16 | 16 | 0 | 0 | 0 | 15 | 1 |
| 25 Vagrancy | 3 | 1 | 2 | 0 | 0 | 3 | 0 |
| 26 All Other Offenses (Except Traffic) | 428 | 393 | 29 | 5 | 1 | 360 | 68 |
| Total for SMITHFIELD | 700 | 654 | 39 | 6 | 1 | 598 | 102 |
| SOUTH KINGSTOWN | | | | | | | |
| 02 Forcible Rape | 1 | 1 | 0 | 0 | 0 | 1 | 0 |
| 03 Robbery | 1 | 1 | 0 | 0 | 0 | 1 | 0 |
| 04 Aggravated Assault | 10 | 4 | 5 | 1 | 0 | 9 | 1 |
| 05 Burglary-Breaking or Entering | 3 | 3 | 0 | 0 | 0 | 3 | 0 |
| 06 Larceny-Theft (Except Motor Vehicle Theft) | 9 | 8 | 1 | 0 | 0 | 6 | 3 |
| 07 Motor Vehicle Theft | 1 | 0 | 1 | 0 | 0 | 1 | 0 |
| 08 Other Assaults (Return A-5e) | 76 | 60 | 11 | 2 | 3 | 60 | 16 |
| 11 Fraud | 2 | 2 | 0 | 0 | 0 | 1 | 1 |
| 13 Stolen Property: Buying, Receiving, Possessing | 1 | 0 | 1 | 0 | 0 | 1 | 0 |
| 14 Vandalism | 13 | 9 | 4 | 0 | 0 | 13 | 0 |
| 18A Sale/Manufacturing: Opium or Cocaine | 5 | 0 | 5 | 0 | 0 | 3 | 2 |
| 18E Possession: Opium or Cocaine | 2 | 0 | 2 | 0 | 0 | 2 | 0 |
| 18F Possession: Marijuana | 23 | 20 | 3 | 0 | 0 | 21 | 2 |
| 18G Possession: Synthetic Narcotics | 3 | 3 | 0 | 0 | 0 | 3 | 0 |
| 21 Driving Under the Influence | 36 | 35 | 1 | 0 | 0 | 31 | 5 |
| 22 Liquor Laws | 6 | 6 | 0 | 0 | 0 | 3 | 3 |
| 24 Disorderly Conduct | 28 | 25 | 3 | 0 | 0 | 23 | 5 |
| 26 All Other Offenses (Except Traffic) | 216 | 166 | 48 | 1 | 1 | 166 | 50 |
| Total for SOUTH KINGSTOWN | 436 | 343 | 85 | 4 | 4 | 348 | 88 |
| SP CHEPACHET(State Police) | | | | | | | |
| 01A Murder and Nonnegligent Manslaughter | 1 | 1 | 0 | 0 | 0 | 1 | 0 |
| 02 Forcible Rape | 1 | 1 | 0 | 0 | 0 | 1 | 0 |
| 04 Aggravated Assault | 1 | 1 | 0 | 0 | 0 | 1 | 0 |
| 06 Larceny-Theft (Except Motor Vehicle Theft) | 13 | 11 | 2 | 0 | 0 | 11 | 2 |
| 07 Motor Vehicle Theft | 6 | 5 | 1 | 0 | 0 | 4 | 2 |
| 08 Other Assaults (Return A-5e) | 5 | 5 | 0 | 0 | 0 | 4 | 1 |
| 10 Forgery and Counterfeiting | 17 | 16 | 1 | 0 | 0 | 12 | 5 |
| 11 Fraud | 13 | 13 | 0 | 0 | 0 | 10 | 3 |
| 12 Embezzlement | 1 | 1 | 0 | 0 | 0 | 1 | 0 |

Arrest Data - 18 Years of Age and Over

| | Total | White | Black | Am. Indian or Alaskan Native | Asian or Pacific Islander | Male | Female |
|---|------------|------------|------------|---------------------------------------|---------------------------------|------------|-----------|
| 13 Stolen Property: Buying, Receiving, Possessing | 14 | 8 | 6 | 0 | 0 | 11 | 3 |
| 14 Vandalism | 2 | 2 | 0 | 0 | 0 | 2 | 0 |
| 15 Weapons: Carrying, Possessing, etc. | 3 | 3 | 0 | 0 | 0 | 3 | 0 |
| 17 Sex Offenses (Except Forcible Rape/Prostitution) | 6 | 6 | 0 | 0 | 0 | 6 | 0 |
| 18A Sale/Manufacturing: Opium or Cocaine | 9 | 8 | 1 | 0 | 0 | 8 | 1 |
| 18E Possession: Opium or Cocaine | 23 | 16 | 7 | 0 | 0 | 17 | 6 |
| 18F Possession: Marijuana | 7 | 6 | 1 | 0 | 0 | 7 | 0 |
| 18G Possession: Synthetic Narcotics | 4 | 4 | 0 | 0 | 0 | 3 | 1 |
| 21 Driving Under the Influence | 33 | 31 | 2 | 0 | 0 | 30 | 3 |
| 24 Disorderly Conduct | 2 | 2 | 0 | 0 | 0 | 1 | 1 |
| 26 All Other Offenses (Except Traffic) | 502 | 389 | 113 | 0 | 0 | 431 | 71 |
| Total for SP CHEPACHET | 663 | 529 | 134 | 0 | 0 | 564 | 99 |
| SP HOPE VALLEY(State Police) | | | | | | | |
| 01A Murder and Nonnegligent Manslaughter | 3 | 3 | 0 | 0 | 0 | 3 | 0 |
| 03 Robbery | 6 | 6 | 0 | 0 | 0 | 6 | 0 |
| 04 Aggravated Assault | 7 | 7 | 0 | 0 | 0 | 6 | 1 |
| 05 Burglary-Breaking or Entering | 9 | 9 | 0 | 0 | 0 | 9 | 0 |
| 06 Larceny-Theft (Except Motor Vehicle Theft) | 9 | 9 | 0 | 0 | 0 | 7 | 2 |
| 07 Motor Vehicle Theft | 4 | 1 | 3 | 0 | 0 | 4 | 0 |
| 08 Other Assaults (Return A-5e) | 73 | 71 | 2 | 0 | 0 | 58 | 15 |
| 10 Forgery and Counterfeiting | 3 | 2 | 1 | 0 | 0 | 2 | 1 |
| 11 Fraud | 7 | 7 | 0 | 0 | 0 | 5 | 2 |
| 12 Embezzlement | 2 | 2 | 0 | 0 | 0 | 2 | 0 |
| 13 Stolen Property: Buying, Receiving, Possessing | 3 | 3 | 0 | 0 | 0 | 3 | 0 |
| 14 Vandalism | 5 | 5 | 0 | 0 | 0 | 4 | 1 |
| 15 Weapons: Carrying, Possessing, etc. | 5 | 3 | 2 | 0 | 0 | 5 | 0 |
| 17 Sex Offenses (Except Forcible Rape/Prostitution) | 5 | 5 | 0 | 0 | 0 | 5 | 0 |
| 18A Sale/Manufacturing: Opium or Cocaine | 30 | 23 | 7 | 0 | 0 | 26 | 4 |
| 18B Sale/Manufacturing: Marijuana | 19 | 13 | 6 | 0 | 0 | 19 | 0 |
| 18C Sale/Manufacturing: Synthetic Narcotics | 1 | 1 | 0 | 0 | 0 | 0 | 1 |
| 18E Possession: Opium or Cocaine | 26 | 19 | 7 | 0 | 0 | 23 | 3 |
| 18F Possession: Marijuana | 13 | 13 | 0 | 0 | 0 | 12 | 1 |
| 20 Offenses Against Family and Children | 2 | 2 | 0 | 0 | 0 | 2 | 0 |
| 21 Driving Under the Influence | 51 | 50 | 1 | 0 | 0 | 45 | 6 |
| 24 Disorderly Conduct | 21 | 21 | 0 | 0 | 0 | 19 | 2 |
| 26 All Other Offenses (Except Traffic) | 298 | 251 | 47 | 0 | 0 | 260 | 38 |
| Total for SP HOPE VALLEY | 602 | 526 | 76 | 0 | 0 | 525 | 77 |

Crime in Rhode Island 1997**Arrest Data - 18 Years of Age and Over**

| | Total | White | Black | Am. Indian or Alaskan Native | Asian or Pacific Islander | Male | Female |
|---|-------|-------|-------|---------------------------------------|---------------------------------|-------|--------|
| SP LINCOLN(State Police) | | | | | | | |
| 01A Murder and Nonnegligent Manslaughter | 3 | 2 | 1 | 0 | 0 | 3 | 0 |
| 02 Forcible Rape | 1 | 1 | 0 | 0 | 0 | 1 | 0 |
| 04 Aggravated Assault | 9 | 8 | 1 | 0 | 0 | 9 | 0 |
| 05 Burglary-Breaking or Entering | 5 | 4 | 1 | 0 | 0 | 5 | 0 |
| 06 Larceny-Theft (Except Motor Vehicle Theft) | 14 | 10 | 4 | 0 | 0 | 9 | 5 |
| 07 Motor Vehicle Theft | 18 | 15 | 3 | 0 | 0 | 17 | 1 |
| 08 Other Assaults (Return A-5e) | 36 | 17 | 19 | 0 | 0 | 29 | 7 |
| 09 Arson | 3 | 2 | 1 | 0 | 0 | 3 | 0 |
| 10 Forgery and Counterfeiting | 13 | 10 | 3 | 0 | 0 | 11 | 2 |
| 11 Fraud | 55 | 45 | 9 | 0 | 1 | 36 | 19 |
| 12 Embezzlement | 8 | 8 | 0 | 0 | 0 | 5 | 3 |
| 13 Stolen Property: Buying, Receiving, Possessing | 33 | 18 | 13 | 0 | 2 | 26 | 7 |
| 14 Vandalism | 2 | 2 | 0 | 0 | 0 | 2 | 0 |
| 15 Weapons: Carrying, Possessing, etc. | 10 | 9 | 1 | 0 | 0 | 9 | 1 |
| 17 Sex Offenses (Except Forcible Rape/Prostitution) | 6 | 4 | 2 | 0 | 0 | 6 | 0 |
| 18A Sale/Manufacturing: Opium or Cocaine | 48 | 33 | 15 | 0 | 0 | 43 | 5 |
| 18B Sale/Manufacturing: Marijuana | 15 | 11 | 4 | 0 | 0 | 13 | 2 |
| 18E Possession: Opium or Cocaine | 52 | 35 | 17 | 0 | 0 | 43 | 9 |
| 18F Possession: Marijuana | 37 | 20 | 13 | 0 | 4 | 33 | 4 |
| 18G Possession: Synthetic Narcotics | 1 | 1 | 0 | 0 | 0 | 1 | 0 |
| 19A Gambling: Bookmaking | 18 | 18 | 0 | 0 | 0 | 18 | 0 |
| 21 Driving Under the Influence | 123 | 108 | 13 | 0 | 2 | 113 | 10 |
| 24 Disorderly Conduct | 9 | 5 | 4 | 0 | 0 | 6 | 3 |
| 26 All Other Offenses (Except Traffic) | 906 | 599 | 299 | 0 | 8 | 778 | 128 |
| Total for SP LINCOLN | 1,425 | 985 | 423 | 0 | 17 | 1,219 | 206 |
| SP PORTSMOUTH(State Police) | | | | | | | |
| 01A Murder and Nonnegligent Manslaughter | 1 | 1 | 0 | 0 | 0 | 1 | 0 |
| 05 Burglary-Breaking or Entering | 1 | 1 | 0 | 0 | 0 | 1 | 0 |
| 06 Larceny-Theft (Except Motor Vehicle Theft) | 5 | 5 | 0 | 0 | 0 | 5 | 0 |
| 07 Motor Vehicle Theft | 1 | 0 | 1 | 0 | 0 | 1 | 0 |
| 08 Other Assaults (Return A-5e) | 6 | 3 | 3 | 0 | 0 | 4 | 2 |
| 10 Forgery and Counterfeiting | 3 | 3 | 0 | 0 | 0 | 2 | 1 |
| 11 Fraud | 4 | 2 | 2 | 0 | 0 | 2 | 2 |
| 18A Sale/Manufacturing: Opium or Cocaine | 2 | 2 | 0 | 0 | 0 | 2 | 0 |

Arrest Data - 18 Years of Age and Over

| | Total | White | Black | Am. Indian or Alaskan Native | Asian or Pacific Islander | Male | Female |
|---|------------|------------|-----------|---------------------------------------|---------------------------------|------------|-----------|
| 18B Sale/Manufacturing: Marijuana | 3 | 2 | 1 | 0 | 0 | 3 | 0 |
| 18E Possession: Opium or Cocaine | 3 | 3 | 0 | 0 | 0 | 3 | 0 |
| 18F Possession: Marijuana | 8 | 6 | 2 | 0 | 0 | 8 | 0 |
| 19A Gambling: Bookmaking | 1 | 1 | 0 | 0 | 0 | 1 | 0 |
| 20 Offenses Against Family and Children | 5 | 3 | 2 | 0 | 0 | 3 | 2 |
| 21 Driving Under the Influence | 20 | 20 | 0 | 0 | 0 | 18 | 2 |
| 24 Disorderly Conduct | 2 | 2 | 0 | 0 | 0 | 2 | 0 |
| 26 All Other Offenses (Except Traffic) | 78 | 57 | 21 | 0 | 0 | 67 | 11 |
| 27 Suspicion | 3 | 2 | 1 | 0 | 0 | 2 | 1 |
| Total for SP PORTSMOUTH | 146 | 113 | 33 | 0 | 0 | 125 | 21 |
| SP WICKFORD(State Police) | | | | | | | |
| 02 Forcible Rape | 2 | 2 | 0 | 0 | 0 | 2 | 0 |
| 04 Aggravated Assault | 1 | 1 | 0 | 0 | 0 | 1 | 0 |
| 05 Burglary-Breaking or Entering | 9 | 9 | 0 | 0 | 0 | 9 | 0 |
| 06 Larceny-Theft (Except Motor Vehicle Theft) | 8 | 7 | 1 | 0 | 0 | 7 | 1 |
| 07 Motor Vehicle Theft | 3 | 3 | 0 | 0 | 0 | 2 | 1 |
| 08 Other Assaults (Return A-5e) | 32 | 31 | 1 | 0 | 0 | 27 | 5 |
| 10 Forgery and Counterfeiting | 1 | 1 | 0 | 0 | 0 | 0 | 1 |
| 12 Embezzlement | 6 | 6 | 0 | 0 | 0 | 4 | 2 |
| 13 Stolen Property: Buying, Receiving, Possessing | 7 | 5 | 2 | 0 | 0 | 6 | 1 |
| 15 Weapons: Carrying, Possessing, etc. | 1 | 1 | 0 | 0 | 0 | 1 | 0 |
| 18A Sale/Manufacturing: Opium or Cocaine | 11 | 6 | 5 | 0 | 0 | 6 | 5 |
| 18B Sale/Manufacturing: Marijuana | 4 | 3 | 1 | 0 | 0 | 4 | 0 |
| 18E Possession: Opium or Cocaine | 14 | 12 | 2 | 0 | 0 | 12 | 2 |
| 18F Possession: Marijuana | 12 | 10 | 2 | 0 | 0 | 11 | 1 |
| 18G Possession: Synthetic Narcotics | 1 | 1 | 0 | 0 | 0 | 1 | 0 |
| 21 Driving Under the Influence | 52 | 50 | 2 | 0 | 0 | 46 | 6 |
| 24 Disorderly Conduct | 3 | 3 | 0 | 0 | 0 | 3 | 0 |
| 26 All Other Offenses (Except Traffic) | 287 | 237 | 50 | 0 | 0 | 236 | 51 |
| Total for SP WICKFORD | 454 | 388 | 66 | 0 | 0 | 378 | 76 |
| TIVERTON | | | | | | | |
| 02 Forcible Rape | 2 | 2 | 0 | 0 | 0 | 2 | 0 |
| 04 Aggravated Assault | 6 | 6 | 0 | 0 | 0 | 6 | 0 |
| 05 Burglary-Breaking or Entering | 7 | 7 | 0 | 0 | 0 | 7 | 0 |
| 06 Larceny-Theft (Except Motor Vehicle Theft) | 5 | 5 | 0 | 0 | 0 | 5 | 0 |
| 07 Motor Vehicle Theft | 1 | 1 | 0 | 0 | 0 | 1 | 0 |

Crime in Rhode Island 1997**Arrest Data - 18 Years of Age and Over**

| | Total | White | Black | Am. Indian or Alaskan Native | Asian or Pacific Islander | Male | Female |
|---|-------|-------|-------|---------------------------------------|---------------------------------|------|--------|
| 08 Other Assaults (Return A-5e) | 117 | 115 | 1 | 0 | 1 | 88 | 29 |
| 10 Forgery and Counterfeiting | 2 | 2 | 0 | 0 | 0 | 2 | 0 |
| 14 Vandalism | 21 | 21 | 0 | 0 | 0 | 15 | 6 |
| 15 Weapons: Carrying, Possessing, etc. | 11 | 11 | 0 | 0 | 0 | 10 | 1 |
| 18B Sale/Manufacturing: Marijuana | 2 | 2 | 0 | 0 | 0 | 1 | 1 |
| 18E Possession: Opium or Cocaine | 2 | 2 | 0 | 0 | 0 | 0 | 2 |
| 18F Possession: Marijuana | 19 | 18 | 1 | 0 | 0 | 16 | 3 |
| 18H Possession: Other Dang Non-Narcotic Drugs | 2 | 2 | 0 | 0 | 0 | 2 | 0 |
| 20 Offenses Against Family and Children | 1 | 1 | 0 | 0 | 0 | 0 | 1 |
| 21 Driving Under the Influence | 62 | 61 | 0 | 0 | 1 | 51 | 11 |
| 22 Liquor Laws | 6 | 6 | 0 | 0 | 0 | 6 | 0 |
| 23 Drunkenness | 1 | 1 | 0 | 0 | 0 | 1 | 0 |
| 24 Disorderly Conduct | 27 | 26 | 0 | 1 | 0 | 24 | 3 |
| 25 Vagrancy | 5 | 5 | 0 | 0 | 0 | 4 | 1 |
| 26 All Other Offenses (Except Traffic) | 245 | 240 | 5 | 0 | 0 | 203 | 42 |
| Total for TIVERTON | 544 | 534 | 7 | 1 | 2 | 444 | 100 |
| <hr/> | | | | | | | |
| UNIVERSITY OF RHODE ISLAND(URI) | | | | | | | |
| 04 Aggravated Assault | 2 | 1 | 1 | 0 | 0 | 1 | 1 |
| 05 Burglary-Breaking or Entering | 1 | 1 | 0 | 0 | 0 | 1 | 0 |
| 06 Larceny-Theft (Except Motor Vehicle Theft) | 4 | 4 | 0 | 0 | 0 | 4 | 0 |
| 08 Other Assaults (Return A-5e) | 10 | 10 | 0 | 0 | 0 | 7 | 3 |
| 13 Stolen Property: Buying, Receiving, Possessing | 2 | 2 | 0 | 0 | 0 | 2 | 0 |
| 14 Vandalism | 3 | 3 | 0 | 0 | 0 | 3 | 0 |
| 18E Possession: Opium or Cocaine | 1 | 1 | 0 | 0 | 0 | 1 | 0 |
| 18F Possession: Marijuana | 22 | 22 | 0 | 0 | 0 | 19 | 3 |
| 24 Disorderly Conduct | 7 | 6 | 1 | 0 | 0 | 7 | 0 |
| 26 All Other Offenses (Except Traffic) | 2 | 2 | 0 | 0 | 0 | 2 | 0 |
| Total for UNIVERSITY OF RHODE ISLAND | 54 | 52 | 2 | 0 | 0 | 47 | 7 |
| <hr/> | | | | | | | |
| WARREN | | | | | | | |
| 02 Forcible Rape | 2 | 1 | 1 | 0 | 0 | 2 | 0 |
| 03 Robbery | 2 | 0 | 2 | 0 | 0 | 2 | 0 |
| 04 Aggravated Assault | 6 | 6 | 0 | 0 | 0 | 6 | 0 |
| 05 Burglary-Breaking or Entering | 6 | 6 | 0 | 0 | 0 | 4 | 2 |
| 06 Larceny-Theft (Except Motor Vehicle Theft) | 13 | 11 | 1 | 1 | 0 | 6 | 7 |
| 07 Motor Vehicle Theft | 2 | 0 | 2 | 0 | 0 | 1 | 1 |
| 08 Other Assaults (Return A-5e) | 69 | 67 | 1 | 1 | 0 | 54 | 15 |

Arrest Data - 18 Years of Age and Over

| | Total | White | Black | Am. Indian or Alaskan Native | Asian or Pacific Islander | Male | Female |
|---|------------|------------|-----------|---------------------------------------|---------------------------------|------------|-----------|
| 10 Forgery and Counterfeiting | 1 | 1 | 0 | 0 | 0 | 0 | 1 |
| 13 Stolen Property: Buying, Receiving, Possessing | 11 | 11 | 0 | 0 | 0 | 10 | 1 |
| 14 Vandalism | 22 | 22 | 0 | 0 | 0 | 20 | 2 |
| 15 Weapons: Carrying, Possessing, etc. | 2 | 2 | 0 | 0 | 0 | 2 | 0 |
| 18B Sale/Manufacturing: Marijuana | 1 | 1 | 0 | 0 | 0 | 1 | 0 |
| 18E Possession: Opium or Cocaine | 7 | 7 | 0 | 0 | 0 | 5 | 2 |
| 18F Possession: Marijuana | 22 | 21 | 1 | 0 | 0 | 21 | 1 |
| 20 Offenses Against Family and Children | 8 | 7 | 1 | 0 | 0 | 8 | 0 |
| 21 Driving Under the Influence | 105 | 104 | 1 | 0 | 0 | 79 | 26 |
| 22 Liquor Laws | 4 | 4 | 0 | 0 | 0 | 3 | 1 |
| 23 Drunkenness | 1 | 1 | 0 | 0 | 0 | 1 | 0 |
| 24 Disorderly Conduct | 12 | 12 | 0 | 0 | 0 | 12 | 0 |
| 26 All Other Offenses (Except Traffic) | 158 | 148 | 10 | 0 | 0 | 135 | 23 |
| Total for WARREN | 454 | 432 | 20 | 2 | 0 | 372 | 82 |
| WARWICK | | | | | | | |
| 02 Forcible Rape | 8 | 7 | 1 | 0 | 0 | 8 | 0 |
| 03 Robbery | 11 | 10 | 1 | 0 | 0 | 11 | 0 |
| 04 Aggravated Assault | 90 | 85 | 5 | 0 | 0 | 74 | 16 |
| 05 Burglary-Breaking or Entering | 31 | 28 | 3 | 0 | 0 | 29 | 2 |
| 06 Larceny-Theft (Except Motor Vehicle Theft) | 666 | 568 | 80 | 1 | 17 | 330 | 336 |
| 07 Motor Vehicle Theft | 21 | 16 | 5 | 0 | 0 | 19 | 2 |
| 08 Other Assaults (Return A-5e) | 365 | 340 | 23 | 1 | 1 | 289 | 76 |
| 09 Arson | 4 | 4 | 0 | 0 | 0 | 4 | 0 |
| 10 Forgery and Counterfeiting | 10 | 8 | 2 | 0 | 0 | 7 | 3 |
| 11 Fraud | 318 | 251 | 63 | 2 | 2 | 140 | 178 |
| 12 Embezzlement | 31 | 26 | 4 | 0 | 1 | 17 | 14 |
| 13 Stolen Property: Buying, Receiving, Possessing | 28 | 26 | 2 | 0 | 0 | 24 | 4 |
| 14 Vandalism | 92 | 89 | 2 | 0 | 1 | 72 | 20 |
| 15 Weapons: Carrying, Possessing, etc. | 19 | 18 | 1 | 0 | 0 | 18 | 1 |
| 16 Prostitution and Commercialized Vice | 4 | 3 | 1 | 0 | 0 | 3 | 1 |
| 17 Sex Offenses (Except Forcible Rape/Prostitution) | 17 | 17 | 0 | 0 | 0 | 17 | 0 |
| 18B Sale/Manufacturing: Marijuana | 10 | 10 | 0 | 0 | 0 | 10 | 0 |
| 18D Sale/Manufacturing: Other Dang Non-Narcotic | 2 | 1 | 0 | 0 | 1 | 2 | 0 |
| 18E Possession: Opium or Cocaine | 42 | 36 | 6 | 0 | 0 | 35 | 7 |
| 18F Possession: Marijuana | 170 | 155 | 14 | 0 | 1 | 152 | 18 |
| 18G Possession: Synthetic Narcotics | 2 | 2 | 0 | 0 | 0 | 2 | 0 |

Crime in Rhode Island 1997**Arrest Data - 18 Years of Age and Over**

| | Total | White | Black | Am. Indian or Alaskan Native | Asian or Pacific Islander | Male | Female |
|---|-------|-------|-------|---------------------------------------|---------------------------------|-------|--------|
| 18H Possession: Other Dang Non-Narcotic Drugs | 5 | 5 | 0 | 0 | 0 | 5 | 0 |
| 20 Offenses Against Family and Children | 4 | 4 | 0 | 0 | 0 | 4 | 0 |
| 21 Driving Under the Influence | 130 | 125 | 5 | 0 | 0 | 101 | 29 |
| 22 Liquor Laws | 62 | 59 | 3 | 0 | 0 | 49 | 13 |
| 24 Disorderly Conduct | 191 | 181 | 7 | 2 | 1 | 151 | 40 |
| 26 All Other Offenses (Except Traffic) | 62 | 60 | 2 | 0 | 0 | 49 | 13 |
| 27 Suspicion | 1 | 1 | 0 | 0 | 0 | 1 | 0 |
| Total for WARWICK | 2,396 | 2,135 | 230 | 6 | 25 | 1,623 | 773 |
| WEST GREENWICH | | | | | | | |
| 06 Larceny-Theft (Except Motor Vehicle Theft) | 3 | 3 | 0 | 0 | 0 | 3 | 0 |
| 08 Other Assaults (Return A-5e) | 16 | 16 | 0 | 0 | 0 | 15 | 1 |
| 14 Vandalism | 7 | 7 | 0 | 0 | 0 | 6 | 1 |
| 18E Possession: Opium or Cocaine | 2 | 2 | 0 | 0 | 0 | 2 | 0 |
| 18F Possession: Marijuana | 18 | 18 | 0 | 0 | 0 | 16 | 2 |
| 21 Driving Under the Influence | 41 | 41 | 0 | 0 | 0 | 37 | 4 |
| 22 Liquor Laws | 9 | 9 | 0 | 0 | 0 | 7 | 2 |
| 24 Disorderly Conduct | 5 | 5 | 0 | 0 | 0 | 4 | 1 |
| 26 All Other Offenses (Except Traffic) | 19 | 19 | 0 | 0 | 0 | 15 | 4 |
| Total for WEST GREENWICH | 120 | 120 | 0 | 0 | 0 | 105 | 15 |
| WEST WARWICK | | | | | | | |
| 02 Forcible Rape | 1 | 1 | 0 | 0 | 0 | 1 | 0 |
| 03 Robbery | 4 | 4 | 0 | 0 | 0 | 4 | 0 |
| 04 Aggravated Assault | 375 | 360 | 12 | 0 | 3 | 307 | 68 |
| 05 Burglary-Breaking or Entering | 16 | 14 | 2 | 0 | 0 | 16 | 0 |
| 06 Larceny-Theft (Except Motor Vehicle Theft) | 44 | 44 | 0 | 0 | 0 | 32 | 12 |
| 07 Motor Vehicle Theft | 9 | 7 | 2 | 0 | 0 | 8 | 1 |
| 08 Other Assaults (Return A-5e) | 143 | 141 | 2 | 0 | 0 | 106 | 37 |
| 10 Forgery and Counterfeiting | 5 | 5 | 0 | 0 | 0 | 0 | 5 |
| 11 Fraud | 11 | 11 | 0 | 0 | 0 | 9 | 2 |
| 12 Embezzlement | 1 | 1 | 0 | 0 | 0 | 1 | 0 |
| 13 Stolen Property: Buying, Receiving, Possessing | 32 | 31 | 1 | 0 | 0 | 29 | 3 |
| 14 Vandalism | 45 | 44 | 1 | 0 | 0 | 37 | 8 |
| 15 Weapons: Carrying, Possessing, etc. | 13 | 13 | 0 | 0 | 0 | 12 | 1 |
| 17 Sex Offenses (Except Forcible Rape/Prostitution) | 2 | 2 | 0 | 0 | 0 | 2 | 0 |
| 18E Possession: Opium or Cocaine | 5 | 5 | 0 | 0 | 0 | 5 | 0 |
| 18F Possession: Marijuana | 112 | 109 | 3 | 0 | 0 | 105 | 7 |

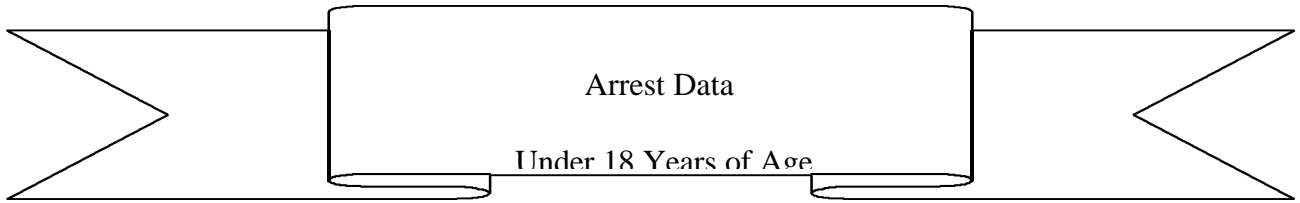
Arrest Data - 18 Years of Age and Over

| | Total | White | Black | Am. Indian or Alaskan Native | Asian or Pacific Islander | Male | Female |
|---|--------------|--------------|-----------|---------------------------------------|---------------------------------|------------|------------|
| 18H Possession: Other Dang Non-Narcotic Drugs | 1 | 1 | 0 | 0 | 0 | 1 | 0 |
| 20 Offenses Against Family and Children | 8 | 8 | 0 | 0 | 0 | 7 | 1 |
| 21 Driving Under the Influence | 95 | 91 | 4 | 0 | 0 | 83 | 12 |
| 22 Liquor Laws | 64 | 64 | 0 | 0 | 0 | 55 | 9 |
| 23 Drunkenness | 1 | 1 | 0 | 0 | 0 | 1 | 0 |
| 24 Disorderly Conduct | 118 | 114 | 4 | 0 | 0 | 85 | 33 |
| 26 All Other Offenses (Except Traffic) | 58 | 54 | 4 | 0 | 0 | 50 | 8 |
| Total for WEST WARWICK | 1,163 | 1,125 | 35 | 0 | 3 | 956 | 207 |
| WESTERLY | | | | | | | |
| 02 Forcible Rape | 1 | 1 | 0 | 0 | 0 | 1 | 0 |
| 03 Robbery | 5 | 5 | 0 | 0 | 0 | 5 | 0 |
| 04 Aggravated Assault | 9 | 8 | 1 | 0 | 0 | 9 | 0 |
| 05 Burglary-Breaking or Entering | 14 | 14 | 0 | 0 | 0 | 13 | 1 |
| 06 Larceny-Theft (Except Motor Vehicle Theft) | 46 | 44 | 1 | 1 | 0 | 35 | 11 |
| 07 Motor Vehicle Theft | 2 | 2 | 0 | 0 | 0 | 2 | 0 |
| 08 Other Assaults (Return A-5e) | 68 | 65 | 2 | 1 | 0 | 52 | 16 |
| 09 Arson | 2 | 2 | 0 | 0 | 0 | 2 | 0 |
| 11 Fraud | 100 | 99 | 1 | 0 | 0 | 45 | 55 |
| 12 Embezzlement | 4 | 4 | 0 | 0 | 0 | 1 | 3 |
| 13 Stolen Property: Buying, Receiving, Possessing | 10 | 9 | 1 | 0 | 0 | 6 | 4 |
| 14 Vandalism | 14 | 13 | 1 | 0 | 0 | 13 | 1 |
| 15 Weapons: Carrying, Possessing, etc. | 7 | 7 | 0 | 0 | 0 | 7 | 0 |
| 17 Sex Offenses (Except Forcible Rape/Prostitution) | 7 | 7 | 0 | 0 | 0 | 7 | 0 |
| 18A Sale/Manufacturing: Opium or Cocaine | 4 | 4 | 0 | 0 | 0 | 4 | 0 |
| 18B Sale/Manufacturing: Marijuana | 2 | 2 | 0 | 0 | 0 | 2 | 0 |
| 18E Possession: Opium or Cocaine | 9 | 9 | 0 | 0 | 0 | 8 | 1 |
| 18F Possession: Marijuana | 30 | 26 | 3 | 1 | 0 | 29 | 1 |
| 18G Possession: Synthetic Narcotics | 1 | 1 | 0 | 0 | 0 | 1 | 0 |
| 20 Offenses Against Family and Children | 116 | 111 | 4 | 1 | 0 | 95 | 21 |
| 21 Driving Under the Influence | 157 | 155 | 2 | 0 | 0 | 130 | 27 |
| 22 Liquor Laws | 37 | 37 | 0 | 0 | 0 | 32 | 5 |
| 24 Disorderly Conduct | 187 | 179 | 8 | 0 | 0 | 149 | 38 |
| 26 All Other Offenses (Except Traffic) | 281 | 259 | 22 | 0 | 0 | 232 | 49 |
| Total for WESTERLY | 1,113 | 1,063 | 46 | 4 | 0 | 880 | 233 |

Crime in Rhode Island 1997

Arrest Data - 18 Years of Age and Over

| | Total | White | Black | Am. Indian or Alaskan Native | Asian or Pacific Islander | Male | Female |
|---|-------|-------|-------|---------------------------------------|---------------------------------|-------|--------|
| WOONSOCKET | | | | | | | |
| 01A Murder and Nonnegligent Manslaughter | 1 | 1 | 0 | 0 | 0 | 1 | 0 |
| 02 Forcible Rape | 9 | 9 | 0 | 0 | 0 | 9 | 0 |
| 03 Robbery | 11 | 7 | 4 | 0 | 0 | 9 | 2 |
| 04 Aggravated Assault | 60 | 47 | 11 | 0 | 2 | 45 | 15 |
| 05 Burglary-Breaking or Entering | 64 | 53 | 10 | 0 | 1 | 57 | 7 |
| 06 Larceny-Theft (Except Motor Vehicle Theft) | 87 | 72 | 14 | 0 | 1 | 56 | 31 |
| 07 Motor Vehicle Theft | 6 | 5 | 1 | 0 | 0 | 4 | 2 |
| 08 Other Assaults (Return A-5e) | 498 | 406 | 82 | 0 | 10 | 416 | 82 |
| 09 Arson | 1 | 1 | 0 | 0 | 0 | 1 | 0 |
| 10 Forgery and Counterfeiting | 2 | 2 | 0 | 0 | 0 | 1 | 1 |
| 11 Fraud | 2 | 1 | 1 | 0 | 0 | 1 | 1 |
| 12 Embezzlement | 7 | 4 | 3 | 0 | 0 | 6 | 1 |
| 13 Stolen Property: Buying, Receiving, Possessing | 31 | 26 | 5 | 0 | 0 | 26 | 5 |
| 14 Vandalism | 57 | 46 | 10 | 0 | 1 | 45 | 12 |
| 15 Weapons: Carrying, Possessing, etc. | 16 | 11 | 4 | 0 | 1 | 16 | 0 |
| 16 Prostitution and Commercialized Vice | 11 | 9 | 1 | 0 | 1 | 0 | 11 |
| 17 Sex Offenses (Except Forcible Rape/Prostitution) | 34 | 30 | 3 | 0 | 1 | 33 | 1 |
| 18A Sale/Manufacturing: Opium or Cocaine | 41 | 26 | 15 | 0 | 0 | 34 | 7 |
| 18B Sale/Manufacturing: Marijuana | 9 | 9 | 0 | 0 | 0 | 8 | 1 |
| 18C Sale/Manufacturing: Synthetic Narcotics | 2 | 2 | 0 | 0 | 0 | 2 | 0 |
| 18E Possession: Opium or Cocaine | 51 | 37 | 14 | 0 | 0 | 39 | 12 |
| 18F Possession: Marijuana | 87 | 70 | 17 | 0 | 0 | 78 | 9 |
| 18G Possession: Synthetic Narcotics | 1 | 0 | 1 | 0 | 0 | 1 | 0 |
| 18H Possession: Other Dang Non-Narcotic Drugs | 2 | 2 | 0 | 0 | 0 | 1 | 1 |
| 19A Gambling: Bookmaking | 1 | 0 | 0 | 0 | 1 | 1 | 0 |
| 19C Gambling: Other | 6 | 0 | 0 | 0 | 6 | 6 | 0 |
| 20 Offenses Against Family and Children | 77 | 69 | 7 | 0 | 1 | 66 | 11 |
| 21 Driving Under the Influence | 113 | 107 | 4 | 0 | 2 | 97 | 16 |
| 22 Liquor Laws | 34 | 27 | 7 | 0 | 0 | 33 | 1 |
| 24 Disorderly Conduct | 84 | 68 | 15 | 0 | 1 | 62 | 22 |
| 26 All Other Offenses (Except Traffic) | 167 | 128 | 34 | 0 | 5 | 139 | 28 |
| Total for WOONSOCKET | 1,572 | 1,275 | 263 | 0 | 34 | 1,293 | 279 |



Total Arrests by Age - Under 18 Years of Age

| | Total | AGE | | | | | |
|--------------------------------------|--------------|------------|------------|--------------|--------------|--------------|--------------|
| | | Under 10 | 10-12 | 13-14 | 15 | 16 | 17 |
| Murder | 3 | 0 | 0 | 1 | 0 | 1 | 1 |
| Manslaughter by Negligence | 1 | 0 | 0 | 0 | 0 | 0 | 1 |
| Forcible Rape | 27 | 0 | 4 | 8 | 1 | 6 | 8 |
| Robbery | 83 | 0 | 0 | 19 | 21 | 28 | 15 |
| Aggravated Assault | 313 | 4 | 28 | 85 | 50 | 75 | 71 |
| Burglary | 406 | 4 | 43 | 130 | 73 | 73 | 83 |
| Larceny-Theft | 1,500 | 13 | 153 | 423 | 314 | 319 | 278 |
| Motor Vehicle Theft | 171 | 0 | 1 | 46 | 42 | 38 | 44 |
| Other Assaults | 993 | 12 | 96 | 266 | 182 | 220 | 217 |
| Arson | 63 | 3 | 22 | 13 | 8 | 9 | 8 |
| Forgery/Counterfeiting | 24 | 0 | 0 | 3 | 4 | 9 | 8 |
| Fraud | 27 | 0 | 0 | 1 | 3 | 6 | 17 |
| Embezzlement | 7 | 0 | 0 | 0 | 0 | 1 | 6 |
| Stolen Property | 142 | 3 | 12 | 30 | 21 | 37 | 39 |
| Vandalism | 696 | 20 | 92 | 195 | 106 | 129 | 154 |
| Weapons: Carrying | 183 | 8 | 12 | 49 | 32 | 33 | 49 |
| Prostitution | 5 | 0 | 0 | 1 | 1 | 1 | 2 |
| Sex Offenses | 43 | 4 | 9 | 11 | 4 | 7 | 8 |
| Manufacturing Drugs: | | | | | | | |
| <i>Opium or Cocaine</i> | 56 | 0 | 0 | 9 | 12 | 12 | 23 |
| <i>Marijuana</i> | 67 | 0 | 1 | 4 | 12 | 25 | 25 |
| <i>Synthetic Narcotics</i> | 3 | 0 | 0 | 0 | 2 | 1 | 0 |
| <i>Other Dang Non-Narcotic</i> | 5 | 0 | 0 | 0 | 0 | 2 | 3 |
| Possession Drugs: | | | | | | | |
| <i>Opium or Cocaine</i> | 47 | 0 | 0 | 6 | 7 | 13 | 21 |
| <i>Marijuana</i> | 514 | 0 | 6 | 51 | 93 | 159 | 205 |
| <i>Synthetic Narcotics</i> | 5 | 0 | 0 | 0 | 1 | 0 | 4 |
| <i>Other Dang Non-Narcotic Drugs</i> | 1 | 0 | 0 | 0 | 1 | 0 | 0 |
| Offenses Against Family and Children | 163 | 2 | 10 | 53 | 40 | 41 | 17 |
| Driving Under the Influence | 17 | 0 | 0 | 0 | 1 | 2 | 14 |
| Liquor Laws | 263 | 1 | 0 | 18 | 36 | 92 | 116 |
| Drunkenness | 21 | 2 | 4 | 2 | 5 | 2 | 6 |
| Disorderly Conduct | 544 | 2 | 17 | 124 | 96 | 133 | 172 |
| Vagrancy | 26 | 1 | 0 | 5 | 7 | 3 | 10 |
| All Other Offenses (Except Traffic) | 1,305 | 14 | 97 | 315 | 307 | 294 | 278 |
| Suspicion | 199 | 2 | 6 | 43 | 41 | 54 | 53 |
| Curfew and Loitering Law Violations | 66 | 0 | 3 | 12 | 19 | 24 | 8 |
| Run-Aways | 846 | 6 | 42 | 296 | 203 | 166 | 133 |
| Grand Total | 8,835 | 101 | 658 | 2,219 | 1,745 | 2,015 | 2,097 |

Arrest Data - Under 18 Years of Age

| | Total | White | Black | Am. Indian or Alaskan Native | Asian or Pacific Islander | Male | Female |
|---|-------|-------|-------|---------------------------------------|---------------------------------|------|--------|
| BARRINGTON | | | | | | | |
| 05 Burglary-Breaking or Entering | 6 | 5 | 0 | 1 | 0 | 5 | 1 |
| 06 Larceny-Theft (Except Motor Vehicle Theft) | 6 | 6 | 0 | 0 | 0 | 5 | 1 |
| 08 Other Assaults (Return A-5e) | 10 | 10 | 0 | 0 | 0 | 8 | 2 |
| 14 Vandalism | 19 | 19 | 0 | 0 | 0 | 17 | 2 |
| 15 Weapons: Carrying, Possessing, etc. | 9 | 9 | 0 | 0 | 0 | 8 | 1 |
| 18F Possession: Marijuana | 19 | 18 | 1 | 0 | 0 | 19 | 0 |
| 21 Driving Under the Influence | 1 | 1 | 0 | 0 | 0 | 1 | 0 |
| 22 Liquor Laws | 2 | 2 | 0 | 0 | 0 | 2 | 0 |
| 24 Disorderly Conduct | 3 | 3 | 0 | 0 | 0 | 2 | 1 |
| 25 Vagrancy | 1 | 1 | 0 | 0 | 0 | 1 | 0 |
| 26 All Other Offenses (Except Traffic) | 17 | 16 | 1 | 0 | 0 | 15 | 2 |
| 29 Run-Aways | 1 | 1 | 0 | 0 | 0 | 0 | 1 |
| Total for BARRINGTON | 94 | 91 | 2 | 1 | 0 | 83 | 11 |
| BRISTOL | | | | | | | |
| 05 Burglary-Breaking or Entering | 8 | 8 | 0 | 0 | 0 | 5 | 3 |
| 06 Larceny-Theft (Except Motor Vehicle Theft) | 11 | 11 | 0 | 0 | 0 | 9 | 2 |
| 08 Other Assaults (Return A-5e) | 12 | 12 | 0 | 0 | 0 | 8 | 4 |
| 09 Arson | 2 | 2 | 0 | 0 | 0 | 2 | 0 |
| 13 Stolen Property: Buying, Receiving, Possessing | 2 | 2 | 0 | 0 | 0 | 0 | 2 |
| 14 Vandalism | 1 | 1 | 0 | 0 | 0 | 1 | 0 |
| 15 Weapons: Carrying, Possessing, etc. | 3 | 3 | 0 | 0 | 0 | 3 | 0 |
| 18E Possession: Opium or Cocaine | 3 | 3 | 0 | 0 | 0 | 3 | 0 |
| 18F Possession: Marijuana | 16 | 16 | 0 | 0 | 0 | 14 | 2 |
| 20 Offenses Against Family and Children | 1 | 1 | 0 | 0 | 0 | 1 | 0 |
| 22 Liquor Laws | 4 | 4 | 0 | 0 | 0 | 4 | 0 |
| 24 Disorderly Conduct | 10 | 10 | 0 | 0 | 0 | 10 | 0 |
| 26 All Other Offenses (Except Traffic) | 7 | 7 | 0 | 0 | 0 | 5 | 2 |
| 29 Run-Aways | 3 | 3 | 0 | 0 | 0 | 1 | 2 |
| Total for BRISTOL | 83 | 83 | 0 | 0 | 0 | 66 | 17 |
| BROWN UNIVERSITY | | | | | | | |
| 06 Larceny-Theft (Except Motor Vehicle Theft) | 3 | 3 | 0 | 0 | 0 | 3 | 0 |
| 08 Other Assaults (Return A-5e) | 1 | 1 | 0 | 0 | 0 | 1 | 0 |
| 13 Stolen Property: Buying, Receiving, Possessing | 9 | 2 | 7 | 0 | 0 | 9 | 0 |
| 14 Vandalism | 13 | 9 | 4 | 0 | 0 | 13 | 0 |
| 15 Weapons: Carrying, Possessing, etc. | 1 | 1 | 0 | 0 | 0 | 0 | 1 |
| 27 Suspicion | 13 | 7 | 6 | 0 | 0 | 11 | 2 |
| 28 Curfew and Loitering Law Violations | 1 | 0 | 1 | 0 | 0 | 1 | 0 |

Crime in Rhode Island 1997**Arrest Data - Under 18 Years of Age**

| | Total | White | Black | Am. Indian or Alaskan Native | Asian or Pacific Islander | Male | Female |
|---|-------|-------|-------|---------------------------------------|---------------------------------|------|--------|
| 29 Run-Aways | 2 | 2 | 0 | 0 | 0 | 2 | 0 |
| Total for BROWN UNIVERSITY | 43 | 25 | 18 | 0 | 0 | 40 | 3 |
| BURRILLVILLE | | | | | | | |
| 03 Robbery | 3 | 3 | 0 | 0 | 0 | 3 | 0 |
| 04 Aggravated Assault | 6 | 6 | 0 | 0 | 0 | 5 | 1 |
| 05 Burglary-Breaking or Entering | 13 | 13 | 0 | 0 | 0 | 12 | 1 |
| 06 Larceny-Theft (Except Motor Vehicle Theft) | 6 | 6 | 0 | 0 | 0 | 6 | 0 |
| 08 Other Assaults (Return A-5e) | 21 | 21 | 0 | 0 | 0 | 17 | 4 |
| 13 Stolen Property: Buying, Receiving, Possessing | 1 | 1 | 0 | 0 | 0 | 1 | 0 |
| 14 Vandalism | 6 | 6 | 0 | 0 | 0 | 6 | 0 |
| 15 Weapons: Carrying, Possessing, etc. | 3 | 3 | 0 | 0 | 0 | 3 | 0 |
| 18F Possession: Marijuana | 10 | 10 | 0 | 0 | 0 | 9 | 1 |
| 20 Offenses Against Family and Children | 17 | 17 | 0 | 0 | 0 | 9 | 8 |
| 22 Liquor Laws | 2 | 2 | 0 | 0 | 0 | 1 | 1 |
| 24 Disorderly Conduct | 1 | 1 | 0 | 0 | 0 | 1 | 0 |
| 25 Vagrancy | 1 | 1 | 0 | 0 | 0 | 1 | 0 |
| 26 All Other Offenses (Except Traffic) | 18 | 18 | 0 | 0 | 0 | 17 | 1 |
| 29 Run-Aways | 1 | 1 | 0 | 0 | 0 | 1 | 0 |
| Total for BURRILLVILLE | 109 | 109 | 0 | 0 | 0 | 92 | 17 |
| CENTRAL FALLS | | | | | | | |
| 02 Forcible Rape | 3 | 3 | 0 | 0 | 0 | 3 | 0 |
| 04 Aggravated Assault | 8 | 7 | 1 | 0 | 0 | 7 | 1 |
| 05 Burglary-Breaking or Entering | 10 | 9 | 0 | 1 | 0 | 10 | 0 |
| 06 Larceny-Theft (Except Motor Vehicle Theft) | 17 | 13 | 4 | 0 | 0 | 15 | 2 |
| 07 Motor Vehicle Theft | 3 | 2 | 1 | 0 | 0 | 3 | 0 |
| 08 Other Assaults (Return A-5e) | 34 | 29 | 4 | 0 | 1 | 19 | 15 |
| 09 Arson | 1 | 1 | 0 | 0 | 0 | 1 | 0 |
| 11 Fraud | 1 | 1 | 0 | 0 | 0 | 0 | 1 |
| 14 Vandalism | 24 | 18 | 6 | 0 | 0 | 22 | 2 |
| 15 Weapons: Carrying, Possessing, etc. | 5 | 5 | 0 | 0 | 0 | 5 | 0 |
| 17 Sex Offenses (Except Forcible Rape/Prostitution) | 2 | 2 | 0 | 0 | 0 | 2 | 0 |
| 18A Sale/Manufacturing: Opium or Cocaine | 3 | 3 | 0 | 0 | 0 | 3 | 0 |
| 18B Sale/Manufacturing: Marijuana | 1 | 1 | 0 | 0 | 0 | 0 | 1 |
| 18E Possession: Opium or Cocaine | 2 | 2 | 0 | 0 | 0 | 2 | 0 |
| 18F Possession: Marijuana | 11 | 9 | 2 | 0 | 0 | 11 | 0 |
| 20 Offenses Against Family and Children | 4 | 4 | 0 | 0 | 0 | 2 | 2 |
| 22 Liquor Laws | 10 | 9 | 1 | 0 | 0 | 8 | 2 |
| 24 Disorderly Conduct | 20 | 17 | 2 | 1 | 0 | 15 | 5 |

Arrest Data - Under 18 Years of Age

| | Total | White | Black | Am. Indian or Alaskan Native | Asian or Pacific Islander | Male | Female |
|---|------------|------------|-----------|---------------------------------------|---------------------------------|------------|-----------|
| 25 Vagrancy | 6 | 4 | 2 | 0 | 0 | 5 | 1 |
| 26 All Other Offenses (Except Traffic) | 103 | 83 | 18 | 0 | 2 | 78 | 25 |
| 28 Curfew and Loitering Law Violations | 3 | 2 | 1 | 0 | 0 | 3 | 0 |
| 29 Run-Aways | 13 | 12 | 1 | 0 | 0 | 3 | 10 |
| Total for CENTRAL FALLS | 284 | 236 | 43 | 2 | 3 | 217 | 67 |
| CHARLESTOWN | | | | | | | |
| 02 Forcible Rape | 2 | 2 | 0 | 0 | 0 | 2 | 0 |
| 04 Aggravated Assault | 5 | 5 | 0 | 0 | 0 | 5 | 0 |
| 05 Burglary-Breaking or Entering | 8 | 8 | 0 | 0 | 0 | 8 | 0 |
| 06 Larceny-Theft (Except Motor Vehicle Theft) | 5 | 5 | 0 | 0 | 0 | 5 | 0 |
| 08 Other Assaults (Return A-5e) | 3 | 3 | 0 | 0 | 0 | 3 | 0 |
| 14 Vandalism | 7 | 6 | 1 | 0 | 0 | 7 | 0 |
| 18E Possession: Opium or Cocaine | 1 | 1 | 0 | 0 | 0 | 1 | 0 |
| 18F Possession: Marijuana | 3 | 3 | 0 | 0 | 0 | 3 | 0 |
| 22 Liquor Laws | 1 | 1 | 0 | 0 | 0 | 1 | 0 |
| 24 Disorderly Conduct | 2 | 2 | 0 | 0 | 0 | 2 | 0 |
| 26 All Other Offenses (Except Traffic) | 3 | 3 | 0 | 0 | 0 | 3 | 0 |
| Total for CHARLESTOWN | 40 | 39 | 1 | 0 | 0 | 40 | 0 |
| COVENTRY | | | | | | | |
| 04 Aggravated Assault | 8 | 8 | 0 | 0 | 0 | 8 | 0 |
| 05 Burglary-Breaking or Entering | 22 | 22 | 0 | 0 | 0 | 18 | 4 |
| 06 Larceny-Theft (Except Motor Vehicle Theft) | 79 | 78 | 1 | 0 | 0 | 68 | 11 |
| 07 Motor Vehicle Theft | 3 | 3 | 0 | 0 | 0 | 1 | 2 |
| 08 Other Assaults (Return A-5e) | 51 | 49 | 2 | 0 | 0 | 32 | 19 |
| 09 Arson | 1 | 1 | 0 | 0 | 0 | 1 | 0 |
| 10 Forgery and Counterfeiting | 1 | 1 | 0 | 0 | 0 | 1 | 0 |
| 11 Fraud | 3 | 3 | 0 | 0 | 0 | 0 | 3 |
| 13 Stolen Property: Buying, Receiving, Possessing | 3 | 3 | 0 | 0 | 0 | 3 | 0 |
| 14 Vandalism | 26 | 25 | 1 | 0 | 0 | 26 | 0 |
| 15 Weapons: Carrying, Possessing, etc. | 10 | 10 | 0 | 0 | 0 | 10 | 0 |
| 17 Sex Offenses (Except Forcible Rape/Prostitution) | 1 | 1 | 0 | 0 | 0 | 1 | 0 |
| 18F Possession: Marijuana | 19 | 19 | 0 | 0 | 0 | 18 | 1 |
| 18H Possession: Other Dang Non-Narcotic Drugs | 1 | 1 | 0 | 0 | 0 | 1 | 0 |
| 20 Offenses Against Family and Children | 40 | 39 | 1 | 0 | 0 | 22 | 18 |
| 21 Driving Under the Influence | 2 | 2 | 0 | 0 | 0 | 2 | 0 |
| 22 Liquor Laws | 1 | 1 | 0 | 0 | 0 | 1 | 0 |
| 24 Disorderly Conduct | 12 | 11 | 0 | 0 | 1 | 11 | 1 |
| 26 All Other Offenses (Except Traffic) | 41 | 37 | 2 | 0 | 2 | 36 | 5 |

Crime in Rhode Island 1997**Arrest Data - Under 18 Years of Age**

| | Total | White | Black | Am. Indian or Alaskan Native | Asian or Pacific Islander | Male | Female |
|---|-------|-------|-------|---------------------------------------|---------------------------------|------|--------|
| 29 Run-Aways | 82 | 78 | 4 | 0 | 0 | 43 | 39 |
| Total for COVENTRY | 406 | 392 | 11 | 0 | 3 | 303 | 103 |
| CRANSTON | | | | | | | |
| 02 Forcible Rape | 6 | 4 | 0 | 0 | 2 | 6 | 0 |
| 03 Robbery | 4 | 2 | 2 | 0 | 0 | 3 | 1 |
| 04 Aggravated Assault | 17 | 13 | 4 | 0 | 0 | 14 | 3 |
| 05 Burglary-Breaking or Entering | 18 | 9 | 4 | 0 | 5 | 15 | 3 |
| 06 Larceny-Theft (Except Motor Vehicle Theft) | 134 | 81 | 44 | 0 | 9 | 103 | 31 |
| 07 Motor Vehicle Theft | 3 | 1 | 2 | 0 | 0 | 3 | 0 |
| 08 Other Assaults (Return A-5e) | 51 | 41 | 10 | 0 | 0 | 36 | 15 |
| 11 Fraud | 1 | 0 | 0 | 0 | 1 | 1 | 0 |
| 13 Stolen Property: Buying, Receiving, Possessing | 12 | 7 | 5 | 0 | 0 | 12 | 0 |
| 14 Vandalism | 19 | 15 | 4 | 0 | 0 | 15 | 4 |
| 15 Weapons: Carrying, Possessing, etc. | 13 | 9 | 3 | 0 | 1 | 13 | 0 |
| 17 Sex Offenses (Except Forcible Rape/Prostitution) | 1 | 1 | 0 | 0 | 0 | 1 | 0 |
| 18A Sale/Manufacturing: Opium or Cocaine | 17 | 16 | 0 | 0 | 1 | 15 | 2 |
| 20 Offenses Against Family and Children | 1 | 1 | 0 | 0 | 0 | 0 | 1 |
| 22 Liquor Laws | 4 | 4 | 0 | 0 | 0 | 3 | 1 |
| 24 Disorderly Conduct | 39 | 37 | 1 | 0 | 1 | 33 | 6 |
| 26 All Other Offenses (Except Traffic) | 58 | 47 | 8 | 0 | 3 | 44 | 14 |
| 27 Suspicion | 61 | 51 | 8 | 0 | 2 | 49 | 12 |
| 29 Run-Aways | 2 | 2 | 0 | 0 | 0 | 2 | 0 |
| Total for CRANSTON | 461 | 341 | 95 | 0 | 25 | 368 | 93 |
| CUMBERLAND | | | | | | | |
| 03 Robbery | 1 | 1 | 0 | 0 | 0 | 1 | 0 |
| 04 Aggravated Assault | 15 | 15 | 0 | 0 | 0 | 13 | 2 |
| 05 Burglary-Breaking or Entering | 5 | 5 | 0 | 0 | 0 | 5 | 0 |
| 06 Larceny-Theft (Except Motor Vehicle Theft) | 15 | 15 | 0 | 0 | 0 | 14 | 1 |
| 08 Other Assaults (Return A-5e) | 4 | 4 | 0 | 0 | 0 | 4 | 0 |
| 13 Stolen Property: Buying, Receiving, Possessing | 2 | 2 | 0 | 0 | 0 | 2 | 0 |
| 14 Vandalism | 13 | 12 | 1 | 0 | 0 | 11 | 2 |
| 15 Weapons: Carrying, Possessing, etc. | 2 | 2 | 0 | 0 | 0 | 1 | 1 |
| 17 Sex Offenses (Except Forcible Rape/Prostitution) | 5 | 5 | 0 | 0 | 0 | 5 | 0 |
| 18B Sale/Manufacturing: Marijuana | 4 | 4 | 0 | 0 | 0 | 4 | 0 |
| 18F Possession: Marijuana | 10 | 10 | 0 | 0 | 0 | 9 | 1 |
| 18G Possession: Synthetic Narcotics | 1 | 1 | 0 | 0 | 0 | 1 | 0 |
| 20 Offenses Against Family and Children | 11 | 11 | 0 | 0 | 0 | 7 | 4 |
| 22 Liquor Laws | 3 | 3 | 0 | 0 | 0 | 2 | 1 |

Arrest Data - Under 18 Years of Age

| | Total | White | Black | Am. Indian or Alaskan Native | Asian or Pacific Islander | Male | Female |
|---|------------|------------|-----------|---------------------------------------|---------------------------------|------------|-----------|
| 24 Disorderly Conduct | 4 | 3 | 1 | 0 | 0 | 3 | 1 |
| 26 All Other Offenses (Except Traffic) | 5 | 4 | 1 | 0 | 0 | 4 | 1 |
| Total for CUMBERLAND | 100 | 97 | 3 | 0 | 0 | 86 | 14 |
| EAST GREENWICH | | | | | | | |
| 04 Aggravated Assault | 4 | 4 | 0 | 0 | 0 | 4 | 0 |
| 05 Burglary-Breaking or Entering | 1 | 1 | 0 | 0 | 0 | 1 | 0 |
| 07 Motor Vehicle Theft | 1 | 1 | 0 | 0 | 0 | 1 | 0 |
| 08 Other Assaults (Return A-5e) | 9 | 9 | 0 | 0 | 0 | 8 | 1 |
| 14 Vandalism | 13 | 12 | 1 | 0 | 0 | 13 | 0 |
| 18F Possession: Marijuana | 10 | 10 | 0 | 0 | 0 | 9 | 1 |
| 20 Offenses Against Family and Children | 1 | 1 | 0 | 0 | 0 | 0 | 1 |
| 22 Liquor Laws | 4 | 4 | 0 | 0 | 0 | 4 | 0 |
| 24 Disorderly Conduct | 9 | 9 | 0 | 0 | 0 | 8 | 1 |
| 26 All Other Offenses (Except Traffic) | 38 | 33 | 5 | 0 | 0 | 24 | 14 |
| 28 Curfew and Loitering Law Violations | 1 | 1 | 0 | 0 | 0 | 0 | 1 |
| 29 Run-Aways | 3 | 3 | 0 | 0 | 0 | 1 | 2 |
| Total for EAST GREENWICH | 94 | 88 | 6 | 0 | 0 | 73 | 21 |
| EAST PROVIDENCE | | | | | | | |
| 05 Burglary-Breaking or Entering | 4 | 2 | 2 | 0 | 0 | 4 | 0 |
| 06 Larceny-Theft (Except Motor Vehicle Theft) | 7 | 5 | 2 | 0 | 0 | 6 | 1 |
| 07 Motor Vehicle Theft | 3 | 3 | 0 | 0 | 0 | 3 | 0 |
| 08 Other Assaults (Return A-5e) | 17 | 16 | 1 | 0 | 0 | 17 | 0 |
| 13 Stolen Property: Buying, Receiving, Possessing | 4 | 1 | 3 | 0 | 0 | 4 | 0 |
| 14 Vandalism | 27 | 24 | 3 | 0 | 0 | 18 | 9 |
| 15 Weapons: Carrying, Possessing, etc. | 2 | 2 | 0 | 0 | 0 | 2 | 0 |
| 18B Sale/Manufacturing: Marijuana | 9 | 3 | 6 | 0 | 0 | 8 | 1 |
| 18D Sale/Manufacturing: Other Dang Non-Narcotic | 5 | 2 | 3 | 0 | 0 | 5 | 0 |
| 18E Possession: Opium or Cocaine | 2 | 1 | 1 | 0 | 0 | 2 | 0 |
| 18F Possession: Marijuana | 31 | 23 | 8 | 0 | 0 | 24 | 7 |
| 18G Possession: Synthetic Narcotics | 2 | 2 | 0 | 0 | 0 | 2 | 0 |
| 22 Liquor Laws | 16 | 11 | 5 | 0 | 0 | 15 | 1 |
| 24 Disorderly Conduct | 38 | 27 | 11 | 0 | 0 | 33 | 5 |
| 26 All Other Offenses (Except Traffic) | 3 | 3 | 0 | 0 | 0 | 3 | 0 |
| 27 Suspicion | 4 | 4 | 0 | 0 | 0 | 1 | 3 |
| Total for EAST PROVIDENCE | 174 | 129 | 45 | 0 | 0 | 147 | 27 |

Crime in Rhode Island 1997**Arrest Data - Under 18 Years of Age**

| | Total | White | Black | Am. Indian or Alaskan Native | Asian or Pacific Islander | Male | Female |
|---|-------|-------|-------|---------------------------------------|---------------------------------|------|--------|
| FOSTER | | | | | | | |
| 05 Burglary-Breaking or Entering | 3 | 3 | 0 | 0 | 0 | 3 | 0 |
| 07 Motor Vehicle Theft | 2 | 2 | 0 | 0 | 0 | 2 | 0 |
| 08 Other Assaults (Return A-5e) | 1 | 1 | 0 | 0 | 0 | 1 | 0 |
| 09 Arson | 1 | 1 | 0 | 0 | 0 | 1 | 0 |
| 14 Vandalism | 2 | 2 | 0 | 0 | 0 | 1 | 1 |
| 18F Possession: Marijuana | 4 | 4 | 0 | 0 | 0 | 4 | 0 |
| 20 Offenses Against Family and Children | 2 | 2 | 0 | 0 | 0 | 1 | 1 |
| 26 All Other Offenses (Except Traffic) | 2 | 2 | 0 | 0 | 0 | 2 | 0 |
| 29 Run-Aways | 10 | 9 | 1 | 0 | 0 | 3 | 7 |
| Total for FOSTER | 27 | 26 | 1 | 0 | 0 | 18 | 9 |
| GLOCESTER | | | | | | | |
| 04 Aggravated Assault | 1 | 1 | 0 | 0 | 0 | 1 | 0 |
| 05 Burglary-Breaking or Entering | 8 | 8 | 0 | 0 | 0 | 8 | 0 |
| 06 Larceny-Theft (Except Motor Vehicle Theft) | 14 | 14 | 0 | 0 | 0 | 14 | 0 |
| 08 Other Assaults (Return A-5e) | 18 | 17 | 1 | 0 | 0 | 14 | 4 |
| 09 Arson | 2 | 2 | 0 | 0 | 0 | 2 | 0 |
| 10 Forgery and Counterfeiting | 1 | 1 | 0 | 0 | 0 | 1 | 0 |
| 14 Vandalism | 9 | 9 | 0 | 0 | 0 | 8 | 1 |
| 15 Weapons: Carrying, Possessing, etc. | 3 | 3 | 0 | 0 | 0 | 3 | 0 |
| 17 Sex Offenses (Except Forcible Rape/Prostitution) | 1 | 1 | 0 | 0 | 0 | 1 | 0 |
| 18B Sale/Manufacturing: Marijuana | 1 | 1 | 0 | 0 | 0 | 1 | 0 |
| 18F Possession: Marijuana | 4 | 4 | 0 | 0 | 0 | 4 | 0 |
| 21 Driving Under the Influence | 1 | 1 | 0 | 0 | 0 | 1 | 0 |
| 23 Drunkenness | 1 | 1 | 0 | 0 | 0 | 1 | 0 |
| 24 Disorderly Conduct | 10 | 10 | 0 | 0 | 0 | 9 | 1 |
| 25 Vagrancy | 2 | 2 | 0 | 0 | 0 | 2 | 0 |
| 26 All Other Offenses (Except Traffic) | 28 | 28 | 0 | 0 | 0 | 22 | 6 |
| 28 Curfew and Loitering Law Violations | 2 | 2 | 0 | 0 | 0 | 2 | 0 |
| 29 Run-Aways | 4 | 3 | 0 | 1 | 0 | 2 | 2 |
| Total for GLOCESTER | 110 | 108 | 1 | 1 | 0 | 96 | 14 |
| HOPKINTON | | | | | | | |
| 04 Aggravated Assault | 1 | 1 | 0 | 0 | 0 | 1 | 0 |
| 05 Burglary-Breaking or Entering | 1 | 1 | 0 | 0 | 0 | 1 | 0 |
| 06 Larceny-Theft (Except Motor Vehicle Theft) | 4 | 4 | 0 | 0 | 0 | 4 | 0 |
| 07 Motor Vehicle Theft | 4 | 4 | 0 | 0 | 0 | 4 | 0 |
| 08 Other Assaults (Return A-5e) | 3 | 3 | 0 | 0 | 0 | 3 | 0 |
| 14 Vandalism | 1 | 1 | 0 | 0 | 0 | 1 | 0 |
| 15 Weapons: Carrying, Possessing, etc. | 1 | 1 | 0 | 0 | 0 | 1 | 0 |
| 17 Sex Offenses (Except Forcible Rape/Prostitution) | 1 | 1 | 0 | 0 | 0 | 1 | 0 |

Arrest Data - Under 18 Years of Age

| | Total | White | Black | Am. Indian or Alaskan Native | Asian or Pacific Islander | Male | Female |
|---|------------|------------|----------|---------------------------------------|---------------------------------|------------|-----------|
| 18E Possession: Opium or Cocaine | 1 | 1 | 0 | 0 | 0 | 1 | 0 |
| 24 Disorderly Conduct | 3 | 3 | 0 | 0 | 0 | 2 | 1 |
| 26 All Other Offenses (Except Traffic) | 27 | 27 | 0 | 0 | 0 | 10 | 17 |
| 29 Run-Aways | 6 | 5 | 0 | 1 | 0 | 2 | 4 |
| Total for HOPKINTON | 53 | 52 | 0 | 1 | 0 | 31 | 22 |
| JAMESTOWN | | | | | | | |
| 06 Larceny-Theft (Except Motor Vehicle Theft) | 1 | 1 | 0 | 0 | 0 | 1 | 0 |
| 07 Motor Vehicle Theft | 1 | 1 | 0 | 0 | 0 | 0 | 1 |
| 08 Other Assaults (Return A-5e) | 4 | 4 | 0 | 0 | 0 | 3 | 1 |
| 14 Vandalism | 7 | 6 | 1 | 0 | 0 | 3 | 4 |
| 18F Possession: Marijuana | 4 | 4 | 0 | 0 | 0 | 3 | 1 |
| 22 Liquor Laws | 4 | 4 | 0 | 0 | 0 | 3 | 1 |
| 24 Disorderly Conduct | 1 | 1 | 0 | 0 | 0 | 1 | 0 |
| 26 All Other Offenses (Except Traffic) | 10 | 10 | 0 | 0 | 0 | 9 | 1 |
| Total for JAMESTOWN | 32 | 31 | 1 | 0 | 0 | 23 | 9 |
| JOHNSTON | | | | | | | |
| 04 Aggravated Assault | 2 | 2 | 0 | 0 | 0 | 1 | 1 |
| 05 Burglary-Breaking or Entering | 7 | 7 | 0 | 0 | 0 | 5 | 2 |
| 06 Larceny-Theft (Except Motor Vehicle Theft) | 11 | 10 | 0 | 0 | 1 | 10 | 1 |
| 08 Other Assaults (Return A-5e) | 38 | 37 | 1 | 0 | 0 | 20 | 18 |
| 13 Stolen Property: Buying, Receiving, Possessing | 4 | 4 | 0 | 0 | 0 | 4 | 0 |
| 14 Vandalism | 8 | 8 | 0 | 0 | 0 | 6 | 2 |
| 15 Weapons: Carrying, Possessing, etc. | 3 | 3 | 0 | 0 | 0 | 3 | 0 |
| 17 Sex Offenses (Except Forcible Rape/Prostitution) | 1 | 1 | 0 | 0 | 0 | 1 | 0 |
| 18E Possession: Opium or Cocaine | 2 | 2 | 0 | 0 | 0 | 2 | 0 |
| 18F Possession: Marijuana | 15 | 15 | 0 | 0 | 0 | 14 | 1 |
| 20 Offenses Against Family and Children | 7 | 7 | 0 | 0 | 0 | 3 | 4 |
| 22 Liquor Laws | 6 | 6 | 0 | 0 | 0 | 3 | 3 |
| 23 Drunkenness | 1 | 1 | 0 | 0 | 0 | 0 | 1 |
| 24 Disorderly Conduct | 4 | 4 | 0 | 0 | 0 | 3 | 1 |
| 26 All Other Offenses (Except Traffic) | 12 | 11 | 1 | 0 | 0 | 10 | 2 |
| 27 Suspicion | 59 | 54 | 3 | 0 | 2 | 46 | 13 |
| 29 Run-Aways | 21 | 19 | 2 | 0 | 0 | 6 | 15 |
| Total for JOHNSTON | 201 | 191 | 7 | 0 | 3 | 137 | 64 |
| LINCOLN | | | | | | | |
| 03 Robbery | 7 | 2 | 5 | 0 | 0 | 7 | 0 |
| 04 Aggravated Assault | 3 | 2 | 1 | 0 | 0 | 2 | 1 |

Crime in Rhode Island 1997

Arrest Data - Under 18 Years of Age

| | Total | White | Black | Am. Indian or Alaskan Native | Asian or Pacific Islander | Male | Female |
|---|------------|------------|-----------|---------------------------------------|---------------------------------|------------|-----------|
| 05 Burglary-Breaking or Entering | 4 | 2 | 2 | 0 | 0 | 4 | 0 |
| 06 Larceny-Theft (Except Motor Vehicle Theft) | 55 | 41 | 13 | 0 | 1 | 28 | 27 |
| 07 Motor Vehicle Theft | 2 | 2 | 0 | 0 | 0 | 2 | 0 |
| 08 Other Assaults (Return A-5e) | 17 | 17 | 0 | 0 | 0 | 15 | 2 |
| 10 Forgery and Counterfeiting | 4 | 4 | 0 | 0 | 0 | 3 | 1 |
| 13 Stolen Property: Buying, Receiving, Possessing | 14 | 10 | 4 | 0 | 0 | 12 | 2 |
| 14 Vandalism | 23 | 18 | 5 | 0 | 0 | 20 | 3 |
| 15 Weapons: Carrying, Possessing, etc. | 3 | 3 | 0 | 0 | 0 | 3 | 0 |
| 18E Possession: Opium or Cocaine | 3 | 2 | 1 | 0 | 0 | 3 | 0 |
| 18F Possession: Marijuana | 19 | 19 | 0 | 0 | 0 | 16 | 3 |
| 21 Driving Under the Influence | 2 | 2 | 0 | 0 | 0 | 2 | 0 |
| 22 Liquor Laws | 25 | 24 | 0 | 0 | 1 | 19 | 6 |
| 23 Drunkenness | 7 | 7 | 0 | 0 | 0 | 6 | 1 |
| 24 Disorderly Conduct | 25 | 21 | 3 | 0 | 1 | 22 | 3 |
| 26 All Other Offenses (Except Traffic) | 40 | 38 | 2 | 0 | 0 | 29 | 11 |
| 27 Suspicion | 6 | 1 | 5 | 0 | 0 | 6 | 0 |
| 28 Curfew and Loitering Law Violations | 2 | 2 | 0 | 0 | 0 | 2 | 0 |
| 29 Run-Aways | 32 | 28 | 4 | 0 | 0 | 12 | 20 |
| Total for LINCOLN | 293 | 245 | 45 | 0 | 3 | 213 | 80 |
| LITTLE COMPTON | | | | | | | |
| 05 Burglary-Breaking or Entering | 5 | 5 | 0 | 0 | 0 | 5 | 0 |
| 06 Larceny-Theft (Except Motor Vehicle Theft) | 2 | 2 | 0 | 0 | 0 | 2 | 0 |
| 14 Vandalism | 6 | 6 | 0 | 0 | 0 | 4 | 2 |
| 18F Possession: Marijuana | 4 | 4 | 0 | 0 | 0 | 4 | 0 |
| 20 Offenses Against Family and Children | 1 | 1 | 0 | 0 | 0 | 1 | 0 |
| 22 Liquor Laws | 2 | 2 | 0 | 0 | 0 | 2 | 0 |
| 24 Disorderly Conduct | 1 | 1 | 0 | 0 | 0 | 1 | 0 |
| Total for LITTLE COMPTON | 21 | 21 | 0 | 0 | 0 | 19 | 2 |
| MIDDLETOWN | | | | | | | |
| 03 Robbery | 1 | 0 | 1 | 0 | 0 | 1 | 0 |
| 04 Aggravated Assault | 5 | 4 | 1 | 0 | 0 | 4 | 1 |
| 05 Burglary-Breaking or Entering | 9 | 5 | 3 | 1 | 0 | 9 | 0 |
| 06 Larceny-Theft (Except Motor Vehicle Theft) | 28 | 24 | 3 | 1 | 0 | 10 | 18 |
| 08 Other Assaults (Return A-5e) | 31 | 21 | 10 | 0 | 0 | 26 | 5 |
| 09 Arson | 4 | 4 | 0 | 0 | 0 | 4 | 0 |
| 10 Forgery and Counterfeiting | 4 | 4 | 0 | 0 | 0 | 0 | 4 |
| 11 Fraud | 2 | 2 | 0 | 0 | 0 | 0 | 2 |
| 14 Vandalism | 20 | 16 | 4 | 0 | 0 | 16 | 4 |

Arrest Data - Under 18 Years of Age

| | Total | White | Black | Am. Indian or Alaskan Native | Asian or Pacific Islander | Male | Female |
|---|------------|------------|-----------|---------------------------------------|---------------------------------|------------|-----------|
| 15 Weapons: Carrying, Possessing, etc. | 9 | 8 | 1 | 0 | 0 | 9 | 0 |
| 17 Sex Offenses (Except Forcible Rape/Prostitution) | 1 | 1 | 0 | 0 | 0 | 1 | 0 |
| 18B Sale/Manufacturing: Marijuana | 1 | 0 | 1 | 0 | 0 | 1 | 0 |
| 18F Possession: Marijuana | 7 | 7 | 0 | 0 | 0 | 5 | 2 |
| 20 Offenses Against Family and Children | 6 | 6 | 0 | 0 | 0 | 3 | 3 |
| 22 Liquor Laws | 7 | 3 | 4 | 0 | 0 | 7 | 0 |
| 24 Disorderly Conduct | 18 | 12 | 6 | 0 | 0 | 11 | 7 |
| 25 Vagrancy | 1 | 1 | 0 | 0 | 0 | 1 | 0 |
| 26 All Other Offenses (Except Traffic) | 39 | 33 | 6 | 0 | 0 | 28 | 11 |
| 28 Curfew and Loitering Law Violations | 1 | 1 | 0 | 0 | 0 | 1 | 0 |
| 29 Run-Aways | 32 | 28 | 2 | 2 | 0 | 14 | 18 |
| Total for MIDDLETOWN | 226 | 180 | 42 | 4 | 0 | 151 | 75 |
| NARRAGANSETT | | | | | | | |
| 04 Aggravated Assault | 1 | 1 | 0 | 0 | 0 | 1 | 0 |
| 05 Burglary-Breaking or Entering | 1 | 1 | 0 | 0 | 0 | 1 | 0 |
| 06 Larceny-Theft (Except Motor Vehicle Theft) | 8 | 8 | 0 | 0 | 0 | 6 | 2 |
| 07 Motor Vehicle Theft | 2 | 2 | 0 | 0 | 0 | 2 | 0 |
| 08 Other Assaults (Return A-5e) | 13 | 10 | 3 | 0 | 0 | 8 | 5 |
| 09 Arson | 2 | 2 | 0 | 0 | 0 | 2 | 0 |
| 14 Vandalism | 3 | 3 | 0 | 0 | 0 | 3 | 0 |
| 15 Weapons: Carrying, Possessing, etc. | 1 | 1 | 0 | 0 | 0 | 1 | 0 |
| 18F Possession: Marijuana | 4 | 4 | 0 | 0 | 0 | 3 | 1 |
| 22 Liquor Laws | 1 | 1 | 0 | 0 | 0 | 1 | 0 |
| 24 Disorderly Conduct | 8 | 6 | 2 | 0 | 0 | 8 | 0 |
| 26 All Other Offenses (Except Traffic) | 4 | 2 | 1 | 0 | 1 | 3 | 1 |
| 28 Curfew and Loitering Law Violations | 1 | 1 | 0 | 0 | 0 | 1 | 0 |
| 29 Run-Aways | 7 | 7 | 0 | 0 | 0 | 6 | 1 |
| Total for NARRAGANSETT | 56 | 49 | 6 | 0 | 1 | 46 | 10 |
| NEW SHOREHAM | | | | | | | |
| 06 Larceny-Theft (Except Motor Vehicle Theft) | 4 | 4 | 0 | 0 | 0 | 3 | 1 |
| 14 Vandalism | 2 | 2 | 0 | 0 | 0 | 2 | 0 |
| 18F Possession: Marijuana | 2 | 2 | 0 | 0 | 0 | 2 | 0 |
| 22 Liquor Laws | 6 | 6 | 0 | 0 | 0 | 5 | 1 |
| 26 All Other Offenses (Except Traffic) | 1 | 1 | 0 | 0 | 0 | 1 | 0 |
| Total for NEW SHOREHAM | 15 | 15 | 0 | 0 | 0 | 13 | 2 |
| NEWPORT | | | | | | | |
| 02 Forcible Rape | 4 | 1 | 3 | 0 | 0 | 4 | 0 |
| 03 Robbery | 6 | 1 | 5 | 0 | 0 | 6 | 0 |

Crime in Rhode Island 1997**Arrest Data - Under 18 Years of Age**

| | Total | White | Black | Am. Indian or Alaskan Native | Asian or Pacific Islander | Male | Female |
|---|-------|-------|-------|---------------------------------------|---------------------------------|------|--------|
| 04 Aggravated Assault | 15 | 6 | 9 | 0 | 0 | 12 | 3 |
| 05 Burglary-Breaking or Entering | 41 | 22 | 19 | 0 | 0 | 32 | 9 |
| 06 Larceny-Theft (Except Motor Vehicle Theft) | 95 | 59 | 33 | 0 | 3 | 58 | 37 |
| 07 Motor Vehicle Theft | 15 | 7 | 8 | 0 | 0 | 15 | 0 |
| 08 Other Assaults (Return A-5e) | 73 | 36 | 37 | 0 | 0 | 45 | 28 |
| 10 Forgery and Counterfeiting | 5 | 1 | 4 | 0 | 0 | 5 | 0 |
| 11 Fraud | 8 | 2 | 6 | 0 | 0 | 1 | 7 |
| 13 Stolen Property: Buying, Receiving, Possessing | 1 | 0 | 1 | 0 | 0 | 1 | 0 |
| 14 Vandalism | 40 | 31 | 9 | 0 | 0 | 32 | 8 |
| 15 Weapons: Carrying, Possessing, etc. | 9 | 6 | 3 | 0 | 0 | 4 | 5 |
| 17 Sex Offenses (Except Forcible Rape/Prostitution) | 1 | 0 | 1 | 0 | 0 | 1 | 0 |
| 18A Sale/Manufacturing: Opium or Cocaine | 5 | 0 | 5 | 0 | 0 | 5 | 0 |
| 18B Sale/Manufacturing: Marijuana | 4 | 0 | 4 | 0 | 0 | 4 | 0 |
| 18F Possession: Marijuana | 21 | 16 | 5 | 0 | 0 | 21 | 0 |
| 20 Offenses Against Family and Children | 1 | 1 | 0 | 0 | 0 | 1 | 0 |
| 22 Liquor Laws | 8 | 6 | 2 | 0 | 0 | 4 | 4 |
| 24 Disorderly Conduct | 15 | 10 | 5 | 0 | 0 | 8 | 7 |
| 26 All Other Offenses (Except Traffic) | 59 | 43 | 16 | 0 | 0 | 27 | 32 |
| 29 Run-Aways | 56 | 32 | 22 | 0 | 2 | 25 | 31 |
| Total for NEWPORT | 482 | 280 | 197 | 0 | 5 | 311 | 171 |
| NORTH KINGSTOWN | | | | | | | |
| 05 Burglary-Breaking or Entering | 17 | 16 | 1 | 0 | 0 | 17 | 0 |
| 06 Larceny-Theft (Except Motor Vehicle Theft) | 32 | 29 | 1 | 0 | 2 | 19 | 13 |
| 07 Motor Vehicle Theft | 6 | 5 | 1 | 0 | 0 | 4 | 2 |
| 08 Other Assaults (Return A-5e) | 18 | 16 | 2 | 0 | 0 | 13 | 5 |
| 09 Arson | 7 | 6 | 1 | 0 | 0 | 5 | 2 |
| 14 Vandalism | 20 | 20 | 0 | 0 | 0 | 17 | 3 |
| 15 Weapons: Carrying, Possessing, etc. | 7 | 6 | 1 | 0 | 0 | 6 | 1 |
| 17 Sex Offenses (Except Forcible Rape/Prostitution) | 1 | 1 | 0 | 0 | 0 | 1 | 0 |
| 18B Sale/Manufacturing: Marijuana | 2 | 2 | 0 | 0 | 0 | 2 | 0 |
| 18F Possession: Marijuana | 31 | 31 | 0 | 0 | 0 | 24 | 7 |
| 22 Liquor Laws | 11 | 10 | 1 | 0 | 0 | 7 | 4 |
| 24 Disorderly Conduct | 14 | 12 | 2 | 0 | 0 | 9 | 5 |
| 26 All Other Offenses (Except Traffic) | 51 | 47 | 4 | 0 | 0 | 31 | 20 |
| 27 Suspicion | 21 | 14 | 6 | 0 | 1 | 16 | 5 |
| 28 Curfew and Loitering Law Violations | 12 | 12 | 0 | 0 | 0 | 8 | 4 |
| 29 Run-Aways | 25 | 24 | 1 | 0 | 0 | 8 | 17 |
| Total for NORTH KINGSTOWN | 275 | 251 | 21 | 0 | 3 | 187 | 88 |

Arrest Data - Under 18 Years of Age

| | Total | White | Black | Am. Indian or Alaskan Native | Asian or Pacific Islander | Male | Female |
|---|-------|-------|-------|---------------------------------------|---------------------------------|------|--------|
| NORTH PROVIDENCE | | | | | | | |
| 02 Forcible Rape | 1 | 1 | 0 | 0 | 0 | 1 | 0 |
| 03 Robbery | 7 | 3 | 4 | 0 | 0 | 7 | 0 |
| 04 Aggravated Assault | 2 | 2 | 0 | 0 | 0 | 2 | 0 |
| 05 Burglary-Breaking or Entering | 13 | 12 | 1 | 0 | 0 | 13 | 0 |
| 06 Larceny-Theft (Except Motor Vehicle Theft) | 23 | 15 | 8 | 0 | 0 | 15 | 8 |
| 07 Motor Vehicle Theft | 4 | 2 | 2 | 0 | 0 | 3 | 1 |
| 08 Other Assaults (Return A-5e) | 47 | 34 | 13 | 0 | 0 | 36 | 11 |
| 09 Arson | 2 | 2 | 0 | 0 | 0 | 2 | 0 |
| 10 Forgery and Counterfeiting | 2 | 2 | 0 | 0 | 0 | 1 | 1 |
| 13 Stolen Property: Buying, Receiving, Possessing | 3 | 2 | 1 | 0 | 0 | 2 | 1 |
| 14 Vandalism | 18 | 15 | 3 | 0 | 0 | 17 | 1 |
| 15 Weapons: Carrying, Possessing, etc. | 6 | 6 | 0 | 0 | 0 | 6 | 0 |
| 18E Possession: Opium or Cocaine | 2 | 2 | 0 | 0 | 0 | 2 | 0 |
| 18F Possession: Marijuana | 5 | 5 | 0 | 0 | 0 | 5 | 0 |
| 20 Offenses Against Family and Children | 10 | 9 | 1 | 0 | 0 | 4 | 6 |
| 22 Liquor Laws | 1 | 1 | 0 | 0 | 0 | 1 | 0 |
| 24 Disorderly Conduct | 34 | 31 | 3 | 0 | 0 | 22 | 12 |
| 26 All Other Offenses (Except Traffic) | 12 | 7 | 5 | 0 | 0 | 11 | 1 |
| 27 Suspicion | 20 | 15 | 5 | 0 | 0 | 18 | 2 |
| 28 Curfew and Loitering Law Violations | 1 | 0 | 1 | 0 | 0 | 1 | 0 |
| 29 Run-Aways | 2 | 2 | 0 | 0 | 0 | 0 | 2 |
| Total for NORTH PROVIDENCE | 215 | 168 | 47 | 0 | 0 | 169 | 46 |
| NORTH SMITHFIELD | | | | | | | |
| 04 Aggravated Assault | 4 | 2 | 2 | 0 | 0 | 3 | 1 |
| 05 Burglary-Breaking or Entering | 4 | 4 | 0 | 0 | 0 | 4 | 0 |
| 06 Larceny-Theft (Except Motor Vehicle Theft) | 11 | 10 | 1 | 0 | 0 | 8 | 3 |
| 08 Other Assaults (Return A-5e) | 15 | 11 | 4 | 0 | 0 | 5 | 10 |
| 10 Forgery and Counterfeiting | 1 | 0 | 0 | 1 | 0 | 0 | 1 |
| 14 Vandalism | 21 | 19 | 1 | 0 | 1 | 16 | 5 |
| 15 Weapons: Carrying, Possessing, etc. | 3 | 3 | 0 | 0 | 0 | 3 | 0 |
| 18F Possession: Marijuana | 18 | 18 | 0 | 0 | 0 | 15 | 3 |
| 22 Liquor Laws | 17 | 16 | 0 | 1 | 0 | 15 | 2 |
| 24 Disorderly Conduct | 3 | 3 | 0 | 0 | 0 | 2 | 1 |
| 25 Vagrancy | 6 | 6 | 0 | 0 | 0 | 3 | 3 |
| 26 All Other Offenses (Except Traffic) | 13 | 12 | 1 | 0 | 0 | 7 | 6 |
| 29 Run-Aways | 8 | 6 | 2 | 0 | 0 | 4 | 4 |
| Total for NORTH SMITHFIELD | 124 | 110 | 11 | 2 | 1 | 85 | 39 |

Crime in Rhode Island 1997

Arrest Data - Under 18 Years of Age

| | Total | White | Black | Am. Indian or Alaskan Native | Asian or Pacific Islander | Male | Female |
|---|-------|-------|-------|---------------------------------------|---------------------------------|------|--------|
| PAWTUCKET | | | | | | | |
| 02 Forcible Rape | 1 | 1 | 0 | 0 | 0 | 1 | 0 |
| 03 Robbery | 14 | 12 | 2 | 0 | 0 | 11 | 3 |
| 04 Aggravated Assault | 64 | 50 | 14 | 0 | 0 | 41 | 23 |
| 05 Burglary-Breaking or Entering | 29 | 26 | 3 | 0 | 0 | 23 | 6 |
| 06 Larceny-Theft (Except Motor Vehicle Theft) | 73 | 53 | 20 | 0 | 0 | 53 | 20 |
| 07 Motor Vehicle Theft | 12 | 8 | 4 | 0 | 0 | 9 | 3 |
| 09 Arson | 1 | 1 | 0 | 0 | 0 | 1 | 0 |
| 13 Stolen Property: Buying, Receiving, Possessing | 12 | 11 | 1 | 0 | 0 | 10 | 2 |
| 14 Vandalism | 25 | 23 | 2 | 0 | 0 | 21 | 4 |
| 15 Weapons: Carrying, Possessing, etc. | 8 | 8 | 0 | 0 | 0 | 8 | 0 |
| 17 Sex Offenses (Except Forcible Rape/Prostitution) | 1 | 1 | 0 | 0 | 0 | 1 | 0 |
| 18A Sale/Manufacturing: Opium or Cocaine | 7 | 5 | 2 | 0 | 0 | 7 | 0 |
| 18B Sale/Manufacturing: Marijuana | 14 | 10 | 4 | 0 | 0 | 14 | 0 |
| 18F Possession: Marijuana | 1 | 1 | 0 | 0 | 0 | 1 | 0 |
| 20 Offenses Against Family and Children | 3 | 3 | 0 | 0 | 0 | 3 | 0 |
| 22 Liquor Laws | 1 | 1 | 0 | 0 | 0 | 1 | 0 |
| 24 Disorderly Conduct | 20 | 17 | 3 | 0 | 0 | 17 | 3 |
| 26 All Other Offenses (Except Traffic) | 87 | 66 | 21 | 0 | 0 | 73 | 14 |
| Total for PAWTUCKET | 373 | 297 | 76 | 0 | 0 | 295 | 78 |
| PORTSMOUTH | | | | | | | |
| 02 Forcible Rape | 1 | 1 | 0 | 0 | 0 | 1 | 0 |
| 04 Aggravated Assault | 4 | 4 | 0 | 0 | 0 | 2 | 2 |
| 05 Burglary-Breaking or Entering | 5 | 5 | 0 | 0 | 0 | 4 | 1 |
| 06 Larceny-Theft (Except Motor Vehicle Theft) | 12 | 10 | 2 | 0 | 0 | 6 | 6 |
| 08 Other Assaults (Return A-5e) | 23 | 19 | 4 | 0 | 0 | 9 | 14 |
| 09 Arson | 3 | 3 | 0 | 0 | 0 | 3 | 0 |
| 11 Fraud | 1 | 1 | 0 | 0 | 0 | 1 | 0 |
| 14 Vandalism | 11 | 11 | 0 | 0 | 0 | 9 | 2 |
| 15 Weapons: Carrying, Possessing, etc. | 3 | 3 | 0 | 0 | 0 | 3 | 0 |
| 18F Possession: Marijuana | 22 | 21 | 1 | 0 | 0 | 17 | 5 |
| 20 Offenses Against Family and Children | 26 | 25 | 0 | 0 | 1 | 5 | 21 |
| 21 Driving Under the Influence | 2 | 2 | 0 | 0 | 0 | 1 | 1 |
| 22 Liquor Laws | 12 | 12 | 0 | 0 | 0 | 10 | 2 |
| 24 Disorderly Conduct | 5 | 4 | 1 | 0 | 0 | 3 | 2 |
| 25 Vagrancy | 2 | 2 | 0 | 0 | 0 | 2 | 0 |
| 26 All Other Offenses (Except Traffic) | 36 | 31 | 4 | 0 | 1 | 16 | 20 |
| 29 Run-Aways | 115 | 99 | 15 | 1 | 0 | 12 | 103 |
| Total for PORTSMOUTH | 283 | 253 | 27 | 1 | 2 | 104 | 179 |

Arrest Data - Under 18 Years of Age

| | Total | White | Black | Am. Indian or Alaskan Native | Asian or Pacific Islander | Male | Female |
|---|------------|------------|------------|---------------------------------------|---------------------------------|------------|-----------|
| PROVIDENCE | | | | | | | |
| 02 Forcible Rape | 4 | 1 | 3 | 0 | 0 | 4 | 0 |
| 03 Robbery | 21 | 6 | 14 | 1 | 0 | 21 | 0 |
| 04 Aggravated Assault | 41 | 22 | 17 | 2 | 0 | 33 | 8 |
| 05 Burglary-Breaking or Entering | 22 | 18 | 2 | 0 | 2 | 20 | 2 |
| 06 Larceny-Theft (Except Motor Vehicle Theft) | 61 | 33 | 24 | 1 | 3 | 49 | 12 |
| 07 Motor Vehicle Theft | 50 | 26 | 19 | 0 | 5 | 44 | 6 |
| 08 Other Assaults (Return A-5e) | 109 | 58 | 44 | 3 | 4 | 94 | 15 |
| 09 Arson | 4 | 2 | 2 | 0 | 0 | 2 | 2 |
| 10 Forgery and Counterfeiting | 2 | 1 | 1 | 0 | 0 | 1 | 1 |
| 12 Embezzlement | 1 | 1 | 0 | 0 | 0 | 1 | 0 |
| 13 Stolen Property: Buying, Receiving, Possessing | 20 | 15 | 3 | 0 | 2 | 19 | 1 |
| 14 Vandalism | 48 | 31 | 15 | 0 | 2 | 46 | 2 |
| 15 Weapons: Carrying, Possessing, etc. | 24 | 13 | 11 | 0 | 0 | 20 | 4 |
| 16 Prostitution and Commercialized Vice | 3 | 1 | 1 | 1 | 0 | 2 | 1 |
| 17 Sex Offenses (Except Forcible Rape/Prostitution) | 5 | 2 | 3 | 0 | 0 | 5 | 0 |
| 18A Sale/Manufacturing: Opium or Cocaine | 20 | 9 | 6 | 1 | 4 | 19 | 1 |
| 18B Sale/Manufacturing: Marijuana | 22 | 5 | 11 | 0 | 6 | 19 | 3 |
| 18E Possession: Opium or Cocaine | 23 | 7 | 15 | 0 | 1 | 22 | 1 |
| 18F Possession: Marijuana | 22 | 14 | 6 | 0 | 2 | 20 | 2 |
| 18G Possession: Synthetic Narcotics | 1 | 1 | 0 | 0 | 0 | 1 | 0 |
| 20 Offenses Against Family and Children | 13 | 5 | 6 | 0 | 2 | 10 | 3 |
| 21 Driving Under the Influence | 2 | 2 | 0 | 0 | 0 | 2 | 0 |
| 22 Liquor Laws | 8 | 4 | 1 | 0 | 3 | 8 | 0 |
| 24 Disorderly Conduct | 30 | 17 | 12 | 1 | 0 | 27 | 3 |
| 26 All Other Offenses (Except Traffic) | 194 | 91 | 84 | 4 | 15 | 165 | 29 |
| Total for PROVIDENCE | 750 | 385 | 300 | 14 | 51 | 654 | 96 |
| RICHMOND | | | | | | | |
| 04 Aggravated Assault | 10 | 9 | 1 | 0 | 0 | 9 | 1 |
| 05 Burglary-Breaking or Entering | 1 | 1 | 0 | 0 | 0 | 1 | 0 |
| 06 Larceny-Theft (Except Motor Vehicle Theft) | 2 | 2 | 0 | 0 | 0 | 1 | 1 |
| 08 Other Assaults (Return A-5e) | 5 | 4 | 1 | 0 | 0 | 5 | 0 |
| 09 Arson | 2 | 2 | 0 | 0 | 0 | 2 | 0 |
| 13 Stolen Property: Buying, Receiving, Possessing | 2 | 2 | 0 | 0 | 0 | 2 | 0 |
| 14 Vandalism | 11 | 11 | 0 | 0 | 0 | 10 | 1 |
| 15 Weapons: Carrying, Possessing, etc. | 2 | 2 | 0 | 0 | 0 | 2 | 0 |

Arrest Data - Under 18 Years of Age

| | Total | White | Black | Am. Indian or Alaskan Native | Asian or Pacific Islander | Male | Female |
|---|------------|------------|----------|---------------------------------------|---------------------------------|-----------|-----------|
| 18F Possession: Marijuana | 18 | 18 | 0 | 0 | 0 | 16 | 2 |
| 22 Liquor Laws | 1 | 1 | 0 | 0 | 0 | 1 | 0 |
| 24 Disorderly Conduct | 14 | 14 | 0 | 0 | 0 | 11 | 3 |
| 26 All Other Offenses (Except Traffic) | 2 | 2 | 0 | 0 | 0 | 2 | 0 |
| 29 Run-Aways | 5 | 5 | 0 | 0 | 0 | 2 | 3 |
| Total for RICHMOND | 75 | 73 | 2 | 0 | 0 | 64 | 11 |
| SCITUATE | | | | | | | |
| 05 Burglary-Breaking or Entering | 1 | 1 | 0 | 0 | 0 | 1 | 0 |
| 08 Other Assaults (Return A-5e) | 3 | 3 | 0 | 0 | 0 | 2 | 1 |
| 14 Vandalism | 3 | 3 | 0 | 0 | 0 | 0 | 3 |
| 15 Weapons: Carrying, Possessing, etc. | 1 | 1 | 0 | 0 | 0 | 1 | 0 |
| 18C Sale/Manufacturing: Synthetic Narcotics | 2 | 2 | 0 | 0 | 0 | 2 | 0 |
| 18F Possession: Marijuana | 7 | 7 | 0 | 0 | 0 | 6 | 1 |
| 22 Liquor Laws | 2 | 2 | 0 | 0 | 0 | 2 | 0 |
| 24 Disorderly Conduct | 1 | 1 | 0 | 0 | 0 | 1 | 0 |
| 26 All Other Offenses (Except Traffic) | 22 | 22 | 0 | 0 | 0 | 18 | 4 |
| 29 Run-Aways | 2 | 2 | 0 | 0 | 0 | 0 | 2 |
| Total for SCITUATE | 44 | 44 | 0 | 0 | 0 | 33 | 11 |
| SMITHFIELD | | | | | | | |
| 03 Robbery | 2 | 2 | 0 | 0 | 0 | 2 | 0 |
| 04 Aggravated Assault | 2 | 2 | 0 | 0 | 0 | 1 | 1 |
| 05 Burglary-Breaking or Entering | 10 | 10 | 0 | 0 | 0 | 8 | 2 |
| 06 Larceny-Theft (Except Motor Vehicle Theft) | 22 | 21 | 1 | 0 | 0 | 22 | 0 |
| 08 Other Assaults (Return A-5e) | 23 | 18 | 5 | 0 | 0 | 8 | 15 |
| 10 Forgery and Counterfeiting | 1 | 1 | 0 | 0 | 0 | 1 | 0 |
| 13 Stolen Property: Buying, Receiving, Possessing | 5 | 5 | 0 | 0 | 0 | 5 | 0 |
| 14 Vandalism | 2 | 1 | 1 | 0 | 0 | 2 | 0 |
| 15 Weapons: Carrying, Possessing, etc. | 1 | 1 | 0 | 0 | 0 | 1 | 0 |
| 18F Possession: Marijuana | 9 | 9 | 0 | 0 | 0 | 9 | 0 |
| 20 Offenses Against Family and Children | 5 | 4 | 1 | 0 | 0 | 2 | 3 |
| 21 Driving Under the Influence | 1 | 1 | 0 | 0 | 0 | 1 | 0 |
| 22 Liquor Laws | 7 | 7 | 0 | 0 | 0 | 7 | 0 |
| 24 Disorderly Conduct | 2 | 2 | 0 | 0 | 0 | 1 | 1 |
| 25 Vagrancy | 1 | 1 | 0 | 0 | 0 | 1 | 0 |
| 26 All Other Offenses (Except Traffic) | 14 | 14 | 0 | 0 | 0 | 11 | 3 |
| 29 Run-Aways | 1 | 1 | 0 | 0 | 0 | 0 | 1 |
| Total for SMITHFIELD | 108 | 100 | 8 | 0 | 0 | 82 | 26 |

Arrest Data - Under 18 Years of Age

| | Total | White | Black | Am. Indian or Alaskan Native | Asian or Pacific Islander | Male | Female |
|---|------------|------------|-----------|---------------------------------------|---------------------------------|------------|------------|
| SOUTH KINGSTOWN | | | | | | | |
| 04 Aggravated Assault | 1 | 1 | 0 | 0 | 0 | 1 | 0 |
| 05 Burglary-Breaking or Entering | 13 | 9 | 4 | 0 | 0 | 7 | 6 |
| 06 Larceny-Theft (Except Motor Vehicle Theft) | 49 | 42 | 7 | 0 | 0 | 34 | 15 |
| 08 Other Assaults (Return A-5e) | 64 | 51 | 13 | 0 | 0 | 45 | 19 |
| 09 Arson | 7 | 6 | 1 | 0 | 0 | 7 | 0 |
| 11 Fraud | 3 | 3 | 0 | 0 | 0 | 2 | 1 |
| 13 Stolen Property: Buying, Receiving, Possessing | 14 | 12 | 2 | 0 | 0 | 13 | 1 |
| 14 Vandalism | 32 | 24 | 8 | 0 | 0 | 30 | 2 |
| 15 Weapons: Carrying, Possessing, etc. | 4 | 4 | 0 | 0 | 0 | 3 | 1 |
| 18F Possession: Marijuana | 12 | 12 | 0 | 0 | 0 | 9 | 3 |
| 22 Liquor Laws | 8 | 8 | 0 | 0 | 0 | 7 | 1 |
| 24 Disorderly Conduct | 16 | 10 | 6 | 0 | 0 | 12 | 4 |
| 26 All Other Offenses (Except Traffic) | 83 | 77 | 6 | 0 | 0 | 58 | 25 |
| 29 Run-Aways | 120 | 99 | 21 | 0 | 0 | 72 | 48 |
| Total for SOUTH KINGSTOWN | 426 | 358 | 68 | 0 | 0 | 300 | 126 |
| SP CHEPACHET(State Police) | | | | | | | |
| 04 Aggravated Assault | 1 | 0 | 1 | 0 | 0 | 1 | 0 |
| 08 Other Assaults (Return A-5e) | 5 | 3 | 2 | 0 | 0 | 4 | 1 |
| 18F Possession: Marijuana | 2 | 2 | 0 | 0 | 0 | 2 | 0 |
| 24 Disorderly Conduct | 1 | 1 | 0 | 0 | 0 | 1 | 0 |
| 26 All Other Offenses (Except Traffic) | 5 | 5 | 0 | 0 | 0 | 5 | 0 |
| 29 Run-Aways | 3 | 2 | 1 | 0 | 0 | 3 | 0 |
| Total for SP CHEPACHET | 17 | 13 | 4 | 0 | 0 | 16 | 1 |
| SP HOPE VALLEY(State Police) | | | | | | | |
| 03 Robbery | 3 | 1 | 2 | 0 | 0 | 3 | 0 |
| 04 Aggravated Assault | 2 | 2 | 0 | 0 | 0 | 2 | 0 |
| 05 Burglary-Breaking or Entering | 5 | 5 | 0 | 0 | 0 | 5 | 0 |
| 06 Larceny-Theft (Except Motor Vehicle Theft) | 4 | 4 | 0 | 0 | 0 | 4 | 0 |
| 07 Motor Vehicle Theft | 2 | 2 | 0 | 0 | 0 | 2 | 0 |
| 08 Other Assaults (Return A-5e) | 12 | 12 | 0 | 0 | 0 | 11 | 1 |
| 13 Stolen Property: Buying, Receiving, Possessing | 1 | 1 | 0 | 0 | 0 | 0 | 1 |
| 14 Vandalism | 6 | 6 | 0 | 0 | 0 | 6 | 0 |
| 15 Weapons: Carrying, Possessing, etc. | 3 | 2 | 1 | 0 | 0 | 3 | 0 |
| 18B Sale/Manufacturing: Marijuana | 1 | 1 | 0 | 0 | 0 | 1 | 0 |
| 18F Possession: Marijuana | 2 | 2 | 0 | 0 | 0 | 2 | 0 |
| 24 Disorderly Conduct | 2 | 2 | 0 | 0 | 0 | 2 | 0 |
| 26 All Other Offenses (Except Traffic) | 10 | 10 | 0 | 0 | 0 | 10 | 0 |
| 29 Run-Aways | 32 | 30 | 2 | 0 | 0 | 23 | 9 |
| Total for SP HOPE VALLEY | 85 | 80 | 5 | 0 | 0 | 74 | 11 |

Arrest Data - Under 18 Years of Age

| | Total | White | Black | Am. Indian or Alaskan Native | Asian or Pacific Islander | Male | Female |
|---|-----------|-----------|-----------|---------------------------------------|---------------------------------|-----------|-----------|
| SP LINCOLN(State Police) | | | | | | | |
| 01B Manslaughter by Negligence | 1 | 1 | 0 | 0 | 0 | 1 | 0 |
| 02 Forcible Rape | 1 | 1 | 0 | 0 | 0 | 1 | 0 |
| 04 Aggravated Assault | 1 | 0 | 1 | 0 | 0 | 1 | 0 |
| 05 Burglary-Breaking or Entering | 2 | 2 | 0 | 0 | 0 | 2 | 0 |
| 06 Larceny-Theft (Except Motor Vehicle Theft) | 2 | 2 | 0 | 0 | 0 | 2 | 0 |
| 07 Motor Vehicle Theft | 5 | 1 | 4 | 0 | 0 | 4 | 1 |
| 08 Other Assaults (Return A-5e) | 25 | 10 | 15 | 0 | 0 | 22 | 3 |
| 09 Arson | 1 | 1 | 0 | 0 | 0 | 1 | 0 |
| 11 Fraud | 1 | 1 | 0 | 0 | 0 | 0 | 1 |
| 14 Vandalism | 1 | 1 | 0 | 0 | 0 | 1 | 0 |
| 17 Sex Offenses (Except Forcible Rape/Prostitution) | 1 | 0 | 1 | 0 | 0 | 1 | 0 |
| 18A Sale/Manufacturing: Opium or Cocaine | 1 | 1 | 0 | 0 | 0 | 1 | 0 |
| 18E Possession: Opium or Cocaine | 1 | 1 | 0 | 0 | 0 | 1 | 0 |
| 18F Possession: Marijuana | 3 | 1 | 2 | 0 | 0 | 2 | 1 |
| 24 Disorderly Conduct | 4 | 3 | 1 | 0 | 0 | 1 | 3 |
| 26 All Other Offenses (Except Traffic) | 32 | 23 | 9 | 0 | 0 | 20 | 12 |
| 29 Run-Aways | 9 | 8 | 1 | 0 | 0 | 4 | 5 |
| Total for SP LINCOLN | 91 | 57 | 34 | 0 | 0 | 65 | 26 |
| SP PORTSMOUTH(State Police) | | | | | | | |
| 26 All Other Offenses (Except Traffic) | 2 | 2 | 0 | 0 | 0 | 2 | 0 |
| 29 Run-Aways | 2 | 2 | 0 | 0 | 0 | 2 | 0 |
| Total for SP PORTSMOUTH | 4 | 4 | 0 | 0 | 0 | 4 | 0 |
| SP WICKFORD(State Police) | | | | | | | |
| 05 Burglary-Breaking or Entering | 5 | 5 | 0 | 0 | 0 | 5 | 0 |
| 08 Other Assaults (Return A-5e) | 3 | 2 | 1 | 0 | 0 | 2 | 1 |
| 14 Vandalism | 1 | 1 | 0 | 0 | 0 | 1 | 0 |
| 17 Sex Offenses (Except Forcible Rape/Prostitution) | 1 | 1 | 0 | 0 | 0 | 1 | 0 |
| 18B Sale/Manufacturing: Marijuana | 1 | 1 | 0 | 0 | 0 | 1 | 0 |
| 26 All Other Offenses (Except Traffic) | 9 | 8 | 1 | 0 | 0 | 8 | 1 |
| 29 Run-Aways | 4 | 4 | 0 | 0 | 0 | 3 | 1 |
| Total for SP WICKFORD | 24 | 22 | 2 | 0 | 0 | 21 | 3 |
| TIVERTON | | | | | | | |
| 03 Robbery | 1 | 1 | 0 | 0 | 0 | 1 | 0 |
| 04 Aggravated Assault | 1 | 1 | 0 | 0 | 0 | 1 | 0 |
| 05 Burglary-Breaking or Entering | 5 | 5 | 0 | 0 | 0 | 5 | 0 |
| 06 Larceny-Theft (Except Motor Vehicle Theft) | 4 | 4 | 0 | 0 | 0 | 2 | 2 |

Arrest Data - Under 18 Years of Age

| | Total | White | Black | Am. Indian or Alaskan Native | Asian or Pacific Islander | Male | Female |
|---|------------|------------|----------|---------------------------------------|---------------------------------|-----------|-----------|
| 08 Other Assaults (Return A-5e) | 20 | 19 | 1 | 0 | 0 | 10 | 10 |
| 09 Arson | 1 | 1 | 0 | 0 | 0 | 1 | 0 |
| 14 Vandalism | 7 | 6 | 1 | 0 | 0 | 6 | 1 |
| 15 Weapons: Carrying, Possessing, etc. | 2 | 2 | 0 | 0 | 0 | 2 | 0 |
| 17 Sex Offenses (Except Forcible Rape/Prostitution) | 2 | 2 | 0 | 0 | 0 | 2 | 0 |
| 18F Possession: Marijuana | 4 | 4 | 0 | 0 | 0 | 4 | 0 |
| 20 Offenses Against Family and Children | 5 | 5 | 0 | 0 | 0 | 3 | 2 |
| 21 Driving Under the Influence | 2 | 2 | 0 | 0 | 0 | 2 | 0 |
| 22 Liquor Laws | 4 | 4 | 0 | 0 | 0 | 1 | 3 |
| 24 Disorderly Conduct | 11 | 11 | 0 | 0 | 0 | 10 | 1 |
| 25 Vagrancy | 2 | 2 | 0 | 0 | 0 | 0 | 2 |
| 26 All Other Offenses (Except Traffic) | 34 | 34 | 0 | 0 | 0 | 23 | 11 |
| 28 Curfew and Loitering Law Violations | 4 | 4 | 0 | 0 | 0 | 2 | 2 |
| 29 Run-Aways | 3 | 3 | 0 | 0 | 0 | 1 | 2 |
| Total for TIVERTON | 112 | 110 | 2 | 0 | 0 | 76 | 36 |
| UNIVERSITY OF RHODE ISLAND(URI) | | | | | | | |
| 09 Arson | 1 | 1 | 0 | 0 | 0 | 1 | 0 |
| 18F Possession: Marijuana | 2 | 2 | 0 | 0 | 0 | 2 | 0 |
| Total for UNIVERSITY OF RHODE ISLAND | 3 | 3 | 0 | 0 | 0 | 3 | 0 |
| WARREN | | | | | | | |
| 04 Aggravated Assault | 3 | 3 | 0 | 0 | 0 | 3 | 0 |
| 05 Burglary-Breaking or Entering | 4 | 4 | 0 | 0 | 0 | 2 | 2 |
| 06 Larceny-Theft (Except Motor Vehicle Theft) | 6 | 6 | 0 | 0 | 0 | 3 | 3 |
| 08 Other Assaults (Return A-5e) | 16 | 14 | 2 | 0 | 0 | 12 | 4 |
| 09 Arson | 3 | 3 | 0 | 0 | 0 | 3 | 0 |
| 13 Stolen Property: Buying, Receiving, Possessing | 4 | 4 | 0 | 0 | 0 | 3 | 1 |
| 14 Vandalism | 7 | 7 | 0 | 0 | 0 | 6 | 1 |
| 15 Weapons: Carrying, Possessing, etc. | 2 | 2 | 0 | 0 | 0 | 2 | 0 |
| 18F Possession: Marijuana | 4 | 4 | 0 | 0 | 0 | 4 | 0 |
| 20 Offenses Against Family and Children | 4 | 4 | 0 | 0 | 0 | 3 | 1 |
| 22 Liquor Laws | 6 | 5 | 1 | 0 | 0 | 6 | 0 |
| 24 Disorderly Conduct | 3 | 2 | 1 | 0 | 0 | 1 | 2 |
| 25 Vagrancy | 4 | 4 | 0 | 0 | 0 | 4 | 0 |
| 26 All Other Offenses (Except Traffic) | 28 | 25 | 2 | 1 | 0 | 24 | 4 |
| 28 Curfew and Loitering Law Violations | 2 | 1 | 1 | 0 | 0 | 0 | 2 |
| 29 Run-Aways | 2 | 2 | 0 | 0 | 0 | 0 | 2 |
| Total for WARREN | 98 | 90 | 7 | 1 | 0 | 76 | 22 |

Arrest Data - Under 18 Years of Age


| | Total | White | Black | Am. Indian or Alaskan Native | Asian or Pacific Islander | Male | Female |
|---|------------|------------|------------|---------------------------------------|---------------------------------|------------|------------|
| WARWICK | | | | | | | |
| 01A Murder and Nonnegligent Manslaughter | 3 | 3 | 0 | 0 | 0 | 3 | 0 |
| 03 Robbery | 1 | 0 | 1 | 0 | 0 | 1 | 0 |
| 04 Aggravated Assault | 24 | 24 | 0 | 0 | 0 | 22 | 2 |
| 05 Burglary-Breaking or Entering | 43 | 40 | 3 | 0 | 0 | 40 | 3 |
| 06 Larceny-Theft (Except Motor Vehicle Theft) | 508 | 388 | 83 | 0 | 37 | 261 | 247 |
| 07 Motor Vehicle Theft | 24 | 18 | 6 | 0 | 0 | 16 | 8 |
| 08 Other Assaults (Return A-5e) | 87 | 82 | 5 | 0 | 0 | 67 | 20 |
| 09 Arson | 3 | 3 | 0 | 0 | 0 | 3 | 0 |
| 10 Forgery and Counterfeiting | 2 | 0 | 2 | 0 | 0 | 2 | 0 |
| 11 Fraud | 6 | 6 | 0 | 0 | 0 | 2 | 4 |
| 12 Embezzlement | 4 | 4 | 0 | 0 | 0 | 3 | 1 |
| 13 Stolen Property: Buying, Receiving, Possessing | 4 | 2 | 2 | 0 | 0 | 4 | 0 |
| 14 Vandalism | 50 | 48 | 2 | 0 | 0 | 38 | 12 |
| 15 Weapons: Carrying, Possessing, etc. | 16 | 15 | 1 | 0 | 0 | 14 | 2 |
| 17 Sex Offenses (Except Forcible Rape/Prostitution) | 1 | 1 | 0 | 0 | 0 | 1 | 0 |
| 18E Possession: Opium or Cocaine | 2 | 2 | 0 | 0 | 0 | 1 | 1 |
| 18F Possession: Marijuana | 65 | 64 | 0 | 0 | 1 | 61 | 4 |
| 20 Offenses Against Family and Children | 1 | 1 | 0 | 0 | 0 | 1 | 0 |
| 21 Driving Under the Influence | 2 | 2 | 0 | 0 | 0 | 2 | 0 |
| 22 Liquor Laws | 20 | 19 | 1 | 0 | 0 | 17 | 3 |
| 24 Disorderly Conduct | 38 | 36 | 1 | 0 | 1 | 32 | 6 |
| 26 All Other Offenses (Except Traffic) | 63 | 60 | 3 | 0 | 0 | 42 | 21 |
| Total for WARWICK | 967 | 818 | 110 | 0 | 39 | 633 | 334 |
| WEST GREENWICH | | | | | | | |
| 06 Larceny-Theft (Except Motor Vehicle Theft) | 3 | 3 | 0 | 0 | 0 | 3 | 0 |
| 07 Motor Vehicle Theft | 2 | 2 | 0 | 0 | 0 | 2 | 0 |
| 08 Other Assaults (Return A-5e) | 7 | 7 | 0 | 0 | 0 | 5 | 2 |
| 14 Vandalism | 5 | 5 | 0 | 0 | 0 | 5 | 0 |
| 18F Possession: Marijuana | 4 | 4 | 0 | 0 | 0 | 4 | 0 |
| 22 Liquor Laws | 11 | 11 | 0 | 0 | 0 | 8 | 3 |
| 24 Disorderly Conduct | 1 | 1 | 0 | 0 | 0 | 0 | 1 |
| 26 All Other Offenses (Except Traffic) | 5 | 5 | 0 | 0 | 0 | 4 | 1 |
| Total for WEST GREENWICH | 38 | 38 | 0 | 0 | 0 | 31 | 7 |
| WEST WARWICK | | | | | | | |
| 02 Forcible Rape | 1 | 1 | 0 | 0 | 0 | 1 | 0 |
| 03 Robbery | 2 | 2 | 0 | 0 | 0 | 2 | 0 |
| 04 Aggravated Assault | 12 | 12 | 0 | 0 | 0 | 7 | 5 |

Arrest Data - Under 18 Years of Age

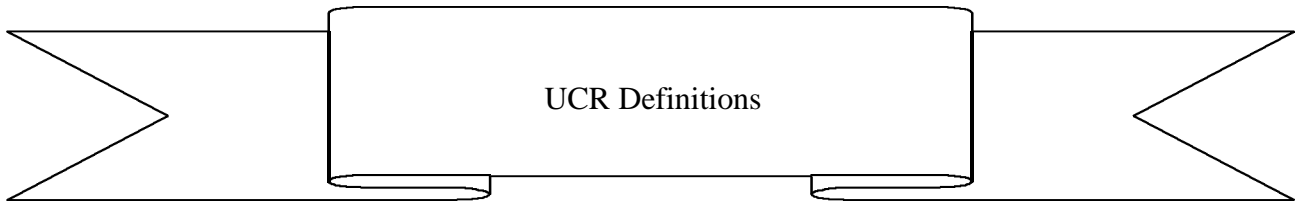
| | Total | White | Black | Am. Indian or Alaskan Native | Asian or Pacific Islander | Male | Female |
|---|------------|------------|----------|---------------------------------------|---------------------------------|------------|-----------|
| 05 Burglary-Breaking or Entering | 28 | 28 | 0 | 0 | 0 | 19 | 9 |
| 06 Larceny-Theft (Except Motor Vehicle Theft) | 72 | 69 | 3 | 0 | 0 | 60 | 12 |
| 07 Motor Vehicle Theft | 2 | 1 | 1 | 0 | 0 | 1 | 1 |
| 08 Other Assaults (Return A-5e) | 57 | 56 | 0 | 0 | 1 | 46 | 11 |
| 09 Arson | 3 | 3 | 0 | 0 | 0 | 3 | 0 |
| 10 Forgery and Counterfeiting | 1 | 1 | 0 | 0 | 0 | 1 | 0 |
| 13 Stolen Property: Buying, Receiving, Possessing | 4 | 4 | 0 | 0 | 0 | 3 | 1 |
| 14 Vandalism | 70 | 70 | 0 | 0 | 0 | 60 | 10 |
| 15 Weapons: Carrying, Possessing, etc. | 2 | 2 | 0 | 0 | 0 | 2 | 0 |
| 17 Sex Offenses (Except Forcible Rape/Prostitution) | 1 | 1 | 0 | 0 | 0 | 0 | 1 |
| 18F Possession: Marijuana | 30 | 30 | 0 | 0 | 0 | 26 | 4 |
| 21 Driving Under the Influence | 1 | 1 | 0 | 0 | 0 | 0 | 1 |
| 22 Liquor Laws | 26 | 25 | 1 | 0 | 0 | 18 | 8 |
| 23 Drunkenness | 1 | 1 | 0 | 0 | 0 | 1 | 0 |
| 24 Disorderly Conduct | 38 | 38 | 0 | 0 | 0 | 28 | 10 |
| 26 All Other Offenses (Except Traffic) | 32 | 32 | 0 | 0 | 0 | 32 | 0 |
| Total for WEST WARWICK | 383 | 377 | 5 | 0 | 1 | 310 | 73 |
| WESTERLY | | | | | | | |
| 03 Robbery | 2 | 2 | 0 | 0 | 0 | 0 | 2 |
| 04 Aggravated Assault | 2 | 2 | 0 | 0 | 0 | 1 | 1 |
| 05 Burglary-Breaking or Entering | 6 | 6 | 0 | 0 | 0 | 5 | 1 |
| 06 Larceny-Theft (Except Motor Vehicle Theft) | 39 | 39 | 0 | 0 | 0 | 21 | 18 |
| 07 Motor Vehicle Theft | 6 | 4 | 2 | 0 | 0 | 6 | 0 |
| 08 Other Assaults (Return A-5e) | 25 | 25 | 0 | 0 | 0 | 15 | 10 |
| 09 Arson | 1 | 1 | 0 | 0 | 0 | 1 | 0 |
| 13 Stolen Property: Buying, Receiving, Possessing | 8 | 7 | 1 | 0 | 0 | 7 | 1 |
| 14 Vandalism | 25 | 24 | 1 | 0 | 0 | 21 | 4 |
| 15 Weapons: Carrying, Possessing, etc. | 3 | 3 | 0 | 0 | 0 | 3 | 0 |
| 18B Sale/Manufacturing: Marijuana | 1 | 1 | 0 | 0 | 0 | 0 | 1 |
| 18F Possession: Marijuana | 13 | 12 | 1 | 0 | 0 | 10 | 3 |
| 20 Offenses Against Family and Children | 1 | 1 | 0 | 0 | 0 | 1 | 0 |
| 21 Driving Under the Influence | 1 | 1 | 0 | 0 | 0 | 1 | 0 |
| 22 Liquor Laws | 15 | 15 | 0 | 0 | 0 | 13 | 2 |
| 24 Disorderly Conduct | 19 | 17 | 2 | 0 | 0 | 13 | 6 |
| 26 All Other Offenses (Except Traffic) | 23 | 22 | 1 | 0 | 0 | 20 | 3 |
| 28 Curfew and Loitering Law Violations | 21 | 20 | 1 | 0 | 0 | 16 | 5 |
| 29 Run-Aways | 13 | 13 | 0 | 0 | 0 | 5 | 8 |
| Total for WESTERLY | 224 | 215 | 9 | 0 | 0 | 159 | 65 |

Arrest Data - Under 18 Years of Age

| | Total | White | Black | Am. Indian or Alaskan Native | Asian or Pacific Islander | Male | Female |
|---|------------|------------|------------|---------------------------------------|---------------------------------|------------|------------|
| WOONSOCKET | | | | | | | |
| 02 Forcible Rape | 3 | 2 | 1 | 0 | 0 | 3 | 0 |
| 03 Robbery | 8 | 5 | 3 | 0 | 0 | 8 | 0 |
| 04 Aggravated Assault | 48 | 39 | 8 | 0 | 1 | 31 | 17 |
| 05 Burglary-Breaking or Entering | 19 | 17 | 2 | 0 | 0 | 16 | 3 |
| 06 Larceny-Theft (Except Motor Vehicle Theft) | 72 | 58 | 9 | 0 | 5 | 51 | 21 |
| 07 Motor Vehicle Theft | 19 | 11 | 5 | 0 | 3 | 16 | 3 |
| 08 Other Assaults (Return A-5e) | 18 | 13 | 4 | 0 | 1 | 17 | 1 |
| 09 Arson | 11 | 10 | 1 | 0 | 0 | 11 | 0 |
| 11 Fraud | 1 | 1 | 0 | 0 | 0 | 1 | 0 |
| 12 Embezzlement | 2 | 1 | 1 | 0 | 0 | 2 | 0 |
| 13 Stolen Property: Buying, Receiving, Possessing | 13 | 12 | 0 | 0 | 1 | 7 | 6 |
| 14 Vandalism | 44 | 35 | 5 | 0 | 4 | 37 | 7 |
| 15 Weapons: Carrying, Possessing, etc. | 19 | 16 | 3 | 0 | 0 | 15 | 4 |
| 16 Prostitution and Commercialized Vice | 2 | 2 | 0 | 0 | 0 | 0 | 2 |
| 17 Sex Offenses (Except Forcible Rape/Prostitution) | 16 | 16 | 0 | 0 | 0 | 16 | 0 |
| 18A Sale/Manufacturing: Opium or Cocaine | 3 | 2 | 1 | 0 | 0 | 3 | 0 |
| 18B Sale/Manufacturing: Marijuana | 6 | 6 | 0 | 0 | 0 | 5 | 1 |
| 18C Sale/Manufacturing: Synthetic Narcotics | 1 | 0 | 0 | 0 | 1 | 1 | 0 |
| 18E Possession: Opium or Cocaine | 5 | 4 | 1 | 0 | 0 | 4 | 1 |
| 18F Possession: Marijuana | 27 | 23 | 3 | 0 | 1 | 25 | 2 |
| 18G Possession: Synthetic Narcotics | 1 | 1 | 0 | 0 | 0 | 1 | 0 |
| 20 Offenses Against Family and Children | 3 | 3 | 0 | 0 | 0 | 3 | 0 |
| 22 Liquor Laws | 7 | 5 | 2 | 0 | 0 | 7 | 0 |
| 23 Drunkenness | 11 | 5 | 5 | 0 | 1 | 6 | 5 |
| 24 Disorderly Conduct | 65 | 45 | 18 | 0 | 2 | 47 | 18 |
| 26 All Other Offenses (Except Traffic) | 33 | 25 | 6 | 0 | 2 | 20 | 13 |
| 27 Suspicion | 15 | 13 | 1 | 0 | 1 | 12 | 3 |
| 28 Curfew and Loitering Law Violations | 15 | 11 | 2 | 0 | 2 | 11 | 4 |
| 29 Run-Aways | 225 | 195 | 20 | 0 | 10 | 88 | 137 |
| Total for WOONSOCKET | 712 | 576 | 101 | 0 | 35 | 464 | 248 |



Domestic Violence Statistics



UCR Definitions

CRIMINAL HOMICIDE

a. Criminal Homicide - Murder and Non negligent Manslaughter:

The willful (non negligent) killing of one human being by another. Deaths caused by negligence, attempts to kill, assaults to kill, suicides, accidental deaths, and justifiable homicides are excluded. Justifiable homicides are limited to: (1) the killing of a felon by a law enforcement officer in the line of duty; and (2) the killing (during the commission of a felony) of a felon by a private citizen.

b. Manslaughter by negligence:

The killing of another person through gross negligence. Deaths resulting from traffic accidents are not included in this classification.

FORCIBLE RAPE

The carnal knowledge of a female forcibly and against her will. Included are rapes by force and attempts or assaults to rape. Statutory offenses (no force used - victim under legal age of consent) are excluded.

ROBBERY

The taking or attempting to take anything of value from the care, custody, or control of a person or persons by force or threat of force or violence and/or by putting the victim in fear.

AGGRAVATED ASSAULT

The unlawful attack by one person upon another for the purpose of inflicting severe bodily injury usually accompanied by the use of a weapon or other means likely to produce death or serious bodily harm. Attempts are included since it is not necessary that an injury result when a gun, knife, or other weapon is used which could and probably would result in serious personal injury if the crime were successfully completed. Attacks using personal weapons (part of the attacker's body) must result in serious personal injury to be classified as aggravated assault. Simple assaults are excluded from this count.

BURGLARY

The unlawful entry of a "structure" to commit a felony or theft. The use of force to gain entry is not required to classify the crimes as burglary. Burglary is broken down into three sub classifications: forcible entry, unlawful entry where no force is used, and attempted forcible entry. A "structure" is considered to include the following, but not limited to: dwelling houses, apartments, out buildings, public buildings, offices, factories, barns, cabins, etc.

LARCENY

The unlawful taking or stealing of property or articles without the use of force, violence, or fraud. This includes crimes such as shoplifting, purse snatching, pocket picking, thefts from motor vehicles, thefts of motor vehicle parts and accessories, bicycle theft, etc. This crime category does not include embezzlement, "con" games, forgery, and worthless checks. Motor vehicle theft is excluded from this category.

MOTOR VEHICLE THEFT

The unlawful taking or stealing of motor vehicle, including attempts. This definition excludes taking for temporary use by those persons having lawful access to the vehicle.

UCR defines a motor vehicle as a self-propelled vehicle that runs on the ground and not on rails. Examples include automobiles, trucks, buses, motorcycles, mopeds, snowmobiles, etc. Thefts of construction equipment, boats, and airplanes are not included in this category but are counted as larcenies.

ARSON

The willful or malicious burning of property with or without the intent to defraud. Includes attempts. Although arson is considered a Part 1 Crime, sufficient data is not available to provide totals for this offense. The number of arsons is not included in the crime tables listed in this publication.)

OTHER (SIMPLE) ASSAULTS

An unlawful attack or attempted attack upon another which does not result in serious injury to the victim and which does not involve the use of a dangerous weapon.

FORGERY AND COUNTERFEITING

The making, altering, using or possession, with intent to defraud, of anything false which is made to appear true. Includes attempts.

FRAUD

Fraudulent conversion and obtaining money or property by false pretenses. Includes bad checks, confidence games, illegal conversion of services, etc., except forgeries and counterfeiting.

EMBEZZLEMENT

Misappropriation or misapplication of money or property entrusted to one's care, custody, or control. Includes larceny from employer.

STOLEN PROPERTY

The buying, receiving, and possession of stolen property, or the attempt to do so.

VANDALISM

The willful or malicious destruction, injury, disfigurement or defacement of real or personal property without the consent of the owner or person having custody or control. Includes attempts.

WEAPONS

All violations of regulations or statutes that control carrying, using, possessing, furnishing, and manufacturing deadly weapons or silencers. Includes attempts.

PROSTITUTION AND COMMERCIALIZED VICE

Sex offenses and attempted sex offenses of a commercialized nature. Includes prostitution, keeping houses of ill fame, pandering, detaining women for immoral purposes, etc.

ALL OTHER SEX OFFENSES

All other offenses against common decency and morals. Includes statutory rape (without force) and all other sex offenses not previously defined.

DRUG LAWS

The unlawful possession, sale, use, growth or manufacture of controlled substances. For UCR purposes these offenses are broken down into four groups: a. Opium or cocaine and their derivatives (morphine, heroin, codeine), b. Marijuana, c. Synthetic narcotics - manufactured narcotics which can cause true drug addiction, d. Dangerous non-narcotic drugs.

GAMBLING

Promoting, permitting or engaging in illegal gambling. Includes bookmaking, numbers and lottery, etc.

OFFENSES AGAINST THE FAMILY OR CHILDREN

All charges of nonsupport and neglect or abuse of family or children. Note: Most child abuse, especially that resulting in injury, has been classified as either simple or aggravated assault.

DRIVING WHILE IMPAIRED

Operating any motor vehicle or common carrier while under the influence of liquor or drugs.

LIQUOR LAWS

Violation of state or local regulatory laws. Includes sale to minors and drinking on a public conveyance. This category excludes Driving While Impaired and Drunk and Disorderly violations.

DISORDERLY CONDUCT

Breaching the peace or attempting to do so. Includes violations of disturbing the peace, unlawful assembly, and drunk and disorderly.

VAGRANCY

Violation of state or local statutes pertaining to being a "suspicious character or person", vagrancy, etc.

ALL OTHER OFFENSES

All violations of state or local regulatory laws except traffic offenses and offenses defined above or below. Includes kidnapping, extortion, trespass, etc.

CURFEW AND LOITERING LAWS

Juvenile violations of local curfew and loitering ordinances.

RUNAWAY (JUVENILES)

The unlawful truancy from a legal place of residence by a juvenile.



Directory of Rhode Island Law
Enforcement Agencies

Directory of Rhode Island Law Enforcement Agencies

| | |
|---|--|
| Barrington Police Department 95 County Road Barrington, RI 02806 | Chief John T. Lazzaro (401) 247-1910 |
| Bristol Police Department 395 Metacom Avenue Bristol, RI 02809 | Chief Russell S. Serpa (401) 253-6900 |
| Brown University Box 1842 Providence, RI 02912 | Colonel Paul V. Verrecchia (401) 863-3322 |
| Burrillville Police Department Old Victory Highway Oakland, RI 02858 | Chief Bernard E. Gannon (401) 568-6255 |
| Central Falls Police Department 160 Illinois Street Central Falls, RI 02863 | Chief Thomas J. Moffatt (401) 727-7411 |
| Charlestown Police Department 4540 South County Trail Charlestown, RI 02813 | Chief Michael T. Brady (401) 364-1212 |
| Coventry Police Department 1075 Main Street Coventry, RI 02816 | Chief Roger J. Laliberte (401) 826-1100 |
| Cranston Police Department 275 Atwood Avenue Cranston, RI 02920 | Chief Vincent M. McAteer (401) 942-2211 |
| Cumberland Police Department 1380 Diamond Hill Road Cumberland, RI 02864 | Chief Anthony Silva (401) 333-2500 |
| Department of Environmental Mgmt (DEM) 83 Park Street Providence, RI 02903 | Chief Stephen Hall (401) 222-3070 |
| East Greenwich Police Department 111 Pierce Street East Greenwich, RI 02818 | Chief Lawrence Campion (401) 884-2244 |
| East Providence Police Department 750 Waterman Avenue East Providence, RI 02914 | Chief Gary P. Dias (401) 435-7600 |
| Foster Police Department Howard Hill Road Foster, RI 02825 | Chief Donald E. Kettelle (401) 397-3317 |
| Glocester Police Department 126 Chopmist Hill Glocester, RI 02814 | Chief Joseph P. Green (401) 568-2533 |

| | |
|--|--|
| Hopkinton Police Department 395A Woodville Road Hopkinton, RI 02833 | Chief John S. Scuncio (401) 377-7750 |
| Jamestown Police Department 250 Conanicus Avenue Jamestown, RI 02835 | Chief Thomas P. Tighe (401) 423-1212 |
| Johnston Police Department 1651 Atwood Avenue Johnston, RI 02919 | Chief Richard S. Tamburini (401) 231-4210 |
| Lincoln Police Department 100 Old River Road Lincoln, RI 02865 | Chief William P. Strain (401) 333-1111 |
| Little Compton Police Department Commons, Box 994 Little Compton, RI 02837 | Chief Egbert A. Hawes, Jr. (401) 635-2311 |
| Middletown Police Department 9 Berkeley Avenue Middletown, RI 02840 | Chief William J. Burns (401) 846-1144 |
| Narragansett Police Department 40 Caswell Street Narragansett, RI 02882 | Chief John W. O'Donnell (401) 789-1091 |
| New Shoreham Police Department Beach Avenue Box 370 Block Island, RI 02807 | Chief William A. McCombe (401) 466-3220 |
| Newport Police Department 120 Broadway Newport, RI 02840 | Chief David R. Kelly (401) 847-1302 |
| North Kingstown Police Department 8166 Post Road North Kingstown, RI 02852 | Chief James Wynne (401) 294-3311 |
| North Providence Police Department 1967 Mineral Spring Avenue North Providence, RI 02904 | Chief William V. Devine (401) 231-4533 |
| North Smithfield Police Department 85 Smithfield Road North Smithfield, RI 02895 | Chief Steven E. Reynolds (401) 762-1212 |
| Pawtucket Police Department 121 Roosevelt Avenue Pawtucket, RI 02860 | Chief Richard E. DeLyon (401) 727-9100 |
| Portsmouth Police Department 2270 East Main Road Portsmouth, RI 02871 | Chief Dennis Seale (401) 683-0300 |

Crime in Rhode Island 1997

| | |
|---|--|
| Providence Police Department 209 Fountain Street Providence, RI 02903 | Colonel Urbano Prignano, Jr. (401) 272-3121 |
| Rhode Island State Police 311 Danielson Pike North Scituate, RI 02857 | Colonel Edmond S. Culhane, Jr. Superintendent (401) 444-1000 |
| Richmond Police Department Box 203 Wyoming, RI 02898 | Chief Raymond A. Driscoll (401) 539-8289 |
| Scituate Police Department Box 819 Scituate, RI 02859 | Chief William F. Mack (401) 821-5900 |
| Smithfield Police Department 215 Pleasant Veiw Avenue Smithfield, RI 02917 | Chief William A. McGarry (401) 231-2500 |
| South Kingstown Police Department Commodore Perry Highway Wakefield, RI 02879 | Chief Vincent J. Vespia, Jr. (401) 783-3321 |
| Tiverton Police Department 20 Industrial Way Tiverton, RI 02878 | Chief George Arruda (401) 624-4770 |
| University of Rhode Island (URI) 500 Alumni Avenue Kingston, RI 02881 | Director Robert Drappeau (401) 874-2121 |
| Warren Police Department 1 Joyce Street Warren, RI 02885 | Chief Ely G. Barkett (401) 245-1311 |
| Warwick Police Department 99 Veterans Memorial Drive Warwick, RI 02886 | Chief William E. DeFeo (401) 468-4200 |
| West Greenwich Police Department Victory Highway West Greenwich, RI 02816 | Acting Chief Gary F. Malikowski (401) 397-7191 |
| West Warwick Police Department 1162 Main Street West Warwick, RI 02893 | Chief Joseph F. Crowley (401) 821-4323 |
| Westerly Police Department 5 Union Street Westerly, RI 02891 | Chief Bruno Giulini (401) 596-2022 |
| Woonsocket Police Department 242 Clinton Street Woonsocket, RI 02895 | Chief Robert Morris (401) 766-1212 |