
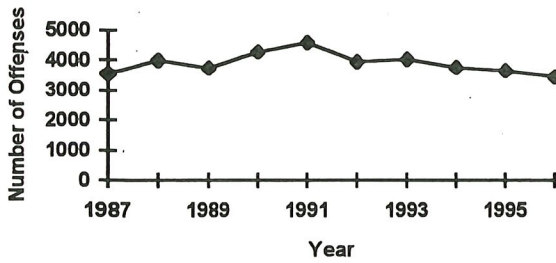


State of Rhode Island and Providence Plantations  
Division of State Police  
Executive Department

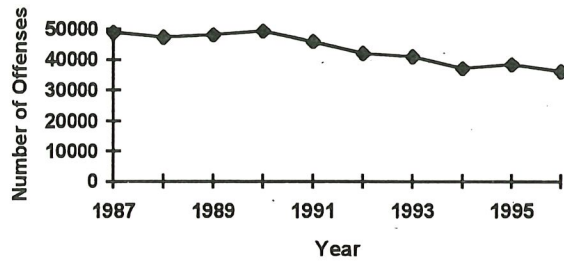
1996



VIOLENT CRIMES



PROPERTY CRIMES



Uniform Crime Reports

**State of Rhode Island  
and Providence Plantations**

***Lincoln C. Almond  
Governor***



***Colonel Edmond S. Culhane, Jr.  
Superintendent  
Rhode Island State Police***

**RHODE ISLAND STATE POLICE**  
*Executive Department*  
**1996**

**Major Anthony M. Pesare**  
*Field Operations Officer*

**Major Harry J. MacDonald**  
*Chief Administrative Officer*

**Lieutenant Armand H. Bilodeau, Jr.**  
*Officer in Charge*  
*Staff Services*

**Linda L. Fraccola**  
*Operations Manager*  
*Uniform Crime Reporting Unit*

Issued By:  
State of Rhode Island, Division of State Police  
Uniform Crime Reporting Unit  
311 Danielson Pike  
No. Scituate, RI 02857-1907  
(401) 444-1121

## **Reader Survey Form For CRIME IN RHODE ISLAND -- 1996**

In an ongoing effort to meet the needs of readers of CRIME IN RHODE ISLAND, the Rhode Island State Police is seeking your feedback as to suggestions for an improved report. After reviewing CRIME IN RHODE ISLAND, please complete this brief survey to provide us with the benefit of your views.

In what capacity do you use CRIME IN RHODE ISLAND?

|  |  |                                     |
|--|--|-------------------------------------|
| <input type="checkbox"/> Law Enforcement | <input type="checkbox"/> Legislator      | <input type="checkbox"/> Researcher |
| <input type="checkbox"/> Prosecutor      | <input type="checkbox"/> Private Citizen | <input type="checkbox"/> Library    |
| <input type="checkbox"/> Courts          | <input type="checkbox"/> Media           | <input type="checkbox"/> Other      |
| <input type="checkbox"/> Corrections     | <input type="checkbox"/> Educator        |                                     |
| <input type="checkbox"/> Victim Services | <input type="checkbox"/> Student         |                                     |

For what purpose did you use this issue of CRIME IN RHODE ISLAND?

How adequate was the publication for that purpose?

quite adequate       adequate       inadequate

What pages/sections did you find particularly useful?

Section/page number(s) \_\_\_\_\_

What changes would you recommend for future issues?

Any additional comments you care to make:

Table of Contents

TABLE OF CONTENTS ..... 1

VERIFICATION PROCEDURE ..... 2

CRIME FACTORS ..... 3

UCR MUNICIPAL REPRESENTATIVES ..... 4

LAW ENFORCEMENT CODE OF ETHICS..... 7

UCR FLOWCHART..... 8

THE UNIFORM CRIME REPORTING SYSTEM..... 9

FACTS AT A GLANCE..... 10

MAP..... 11

OFFENSE SUMMARY..... 12

ARREST SUMMARY..... 13

TEN YEAR OFFENSE TREND ..... 14

MURDER ..... 15

RAPE ..... 18

ROBBERY ..... 19

ASSAULT ..... 20

BURGLARY..... 21

LARCENY..... 22

MOTOR VEHICLE THEFT ..... 23

COUNTY PROFILE DATA ..... 24

MUNICIPAL PROFILE DATA..... 25

TOTAL ARRESTS BY AGE..... 38

RECAPITULATION OF OFFENSES..... 40

CRIME RATE PER 100,000 INHABITANTS ..... 41

MISSING CHILDREN CASES ..... 42

HATE CRIMES ..... 43

LAW ENFORCEMENT OFFICERS ASSAULTED..... 47

DRUG ABUSE VIOLATIONS ..... 51

DRIVING WHILE UNDER THE INFLUENCE ..... 55

GAMBLING..... 55

PROSTITUTION/COMMERCIALIZED VICE..... 55

SIMPLE ASSAULT ..... 56

FORGERY/COUNTERFEITING ..... 56

ARSON ..... 56

UCR DEFINITIONS ..... 57

LAW ENFORCEMENT AGENCIES..... 73

### **Verification Procedure**

*Uniformity and accuracy of crime data collected under this program is of primary concern. With the receipt of reports covering 42 reporting jurisdictions within the state of Rhode Island, the problems of attaining uniformity are readily apparent. Issuance of instructions and training of personnel within contributing agencies does not complete the role of the UCR Division. It is standard operating procedure to examine each incoming report for mathematical accuracy and completeness and, perhaps of even greater importance, for reasonableness as a possible indication of error.*

*Regardless of the extent of the statistical verification process used by the Uniform Crime Reporting Unit, the accuracy of the data assembled under this program depends on the sincere effort exerted by each contributor to meet the necessary standards of report.*

## Crime Factors

Data users are cautioned against comparing statistical data of individual cities and towns due to numerous factors which are known to affect the amount and type of crime occurring from place to place.

- Density and size of the community population
- Variations in composition particularly to youth concentration
- Economic status, including job availability, median income, and poverty level
- Stability of population with respect to residents' mobility, commuting factors, and other transient factors
- Modes of transportation and highway system
- Cultural conditions, such as educational, recreational, and religious characteristics
- Effective strength of the law enforcement agencies
- Administrative and investigative emphases of law enforcement
- Attitude of the public toward law enforcement problems
- Climate, including seasonal weather conditions
- Cooperation of adjoining and overlapping police agencies
- The administrative and investigative efficiency of the local law enforcement agency, including the degree of adherence to UCR Crime Reporting Standards

## UCR Municipal Representatives

*Det. Sgt. Kenneth Schauble - Barrington Police Department*

*Richard Roderick - Bristol Police Department*

*John V. Kelly, Jr. - Brown University*

*Pt/m. B. Bouthillette - Burrillville Police Department*

*Capt. Douglas McDiarmid - Central Falls Police Department*

*Laura A. Weeden - Charlestown Police Department*

*Carol Tew - Coventry Police Department*

*Frank Migliorelli - Cranston Police Department*

*Patricia A. Skurka - Cumberland Police Department*

*Deputy Chief Thomas Green - DEM*

*Norman A. Phelps - Division of Drug Control*

*Ann Francis - East Greenwich Police Department*

*Chief Gary P. Dias - East Providence Police Department*

*Linda J. Niles - Foster Police Department*

*Kyle C. Glasko - Gloucester Police Department*

*Sherryl A. Stedman - Hopkinton Police Department*

*Chief Thomas P. Tighe - Jamestown Police Department*

*Lori Ann Anderson - Johnston Police Department*

*Pauline Metivier - Lincoln Police Department*

*Capt. Bertrand A. Chretien - Little Compton Police Department*

*Lisa Marie Sisson - Middletown Police Department*

*Pt/m. Mark J. Entwistle - Narragansett Police Department*

*Betty Gann - New Shoreham Police Department*



## UCR Municipal Representatives

*William Pendergast - Newport Police Department*

*Sgt. Michael J. Sullivan - North Kingstown Police Department*

*June Giammarco - North Providence Police Department*

*Sgt. Bruce Senecal - North Smithfield Police Department*

*Earl Slade - Pawtucket Police Department*

*Patricia Allan - Portsmouth Police Department*

*Captain L. DeFrances - Providence Police Department*

*Barbara J. Geleney - Richmond Police Department*

*Kenneth H. Gaffney - Scituate Police Department*

*Edward W. Tracey - Smithfield Police Department*

*Clinton E. Salisbury, Jr. - South Kingstown Police Department*

*David Higginbottom - Tiverton Police Department*

*Pt/m. David Doweiko - URI*

*Joseph Vieira - Warren Police Department*

*Michael Moriarty - Warwick Police Department*

*Laurie A. Malikowski - West Greenwich Police Department*

*Major David R. Petrarca - West Warwick Police Department*

*Linda J. Algieri - Westerly Police Department*

*Lt. George L. Ducharme - Woonsocket Police Department*

*{ this page left blank intentionally }*

## Law Enforcement Code of Ethics

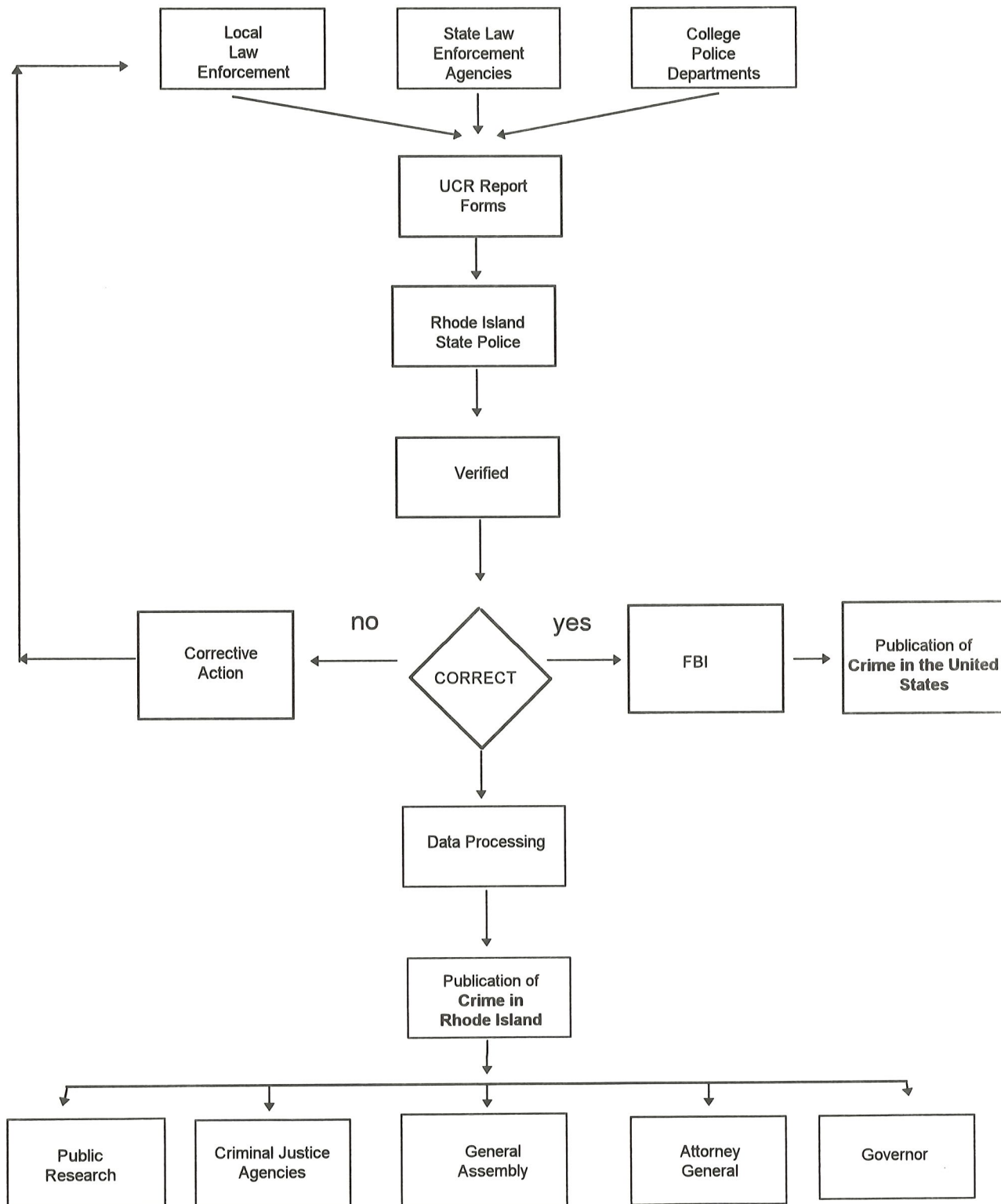
*As a law enforcement officer, my fundamental duty is to serve the community; to safeguard lives and property; to protect the innocent against deception, the weak against oppression or intimidation and the peaceful against violence or disorder; and to respect the constitutional rights of all to liberty, equality and justice. I will keep my private life unsullied as an example to all and will behave in a manner that does not bring discredit to me or to my agency. I will maintain courageous calm in the face of danger, scorn or ridicule; develop self-restraint; and be constantly mindful of the welfare of others. Honest in thought and deed both in my personal and official life, I will be exemplary in obeying the law and the regulations of my department.*

*Whatever I see or hear of a confidential nature or that is confided to me in my official capacity will be kept ever secret unless revelation is necessary in the performance of my duty. I will never act officiously or permit personal feelings, prejudices, political beliefs, aspirations, animosities or friendships to influence my decision. With no compromise for crime and with relentless prosecution of criminals, I will enforce the law courteously and appropriately without fear or favor, malice or ill will, never employing unnecessary force or violence and never accepting gratuities.*

*I recognize the badge of my office as a symbol of public faith, and I accept it as a public trust to be held so long as I am true to the ethics of police service. I will never engage in acts of corruption or bribery, nor will I condone such acts by other police officers. I will cooperate with all legally authorized agencies and their representatives in the pursuit of justice.*

*I know that I alone am responsible for my own standard of professional performance and will take every reasonable opportunity to enhance and improve my level of knowledge and competence. I will strive to achieve these objectives and ideals, dedicating myself before God to my chosen profession . . . law enforcement.*

### UCR Flowchart



## The Uniform Crime Reporting System

### Chapter 24

12-24-1. Reporting System. -- A uniform crime reporting system shall be established under the direction, control and supervision of the superintendent of state police. The superintendent of state police shall have the power and duty, by such rules and regulations as he may deem necessary to collect and gather such information from such local police departments and the enforcement division of the department of environmental management as may be and is hereinafter prescribed.

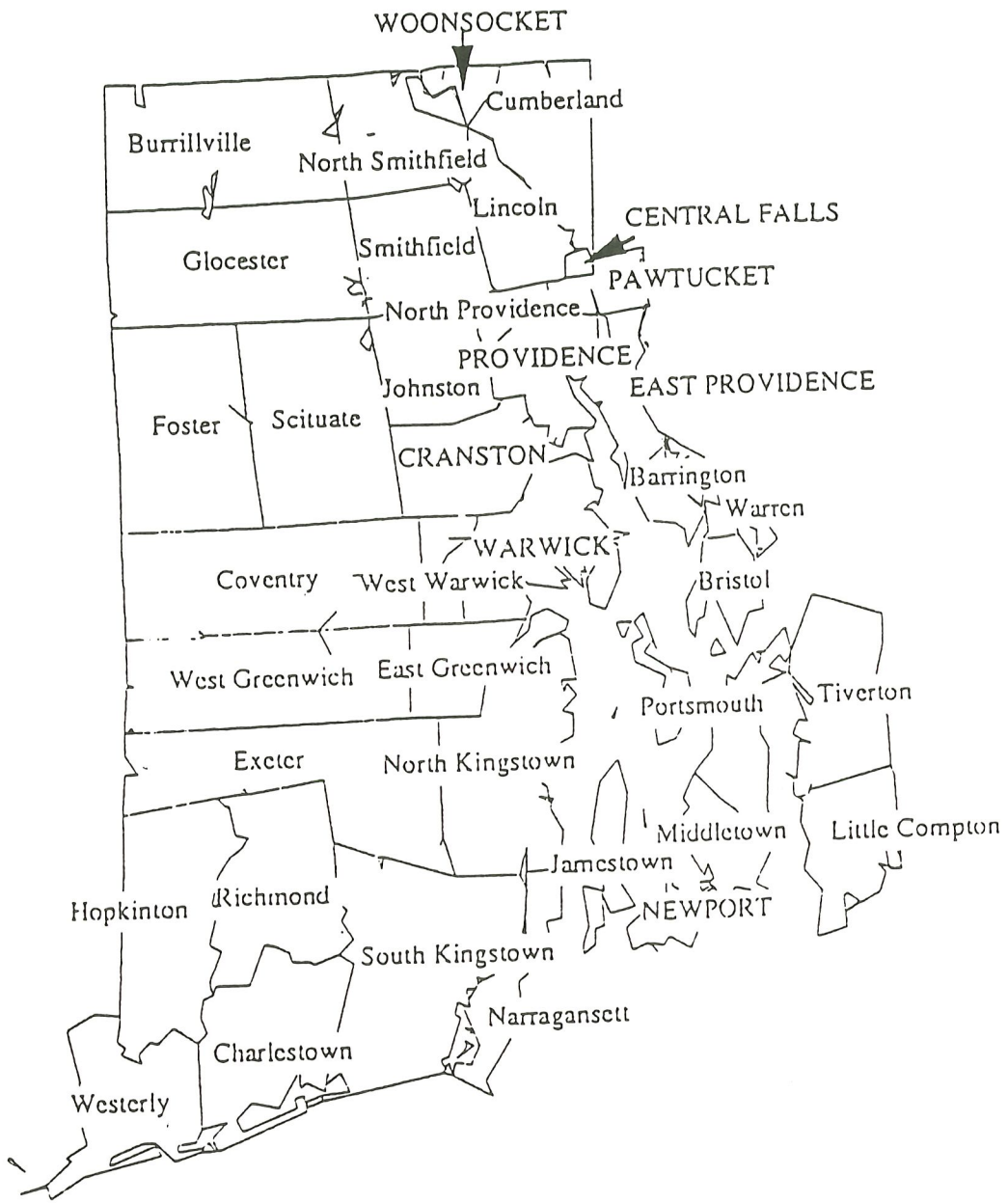
12-24-2. Reports. -- The police department of each city and town and the enforcement division of the department of environmental management, once each quarter, upon a date and form prescribed and furnished by the superintendent of state police, shall forward to the division of state police a crime report. Each reporting department shall report only on cases within its jurisdiction and upon which it is making, or has made, the primary police investigation. The report shall be called the uniform crime report and shall cover crimes reported and otherwise processed during the reporting period. It shall contain the number and nature of offenses committed, the disposition of such offenses and such other information as the superintendent of state police shall specify relating to the method, frequency, cause and prevention of crime. Under no circumstances shall the name of any person be reported.

12-24-3. Compilation of Reports. -- Upon receipt of the quarterly uniform crime reports from the reporting agencies, the division of state police shall prepare a statewide compilation of the statistics contained therein and the resulting statistical compilation shall be available to any governmental law enforcement agency in the state, the judiciary committees of the Rhode Island senate and the Rhode Island house of representatives, and the federal bureau of investigation, upon request. The statistics made available through the uniform crime report shall be used for the purpose of studying the causes, trends and effects of crime in this state and for intelligence upon which to base a more sound program of crime detection and prevention and the apprehension of criminals.

12-24-4. Other Agencies. -- Any governmental agency, not falling within the description of those required to submit the quarterly uniform crime report set forth in 12-24-2, which desires to submit such a report, shall be furnished with the proper forms by the division of state police. When a report is received by the division of state police from a governmental police agency not required to make such reports, the information contained therein shall be included within the monthly compilation provided for in 12-24-3.

## Facts at a Glance

- ◇ In 1996, 39,603 crime index offenses were reported by local law enforcement agencies. This is an decrease of 5.8 percent from the total of 42,039 reported in 1995.
- ◇ Crime index offenses include: murder, rape robbery, aggravated assault, burglary, larceny theft, and motor vehicle theft.
- ◇ The crime rate per 100,000 population was 3,946.6 compared with 4,189.4 in 1995.
- ◇ The total number of reported violent index crimes (murder, rape, robbery and aggravated assault) was 3,461. This represents a decrease of 5.4 percent from the total of 3,659 reported in 1995.
- ◇ Collectively, property crimes (burglary, larceny theft, and motor vehicle theft) decreased 5.8 percent from 38,380 reported in 1995 to 36,142 reported in 1996.
- ◇ Local law enforcement agencies reported 42,725 arrests in 1996, a 2.1 percent increase compared to 41,830 in 1995.
- ◇ Arrests for driving while under the influence increased 3.6 percent from 1,930 in 1995 to 1,999 in 1996. Arrests for liquor law violations increased 15.7 percent from 1,140 in 1995 to 1,319 reported in 1996.
- ◇ In 1996, 4,252 arrests for drug abuse violation were reported by local law enforcement agencies. This is an increase of .2 percent from the total of 4,245 reported in 1995.
- ◇ The total number of motor vehicle thefts (including automobiles, trucks, buses and other vehicles) was 4,648. This represents a increase of 6.6 percent from the total of 4,359 reported in 1995.
- ◇ There were 633 police officers assaulted during 1996, a 1 percent increase compared to the 628 assaults in 1995.



## Offense Summary

| Classification              | 1996          | 1995          | % Change     |
|-----------------------------|---------------|---------------|--------------|
| <b>Murder</b>               | <b>25</b>     | <b>35</b>     | <b>-28.6</b> |
| <b>Rape</b>                 | <b>283</b>    | <b>265</b>    | <b>6.8</b>   |
| Firearm                     | 8             | 14            | -42.9        |
| Knife or Cutting Instrument | 8             | 18            | -55.6        |
| Other Dangerous Weapon      | 31            | 21            | 47.6         |
| Hands, Fists, Feet          | 236           | 212           | 11.3         |
| <b>Robbery</b>              | <b>825</b>    | <b>915</b>    | <b>-9.8</b>  |
| Firearm                     | 177           | 209           | -15.3        |
| Knife or Cutting Instrument | 87            | 101           | -13.9        |
| Other Dangerous Weapon      | 60            | 72            | -16.7        |
| Hands, Fists, Feet          | 501           | 533           | -6.0         |
| <b>Aggravated Assault</b>   | <b>2,328</b>  | <b>2,444</b>  | <b>-4.7</b>  |
| Firearm                     | 247           | 247           | 0.0          |
| Knife or Cutting Instrument | 426           | 404           | 5.4          |
| Other Dangerous Weapon      | 972           | 981           | -0.9         |
| Hands, Fists, Feet          | 683           | 812           | -15.9        |
| <b>Burglary</b>             | <b>8,123</b>  | <b>9,235</b>  | <b>-12.0</b> |
| Forcible Entry              | 5,630         | 6,679         | -15.7        |
| Unlawful Entry-No Force     | 1,652         | 1,673         | -1.3         |
| Attempted Forcible Entry    | 841           | 883           | -4.8         |
| <b>Larceny-Theft</b>        | <b>23,371</b> | <b>24,786</b> | <b>-5.7</b>  |
| <b>Motor Vehicle Theft</b>  | <b>4,648</b>  | <b>4,359</b>  | <b>6.6</b>   |
| Automobiles                 | 4,277         | 3,923         | 9.0          |
| Trucks and Buses            | 193           | 235           | -17.9        |
| Other Vehicles              | 178           | 201           | -11.4        |
| <b>Total</b>                | <b>39,603</b> | <b>42,039</b> | <b>-5.8</b>  |

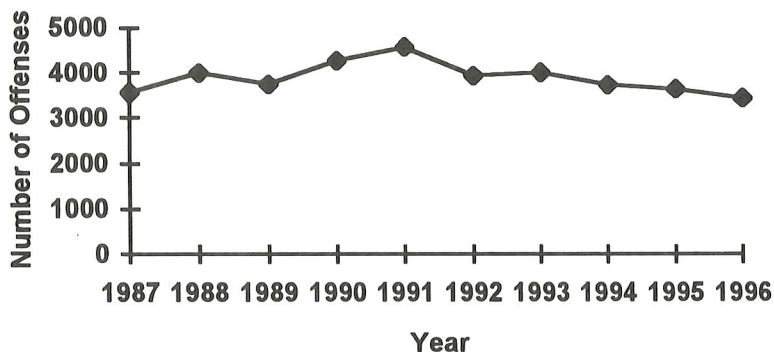


## Arrest Summary

| Classification              | Adult (18 years of age and over) |        |          | Juvenile (under 18 years of age) |       |          |
|-----------------------------|----------------------------------|--------|----------|----------------------------------|-------|----------|
|                             | 1996                             | 1995   | % Change | 1996                             | 1995  | % Change |
| Murder/Manslaughter         | 43                               | 41     | 4.9      | 1                                | 2     | -50.0    |
| Rape                        | 95                               | 75     | 26.7     | 14                               | 13    | 7.7      |
| Robbery                     | 151                              | 135    | 11.9     | 65                               | 89    | -27.0    |
| Aggravated Assault          | 1,698                            | 1,706  | -0.5     | 393                              | 390   | 0.8      |
| Burglary                    | 709                              | 601    | 18.0     | 431                              | 446   | -3.4     |
| Larceny                     | 2,316                            | 2,248  | 3.0      | 1,717                            | 1,875 | -8.4     |
| Motor Vehicle Theft         | 311                              | 224    | 38.8     | 224                              | 172   | 30.2     |
| Other Assaults              | 4,416                            | 4,280  | 3.2      | 938                              | 1,015 | -7.6     |
| Arson                       | 51                               | 28     | 82.1     | 65                               | 103   | -36.9    |
| Forgery /Counterfeiting     | 121                              | 92     | 31.5     | 18                               | 4     | 350.0    |
| Fraud                       | 1,116                            | 1,431  | -22.0    | 35                               | 25    | 40.0     |
| Embezzlement                | 102                              | 137    | -25.5    | 11                               | 6     | 83.3     |
| Stolen Property             | 451                              | 502    | -10.2    | 170                              | 179   | -5.0     |
| Vandalism                   | 1,032                            | 917    | 12.5     | 851                              | 881   | -3.4     |
| Weapons: Carrying           | 312                              | 313    | -0.3     | 222                              | 149   | 49.0     |
| Prostitution                | 517                              | 299    | 72.9     | 5                                | 6     | -16.7    |
| Sex Offenses                | 321                              | 259    | 23.9     | 58                               | 53    | 9.4      |
| Drugs: Sale/Manufacturing   |                                  |        |          |                                  |       |          |
| Opium/Cocaine/Derivatives   | 765                              | 571    | 34.0     | 70                               | 64    | 9.4      |
| Marijuana                   | 390                              | 397    | -1.8     | 85                               | 81    | 4.9      |
| Synthetic Narcotics         | 23                               | 21     | 9.5      | 3                                | 4     | -25.0    |
| Other Non-Narcotic Drug     | 26                               | 56     | -53.6    | 0                                | 1     | -100.0   |
| Drugs: Possession           |                                  |        |          |                                  |       |          |
| Opium/Cocaine/Derivatives   | 846                              | 823    | 2.8      | 55                               | 52    | 5.8      |
| Marijuana                   | 1,436                            | 1,577  | -8.9     | 400                              | 460   | -13.0    |
| Synthetic Narcotics         | 65                               | 52     | 25.0     | 5                                | 3     | 66.7     |
| Other Non-Narcotic Drug     | 73                               | 79     | -7.6     | 10                               | 4     | 150.0    |
| Bookmaking                  | 27                               | 6      | 350.0    | 0                                | 0     | 0.0      |
| Numbers and Lottery         | 1                                | 2      | -50.0    | 0                                | 0     | 0.0      |
| All Other Gambling          | 2                                | 22     | -90.9    | 0                                | 0     | 0.0      |
| Offenses Against Family     | 377                              | 524    | -28.1    | 172                              | 154   | 11.7     |
| Driving Under the Influence | 1,975                            | 1,910  | 3.4      | 24                               | 20    | 20.0     |
| Liquor Laws/Drunkenness     | 1,093                            | 970    | 12.7     | 259                              | 219   | 18.3     |
| Disorderly Conduct          | 2,535                            | 2,313  | 9.6      | 602                              | 556   | 8.3      |
| Vagrancy                    | 37                               | 38     | -2.6     | 30                               | 25    | 20.0     |
| All Other Offenses          | 9,710                            | 9,037  | 7.4      | 1,174                            | 1,261 | -6.9     |
| Suspicion                   | 236                              | 392    | -39.8    | 357                              | 463   | -22.9    |
| Curfew/Loitering Violations | 0                                | 0      | 0.0      | 50                               | 80    | -37.5    |
| Runaways                    | 0                                | 1      | -100.0   | 863                              | 911   | -5.3     |
| Total                       | 33,348                           | 32,064 | 4.0      | 9,377                            | 9,766 | -4.0     |

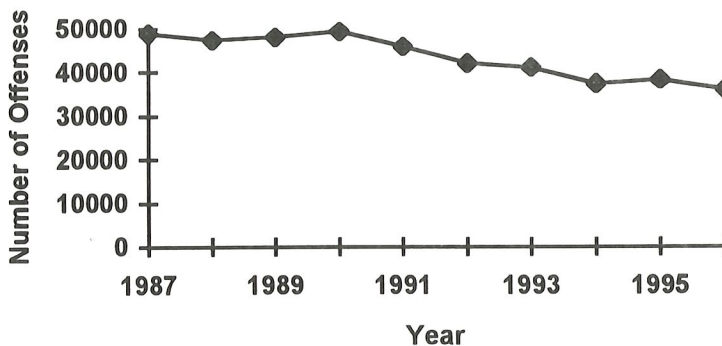
### Ten Year Offense Trend

#### VIOLENT CRIMES



Crimes of violence involve the element of personal confrontation between the perpetrator and victim and entail the use or threat of violence (murder, rape, robbery, and aggravated assault).

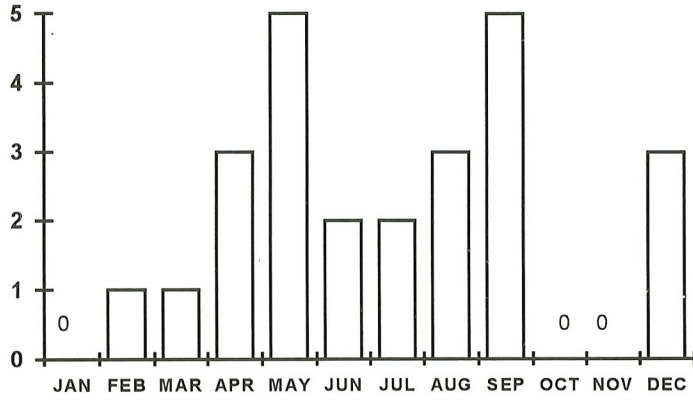
#### PROPERTY CRIMES



Property crimes include burglary, larceny, motor vehicle theft and arson. These crimes do not involve the threat of violence, but entail property taken from one by another, or the destruction of property by arson.

## Murder

The willful (nonnegligent) killing of one human being by another.

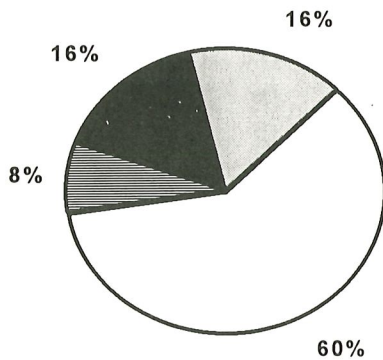


**Scenario**

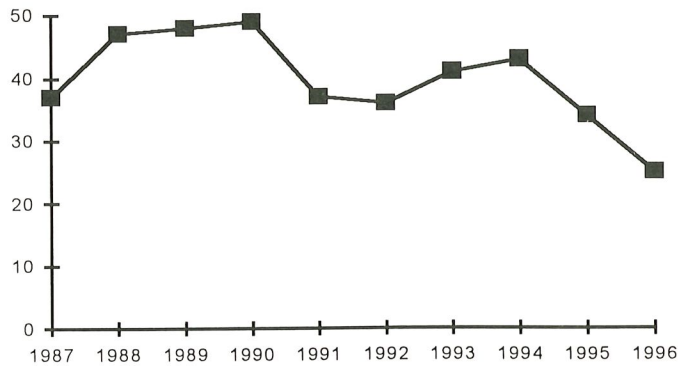
**Most frequent:**  
 ◆ months - May, September

**Victims**  
 Most common:  
 ◆ age group - 20-24  
 ◆ race/gender - white/male

**Offenders**  
 Most common:  
 ◆ age groups - 20-24  
 ◆ weapon - firearm



- Firearm
- ▨ Cutting Instrument
- Other Weapon
- Hands, Fists, Feet



**Murder Victim By Age, Sex, And Race**

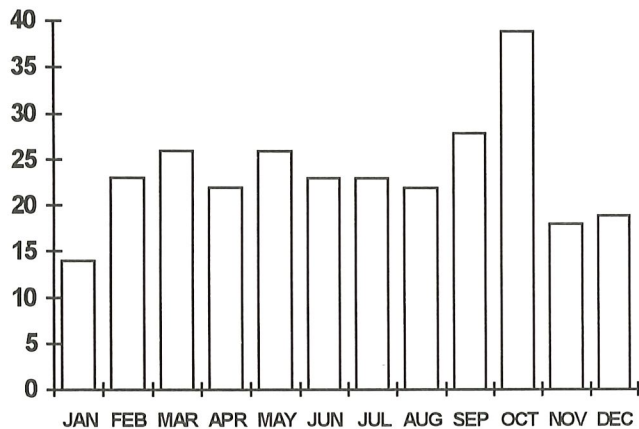
| Age       | Sex     | Total | Race  |       |        |       |         |
|-----------|---------|-------|-------|-------|--------|-------|---------|
|           |         |       | White | Black | Indian | Asian | Unknown |
| Under 1   | Male    | 0     | 0     | 0     | 0      | 0     | 0       |
|           | Female  | 1     | 1     | 0     | 0      | 0     | 0       |
| 1-5       | Male    | 1     | 1     | 0     | 0      | 0     | 0       |
|           | Female  | 0     | 0     | 0     | 0      | 0     | 0       |
| 6-10      | Male    | 1     | 0     | 1     | 0      | 0     | 0       |
|           | Female  | 0     | 0     | 0     | 0      | 0     | 0       |
| 11-14     | Male    | 0     | 0     | 0     | 0      | 0     | 0       |
|           | Female  | 1     | 0     | 1     | 0      | 0     | 0       |
| 15-19     | Male    | 3     | 2     | 1     | 0      | 0     | 0       |
|           | Female  | 0     | 0     | 0     | 0      | 0     | 0       |
| 20-24     | Male    | 4     | 3     | 1     | 0      | 0     | 0       |
|           | Female  | 2     | 2     | 0     | 0      | 0     | 0       |
| 25-29     | Male    | 1     | 0     | 1     | 0      | 0     | 0       |
|           | Female  | 0     | 0     | 0     | 0      | 0     | 0       |
| 30-34     | Male    | 2     | 1     | 1     | 0      | 0     | 0       |
|           | Female  | 1     | 1     | 0     | 0      | 0     | 0       |
| 35-39     | Male    | 1     | 0     | 1     | 0      | 0     | 0       |
|           | Female  | 3     | 1     | 2     | 0      | 0     | 0       |
| 40-44     | Male    | 0     | 0     | 0     | 0      | 0     | 0       |
|           | Female  | 0     | 0     | 0     | 0      | 0     | 0       |
| 45-49     | Male    | 1     | 1     | 0     | 0      | 0     | 0       |
|           | Female  | 0     | 0     | 0     | 0      | 0     | 0       |
| 50-54     | Male    | 0     | 0     | 0     | 0      | 0     | 0       |
|           | Female  | 0     | 0     | 0     | 0      | 0     | 0       |
| 55-59     | Male    | 0     | 0     | 0     | 0      | 0     | 0       |
|           | Female  | 0     | 0     | 0     | 0      | 0     | 0       |
| 60-64     | Male    | 1     | 1     | 0     | 0      | 0     | 0       |
|           | Female  | 0     | 0     | 0     | 0      | 0     | 0       |
| 65-69     | Male    | 0     | 0     | 0     | 0      | 0     | 0       |
|           | Female  | 0     | 0     | 0     | 0      | 0     | 0       |
| 70-74     | Male    | 0     | 0     | 0     | 0      | 0     | 0       |
|           | Female  | 1     | 1     | 0     | 0      | 0     | 0       |
| 75 & Over | Male    | 0     | 0     | 0     | 0      | 0     | 0       |
|           | Female  | 1     | 0     | 1     | 0      | 0     | 0       |
| Unknown   | Male    | 0     | 0     | 0     | 0      | 0     | 0       |
|           | Female  | 0     | 0     | 0     | 0      | 0     | 0       |
|           | Unknown | 0     | 0     | 0     | 0      | 0     | 0       |
| Total     |         | 25    | 15    | 10    | 0      | 0     | 0       |

**Murder Offender By Age, Sex, And Race**

| Age       | Sex     | Total | Race  |       |        |       |         |
|-----------|---------|-------|-------|-------|--------|-------|---------|
|           |         |       | White | Black | Indian | Asian | Unknown |
| Under 1   | Male    | 0     | 0     | 0     | 0      | 0     | 0       |
|           | Female  | 0     | 0     | 0     | 0      | 0     | 0       |
| 1-5       | Male    | 0     | 0     | 0     | 0      | 0     | 0       |
|           | Female  | 0     | 0     | 0     | 0      | 0     | 0       |
| 6-10      | Male    | 0     | 0     | 0     | 0      | 0     | 0       |
|           | Female  | 0     | 0     | 0     | 0      | 0     | 0       |
| 11-14     | Male    | 0     | 0     | 0     | 0      | 0     | 0       |
|           | Female  | 1     | 1     | 0     | 0      | 0     | 0       |
| 15-19     | Male    | 6     | 4     | 2     | 0      | 0     | 0       |
|           | Female  | 0     | 0     | 0     | 0      | 0     | 0       |
| 20-24     | Male    | 7     | 1     | 6     | 0      | 0     | 0       |
|           | Female  | 0     | 0     | 0     | 0      | 0     | 0       |
| 25-29     | Male    | 1     | 1     | 0     | 0      | 0     | 0       |
|           | Female  | 0     | 0     | 0     | 0      | 0     | 0       |
| 30-34     | Male    | 1     | 1     | 0     | 0      | 0     | 0       |
|           | Female  | 0     | 0     | 0     | 0      | 0     | 0       |
| 35-39     | Male    | 2     | 1     | 1     | 0      | 0     | 0       |
|           | Female  | 0     | 0     | 0     | 0      | 0     | 0       |
| 40-44     | Male    | 0     | 0     | 0     | 0      | 0     | 0       |
|           | Female  | 0     | 0     | 0     | 0      | 0     | 0       |
| 45-49     | Male    | 0     | 0     | 0     | 0      | 0     | 0       |
|           | Female  | 0     | 0     | 0     | 0      | 0     | 0       |
| 50-54     | Male    | 0     | 0     | 0     | 0      | 0     | 0       |
|           | Female  | 0     | 0     | 0     | 0      | 0     | 0       |
| 55-59     | Male    | 1     | 0     | 1     | 0      | 0     | 0       |
|           | Female  | 0     | 0     | 0     | 0      | 0     | 0       |
| 60-64     | Male    | 0     | 0     | 0     | 0      | 0     | 0       |
|           | Female  | 0     | 0     | 0     | 0      | 0     | 0       |
| 65-69     | Male    | 0     | 0     | 0     | 0      | 0     | 0       |
|           | Female  | 0     | 0     | 0     | 0      | 0     | 0       |
| 70-74     | Male    | 0     | 0     | 0     | 0      | 0     | 0       |
|           | Female  | 0     | 0     | 0     | 0      | 0     | 0       |
| 75 & Over | Male    | 1     | 1     | 0     | 0      | 0     | 0       |
|           | Female  | 0     | 0     | 0     | 0      | 0     | 0       |
| Unknown   | Male    | 0     | 0     | 0     | 0      | 0     | 0       |
|           | Female  | 0     | 0     | 0     | 0      | 0     | 0       |
|           | Unknown | 4     | 0     | 0     | 0      | 0     | 4       |
| Total     |         | 24    | 10    | 10    | 0      | 0     | 4       |

## Rape

The carnal knowledge of a female forcibly and against her will. Included are rapes by force and attempts or assaults to rape. Statutory offenses (no force used - victim under legal age of consent) are excluded.

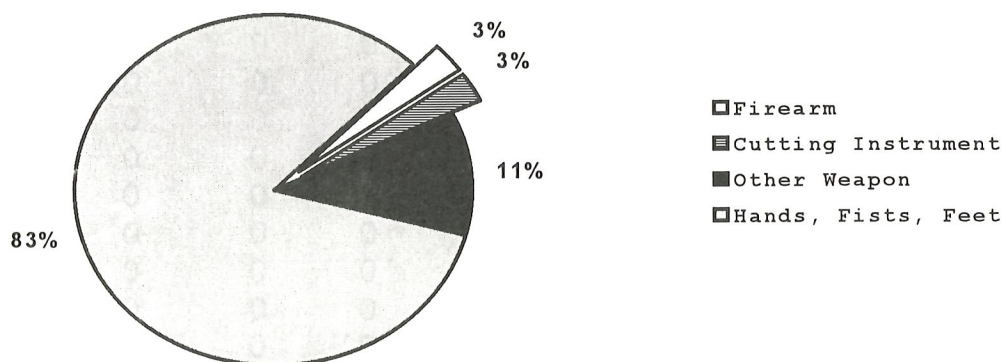
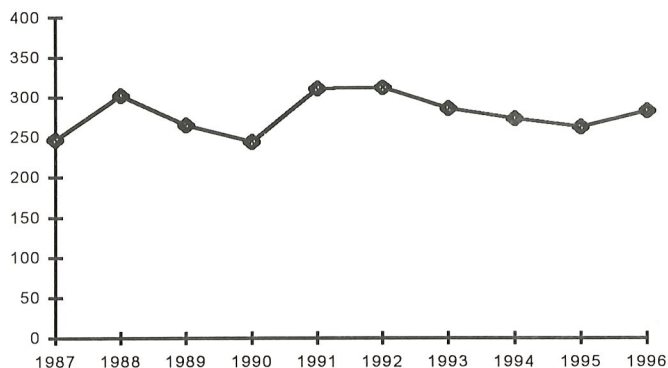


**Scenario**

Most common:

- ◆ weapon - hands, fists, feet
- ◆ month - October
- ◆ age group of arrestee - 25-29
- ◆ race of arrestee - white

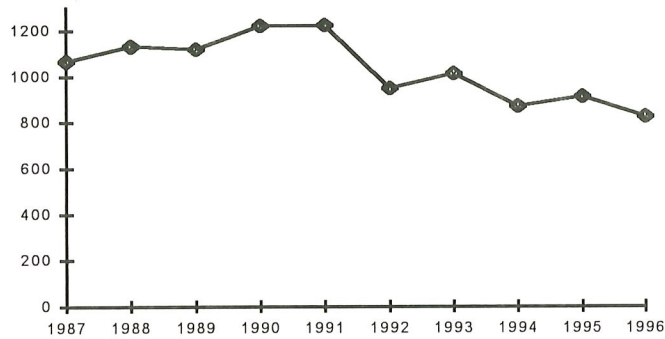
|           |     |
|-----------|-----|
| Actual    | 241 |
| Attempted | 42  |



## Robbery

The taking or attempting to take anything of value from the care, custody, or control of a person or persons by force or threat of force or violence and/or by putting the victim in fear.

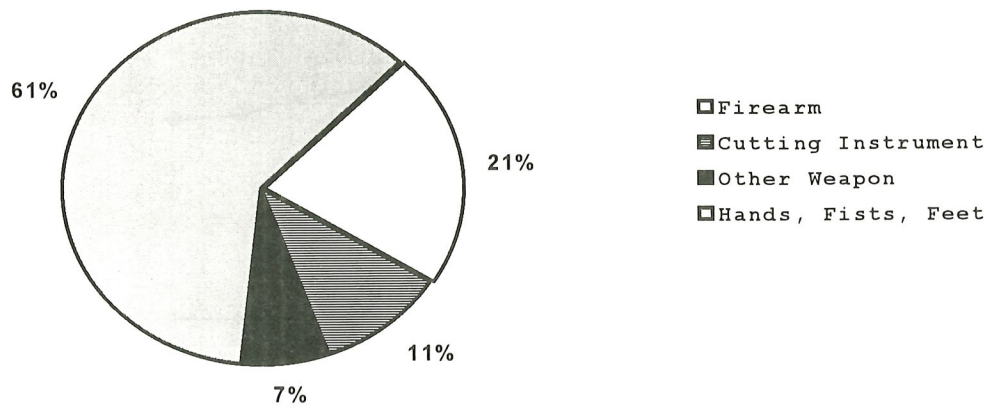
| Location            | 1996       | 1995       | 1994       | 1993         | 1992       |
|---------------------|------------|------------|------------|--------------|------------|
| Highway             | 393        | 401        | 241        | 160          | 465        |
| Commercial House    | 28         | 17         | 29         | 28           | 38         |
| Gas/Service/Station | 23         | 29         | 14         | 37           | 57         |
| Convenience Store   | 50         | 48         | 66         | 83           | 152        |
| Residence           | 51         | 45         | 59         | 83           | 76         |
| Bank                | 9          | 9          | 12         | 15           | 19         |
| Miscellaneous       | 271        | 366        | 448        | 607          | 142        |
| <b>Total</b>        | <b>825</b> | <b>915</b> | <b>869</b> | <b>1,013</b> | <b>949</b> |



**Scenario**

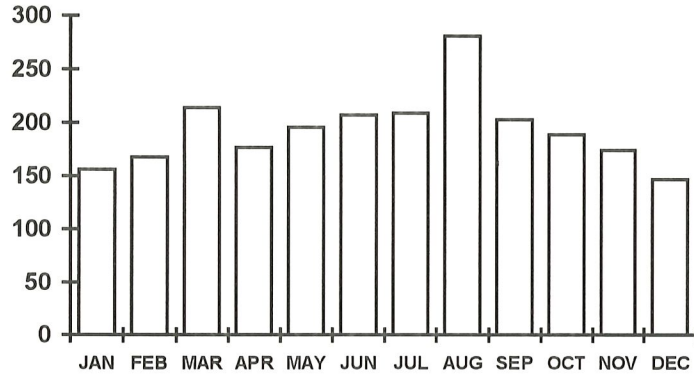
Most common:

- ◆ weapon - hands, fists, feet
- ◆ location - highway
- ◆ age group of arrestee - 25-29
- ◆ race of arrestee - white

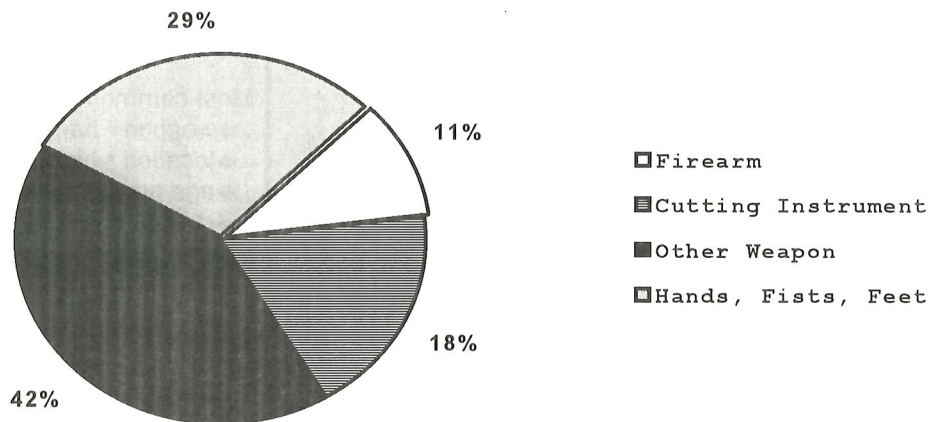


## Assault

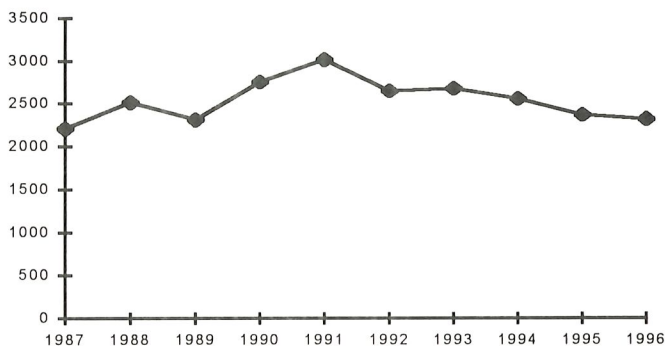
An unlawful attack by one person upon another for the purpose of inflicting severe bodily injury usually accompanied by the use of a weapon or other means likely to produce death or serious bodily harm.



During 1996 a total of 12,677 assaults took place, 10,349 were simple assaults and 2,328 were aggravated assaults.



- Firearm
- Cutting Instrument
- Other Weapon
- Hands, Fists, Feet



**Scenario**

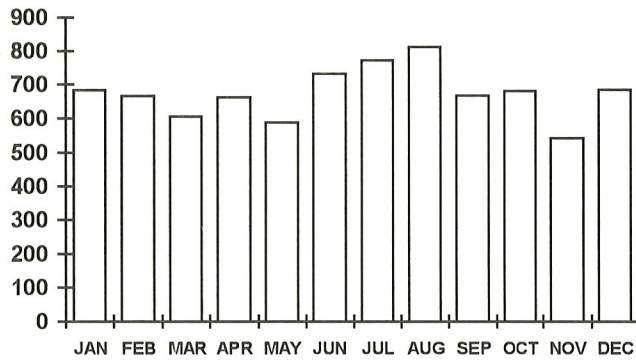
Most common:

- ◆ month - August
- ◆ weapon - other weapon
- ◆ age group of arrestee - 30-34
- ◆ race of arrestee - white



## Burglary

The unlawful entry of a "structure" with the intent to commit a felony or a theft.

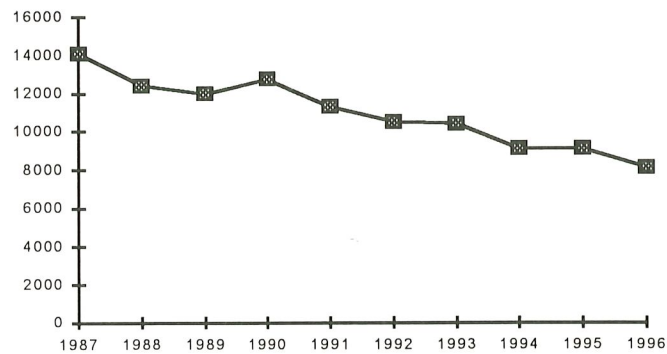


**Scenario**

Most common:

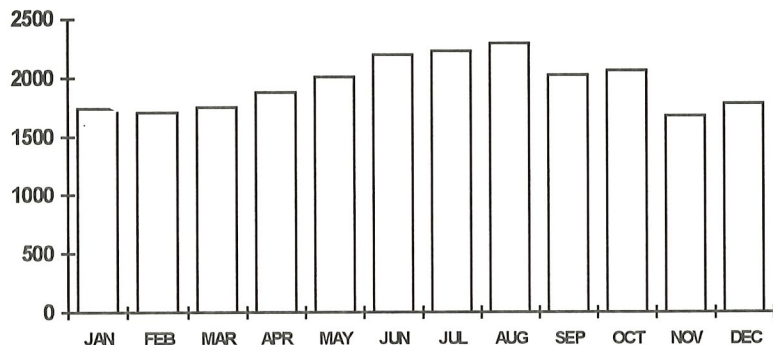
- ◆ premises - residence
- ◆ method of entry - force
- ◆ time of day - 6 p.m. - 6 a.m.
- ◆ month - August
- ◆ age group of arrestee - 25-29
- ◆ race of arrestee - white

| Time of Offense         | 1996         | 1995         | 1994         | 1993          | 1992          |
|-------------------------|--------------|--------------|--------------|---------------|---------------|
| <b>Residence:</b>       |              |              |              |               |               |
| Night (6 p.m. - 6 a.m.) | 1,530        | 2,027        | 2,033        | 2,456         | 2,793         |
| Day (6 a.m. - 6 p.m.)   | 1,847        | 2,086        | 2,256        | 2,534         | 3,530         |
| Unknown                 | 2,137        | 2,217        | 2,062        | 2,363         | 1,901         |
| <b>Non-Residence:</b>   |              |              |              |               |               |
| Night (6 p.m. - 6 a.m.) | 883          | 857          | 959          | 1,136         | 2,145         |
| Day (6 a.m. - 6 p.m.)   | 237          | 219          | 258          | 324           | 105           |
| Unknown                 | 1,489        | 1,829        | 1,535        | 1,602         | 53            |
| <b>Total</b>            | <b>8,123</b> | <b>9,235</b> | <b>9,103</b> | <b>10,415</b> | <b>10,527</b> |



## Larceny

The unlawful taking or stealing of property or articles without the use of force, violence, or fraud.



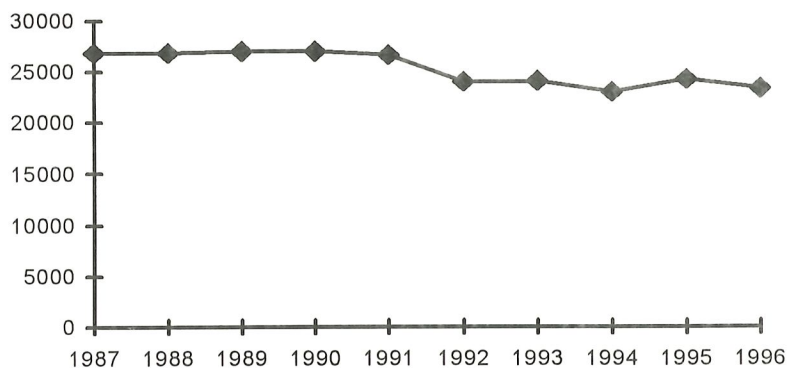
**Scenario**

Most common:

- ◆ Type - From Motor Vehicles
- ◆ month - August
- ◆ age group of arrestee - 13-14
- ◆ race of arrestee - white

**Total value stolen**

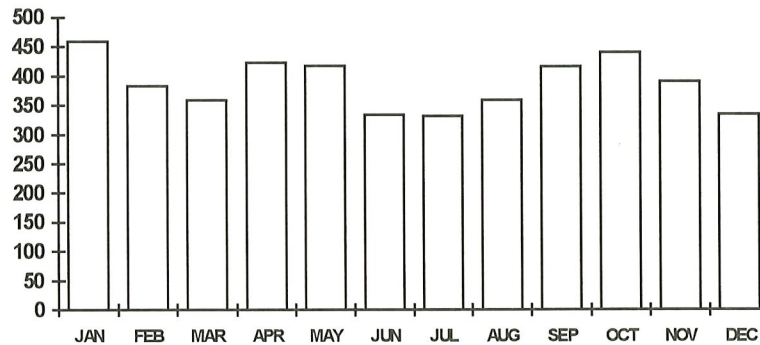
**\$7,824,820**



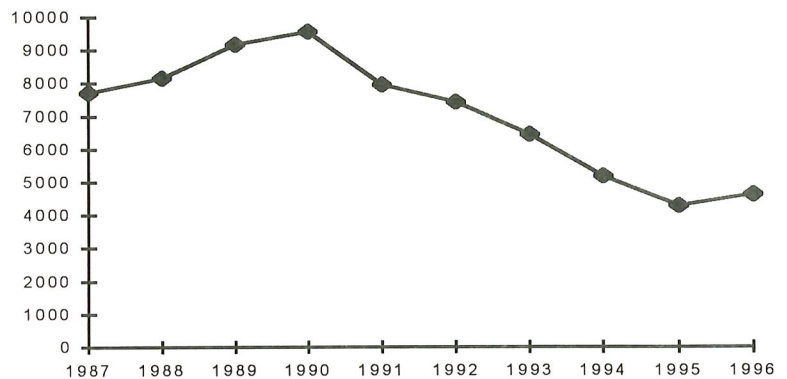
| Type                  | 1996          | 1995          | 1994          | 1993          | 1992          |
|-----------------------|---------------|---------------|---------------|---------------|---------------|
| Pocket Picking        | 81            | 60            | 59            | 103           | 144           |
| Purse Snatching       | 177           | 204           | 181           | 312           | 298           |
| Shoplifting           | 3,188         | 2,937         | 2,829         | 3,124         | 3,292         |
| From Motor Vehicles   | 6,148         | 6,838         | 6,072         | 6,532         | 7,367         |
| Motor Vehicle Parts   | 1,288         | 1,585         | 1,711         | 2,120         | 2,064         |
| Bicycles              | 1,888         | 2,369         | 2,391         | 2,292         | 1,765         |
| From Buildings        | 3,047         | 3,478         | 3,289         | 3,360         | 3,532         |
| Coin Operated Machine | 61            | 79            | 74            | 96            | 96            |
| Other                 | 7,463         | 7,236         | 6,394         | 6,167         | 5,480         |
| <b>Total</b>          | <b>23,341</b> | <b>24,786</b> | <b>23,000</b> | <b>24,106</b> | <b>24,038</b> |

## Motor Vehicle Theft

The unlawful taking or stealing of a motor vehicle, including attempts. This definition excludes taking for temporary use by those persons having lawful access to the vehicle.



**Scenario**  
 Most common:  
 ◆ month - January  
 ◆ age group of arrestee - 13-14  
 ◆ race of arrestee - white

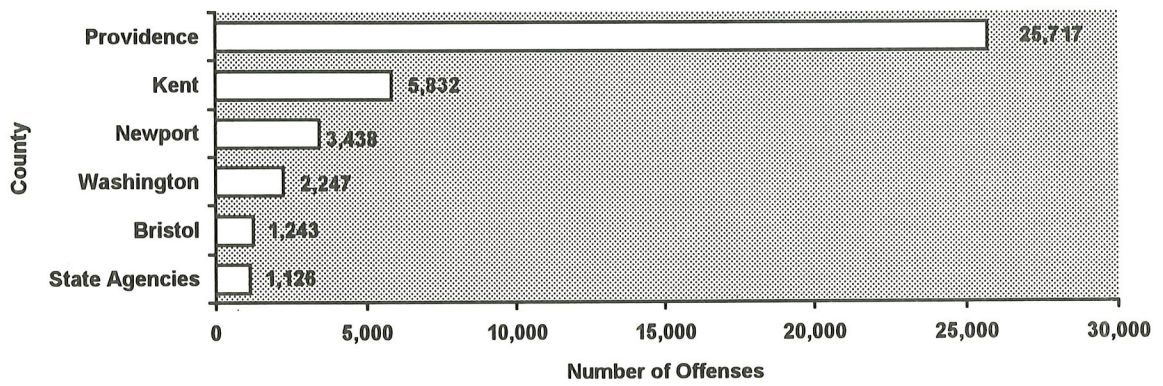


| Type           | 1996         | 1995         | 1994         | 1993         | 1992         |
|----------------|--------------|--------------|--------------|--------------|--------------|
| Autos          | 4,277        | 3,923        | 4,721        | 5,946        | 6,836        |
| Trucks/Buses   | 193          | 235          | 236          | 280          | 330          |
| Other Vehicles | 178          | 201          | 233          | 247          | 292          |
| <b>Total</b>   | <b>4,648</b> | <b>4,359</b> | <b>5,190</b> | <b>6,473</b> | <b>7,458</b> |

County Profile Data

|                       | MURDER | RAPE | ROBBERY | ASSAULT | BURGLARY | LARCENY | MOTOR<br>VEHICLE<br>THEFT | TOTAL<br>CRIME<br>INDEX |
|-----------------------|--------|------|---------|---------|----------|---------|---------------------------|-------------------------|
| <b>BRISTOL</b>        |        |      |         |         |          |         |                           |                         |
| 1996                  | 0      | 10   | 7       | 54      | 278      | 856     | 38                        | 1,243                   |
| 1995                  | 0      | 1    | 4       | 14      | 149      | 830     | 43                        | 1,041                   |
| 1994                  | 0      | 3    | 1       | 21      | 129      | 854     | 38                        | 1,046                   |
| 1993                  | 0      | 1    | 5       | 33      | 164      | 830     | 38                        | 1,071                   |
| 1992                  | 1      | 11   | 5       | 19      | 185      | 766     | 38                        | 1,025                   |
| <b>KENT</b>           |        |      |         |         |          |         |                           |                         |
| 1996                  | 4      | 26   | 41      | 656     | 868      | 3,805   | 432                       | 5,832                   |
| 1995                  | 2      | 17   | 34      | 640     | 988      | 4,030   | 445                       | 6,156                   |
| 1994                  | 2      | 21   | 44      | 622     | 854      | 3,892   | 637                       | 6,072                   |
| 1993                  | 4      | 26   | 41      | 507     | 1,015    | 3,810   | 756                       | 6,159                   |
| 1992                  | 0      | 32   | 37      | 595     | 1,077    | 3,597   | 800                       | 6,138                   |
| <b>NEWPORT</b>        |        |      |         |         |          |         |                           |                         |
| 1996                  | 1      | 25   | 56      | 236     | 735      | 2,244   | 141                       | 3,438                   |
| 1995                  | 0      | 19   | 45      | 253     | 695      | 2,362   | 143                       | 3,517                   |
| 1994                  | 1      | 19   | 45      | 269     | 667      | 2,044   | 142                       | 3,187                   |
| 1993                  | 1      | 26   | 63      | 390     | 725      | 2,327   | 174                       | 3,706                   |
| 1992                  | 1      | 22   | 40      | 311     | 854      | 2,491   | 202                       | 3,921                   |
| <b>PROVIDENCE</b>     |        |      |         |         |          |         |                           |                         |
| 1996                  | 18     | 173  | 705     | 1,201   | 5,630    | 14,082  | 3,908                     | 25,717                  |
| 1995                  | 32     | 183  | 819     | 1,253   | 6,727    | 14,900  | 3,535                     | 27,449                  |
| 1994                  | 37     | 193  | 764     | 1,384   | 6,680    | 13,694  | 4,177                     | 26,929                  |
| 1993                  | 31     | 199  | 893     | 1,542   | 7,748    | 14,632  | 5,346                     | 30,391                  |
| 1992                  | 32     | 205  | 847     | 1,525   | 7,684    | 14,928  | 6,220                     | 31,441                  |
| <b>WASHINGTON</b>     |        |      |         |         |          |         |                           |                         |
| 1996                  | 1      | 8    | 11      | 82      | 483      | 1,571   | 91                        | 2,247                   |
| 1995                  | 1      | 20   | 8       | 152     | 508      | 1,687   | 127                       | 2,503                   |
| 1994                  | 0      | 15   | 9       | 158     | 531      | 1,560   | 112                       | 2,385                   |
| 1993                  | 2      | 13   | 5       | 140     | 526      | 1,481   | 99                        | 2,266                   |
| 1992                  | 0      | 21   | 16      | 135     | 608      | 1,713   | 149                       | 2,642                   |
| <b>STATE AGENCIES</b> |        |      |         |         |          |         |                           |                         |
| 1996                  | 1      | 41   | 5       | 99      | 129      | 813     | 38                        | 1,126                   |
| 1995                  | 0      | 25   | 5       | 132     | 168      | 977     | 66                        | 1,373                   |
| 1994                  | 3      | 22   | 6       | 113     | 242      | 956     | 84                        | 1,426                   |
| 1993                  | 3      | 21   | 6       | 73      | 237      | 1,026   | 60                        | 1,426                   |
| 1992                  | 2      | 21   | 4       | 69      | 119      | 543     | 49                        | 807                     |
| <b>TOTAL</b>          |        |      |         |         |          |         |                           |                         |
| 1996                  | 25     | 283  | 825     | 2,328   | 8,123    | 23,371  | 4,648                     | 39,603                  |
| 1995                  | 35     | 265  | 915     | 2,444   | 9,235    | 24,786  | 4,359                     | 42,039                  |
| 1994                  | 43     | 273  | 869     | 2,567   | 9,103    | 23,000  | 5,190                     | 41,045                  |
| 1993                  | 41     | 286  | 1,013   | 2,685   | 10,415   | 24,106  | 6,473                     | 45,019                  |
| 1992                  | 36     | 312  | 949     | 2,654   | 10,527   | 24,038  | 7,458                     | 45,974                  |

### Municipal Profile Data



Crime in Rhode Island 1996

| MUNICIPALITY    | CRIME INDEX TOTAL | VIOLENT CRIME | NON VIOLENT CRIME | VIOLENT CRIME |      |         |                    |
|-----------------|-------------------|---------------|-------------------|---------------|------|---------|--------------------|
|                 |                   |               |                   | MURDER        | RAPE | ROBBERY | AGGRAVATED ASSAULT |
| BRISTOL COUNTY: |                   |               |                   |               |      |         |                    |
| Barrington      |                   |               |                   |               |      |         |                    |
| 1996            | 490               | 27            | 463               | 0             | 2    | 2       | 23                 |
| 1995            | 373               | 3             | 370               | 0             | 0    | 1       | 2                  |
| 1994            | 311               | 5             | 306               | 0             | 0    | 1       | 4                  |
| 1993            | 312               | 13            | 299               | 0             | 0    | 5       | 8                  |
| 1992            | 326               | 10            | 316               | 1             | 4    | 2       | 3                  |
| Bristol         |                   |               |                   |               |      |         |                    |
| 1996            | 365               | 20            | 345               | 0             | 1    | 2       | 17                 |
| 1995            | 371               | 14            | 357               | 0             | 0    | 3       | 11                 |
| 1994            | 366               | 20            | 346               | 0             | 3    | 0       | 17                 |
| 1993            | 399               | 25            | 374               | 0             | 0    | 0       | 25                 |
| 1992            | 365               | 19            | 346               | 0             | 1    | 2       | 16                 |
| Warren          |                   |               |                   |               |      |         |                    |
| 1996            | 388               | 24            | 364               | 0             | 7    | 3       | 14                 |
| 1995            | 297               | 2             | 295               | 0             | 1    | 0       | 1                  |
| 1994            | 369               | 0             | 369               | 0             | 0    | 0       | 0                  |
| 1993            | 360               | 1             | 359               | 0             | 1    | 0       | 0                  |
| 1992            | 334               | 7             | 327               | 0             | 6    | 1       | 0                  |
| KENT COUNTY:    |                   |               |                   |               |      |         |                    |
| Coventry        |                   |               |                   |               |      |         |                    |
| 1996            | 825               | 34            | 791               | 2             | 4    | 1       | 27                 |
| 1995            | 700               | 18            | 682               | 0             | 1    | 1       | 16                 |
| 1994            | 707               | 33            | 674               | 0             | 2    | 2       | 29                 |
| 1993            | 766               | 40            | 726               | 1             | 4    | 1       | 34                 |
| 1992            | 648               | 32            | 616               | 0             | 1    | 1       | 30                 |
| East Greenwich  |                   |               |                   |               |      |         |                    |
| 1996            | 224               | 12            | 212               | 0             | 2    | 3       | 7                  |
| 1995            | 253               | 8             | 245               | 0             | 2    | 3       | 3                  |
| 1994            | 192               | 19            | 173               | 0             | 0    | 1       | 18                 |
| 1993            | 293               | 10            | 283               | 0             | 1    | 1       | 8                  |
| 1992            | 315               | 16            | 299               | 0             | 6    | 4       | 6                  |
| Warwick         |                   |               |                   |               |      |         |                    |
| 1996            | 3,422             | 242           | 3,180             | 1             | 17   | 29      | 195                |
| 1995            | 3,770             | 242           | 3,528             | 1             | 12   | 23      | 206                |
| 1994            | 3,891             | 332           | 3,559             | 2             | 14   | 33      | 283                |
| 1993            | 3,960             | 363           | 3,597             | 3             | 17   | 35      | 308                |
| 1992            | 4,154             | 452           | 3,702             | 0             | 21   | 25      | 406                |
| West Greenwich  |                   |               |                   |               |      |         |                    |
| 1996            | 80                | 4             | 76                | 0             | 0    | 1       | 3                  |
| 1995            | 108               | 21            | 87                | 0             | 0    | 0       | 21                 |
| 1994            | 127               | 42            | 85                | 0             | 0    | 0       | 42                 |
| 1993            | 103               | 18            | 85                | 0             | 0    | 0       | 18                 |
| 1992            | 148               | 28            | 120               | 0             | 1    | 0       | 27                 |

| NON VIOLENT CRIME |         |                           | DEMOGRAPHIC DATA |      |                            | FULL TIME POLICE EMPLOYEE DATA |      |          |    |       |
|-------------------|---------|---------------------------|------------------|------|----------------------------|--------------------------------|------|----------|----|-------|
| BURGLARY          | LARCENY | MOTOR<br>VEHICLE<br>THEFT | AREA             |      | POPULATION<br>PER SQ. MILE | SWORN                          |      | CIVILIAN |    | TOTAL |
|                   |         | POPULATION                | MILES            | MALE |                            | FEMALE                         | MALE | FEMALE   |    |       |
|                   |         |                           | 15,800           | 8.4  | 1,886.8                    |                                |      |          |    |       |
| 155               | 305     | 3                         |                  |      |                            | 23                             | 1    | 1        | 2  | 27    |
| 29                | 336     | 5                         |                  |      |                            | 23                             | 1    | 3        | 4  | 31    |
| 24                | 277     | 5                         |                  |      |                            | 24                             | 0    | 2        | 3  | 29    |
| 31                | 263     | 5                         |                  |      |                            | 24                             | 0    | 3        | 3  | 30    |
| 61                | 249     | 6                         |                  |      |                            | 24                             | 0    | 3        | 3  | 30    |
|                   |         |                           | 21,734           | 10.1 | 2,141.1                    |                                |      |          |    |       |
| 67                | 255     | 23                        |                  |      |                            | 35                             | 0    | 6        | 5  | 46    |
| 73                | 265     | 19                        |                  |      |                            | 36                             | 0    | 5        | 5  | 46    |
| 64                | 272     | 10                        |                  |      |                            | 33                             | 0    | 5        | 3  | 41    |
| 72                | 287     | 15                        |                  |      |                            | 35                             | 0    | 6        | 3  | 44    |
| 82                | 244     | 20                        |                  |      |                            | 34                             | 0    | 6        | 4  | 44    |
|                   |         |                           | 11,321           | 6.2  | 1,836.3                    |                                |      |          |    |       |
| 56                | 296     | 12                        |                  |      |                            | 21                             | 0    | 4        | 2  | 27    |
| 47                | 229     | 19                        |                  |      |                            | 21                             | 0    | 3        | 3  | 27    |
| 41                | 305     | 23                        |                  |      |                            | 21                             | 0    | 3        | 3  | 27    |
| 61                | 280     | 18                        |                  |      |                            | 21                             | 0    | 4        | 2  | 27    |
| 42                | 273     | 12                        |                  |      |                            | 21                             | 0    | 5        | 2  | 28    |
|                   |         |                           | 31,609           | 59.5 | 522.4                      |                                |      |          |    |       |
| 158               | 594     | 39                        |                  |      |                            | 47                             | 3    | 4        | 9  | 63    |
| 189               | 469     | 24                        |                  |      |                            | 47                             | 3    | 4        | 9  | 63    |
| 191               | 445     | 38                        |                  |      |                            | 47                             | 3    | 4        | 9  | 63    |
| 180               | 509     | 37                        |                  |      |                            | 46                             | 4    | 4        | 9  | 63    |
| 196               | 383     | 37                        |                  |      |                            | 45                             | 4    | 4        | 11 | 64    |
|                   |         |                           | 11,835           | 16.1 | 719.1                      |                                |      |          |    |       |
| 40                | 164     | 8                         |                  |      |                            | 30                             | 3    | 5        | 0  | 38    |
| 42                | 191     | 12                        |                  |      |                            | 29                             | 3    | 1        | 3  | 36    |
| 44                | 123     | 6                         |                  |      |                            | 29                             | 3    | 1        | 3  | 36    |
| 82                | 188     | 13                        |                  |      |                            | 30                             | 4    | 0        | 2  | 36    |
| 82                | 205     | 12                        |                  |      |                            | 26                             | 1    | 3        | 5  | 35    |
|                   |         |                           | 85,823           | 35.5 | 2,406.4                    |                                |      |          |    |       |
| 461               | 2,397   | 322                       |                  |      |                            | 154                            | 11   | 19       | 31 | 215   |
| 527               | 2,654   | 347                       |                  |      |                            | 155                            | 10   | 21       | 31 | 217   |
| 435               | 2,604   | 520                       |                  |      |                            | 157                            | 10   | 24       | 31 | 222   |
| 517               | 2,444   | 636                       |                  |      |                            | 159                            | 8    | 24       | 31 | 222   |
| 605               | 2,393   | 704                       |                  |      |                            | 154                            | 10   | 26       | 26 | 216   |
|                   |         |                           | 3,963            | 50.6 | 69.0                       |                                |      |          |    |       |
| 39                | 34      | 3                         |                  |      |                            | 7                              | 0    | 2        | 3  | 12    |
| 22                | 63      | 2                         |                  |      |                            | 7                              | 0    | 2        | 3  | 12    |
| 22                | 61      | 2                         |                  |      |                            | 7                              | 0    | 2        | 3  | 12    |
| 14                | 68      | 3                         |                  |      |                            | 7                              | 0    | 2        | 3  | 12    |
| 31                | 87      | 2                         |                  |      |                            | 7                              | 0    | 2        | 2  | 11    |

Crime in Rhode Island 1996

| MUNICIPALITY    | CRIME INDEX TOTAL | VIOLENT CRIME | NON VIOLENT CRIME | VIOLENT CRIME |      |         |                    |  |
|-----------------|-------------------|---------------|-------------------|---------------|------|---------|--------------------|--|
|                 |                   |               |                   | MURDER        | RAPE | ROBBERY | AGGRAVATED ASSAULT |  |
| West Warwick    |                   |               |                   |               |      |         |                    |  |
| 1996            | 1,281             | 435           | 846               | 1             | 3    | 7       | 424                |  |
| 1995            | 1,325             | 404           | 921               | 1             | 2    | 7       | 394                |  |
| 1994            | 1,155             | 263           | 892               | 0             | 5    | 8       | 250                |  |
| 1993            | 1,037             | 147           | 890               | 0             | 4    | 4       | 139                |  |
| 1992            | 873               | 136           | 737               | 0             | 3    | 7       | 126                |  |
| NEWPORT COUNTY: |                   |               |                   |               |      |         |                    |  |
| Jamestown       |                   |               |                   |               |      |         |                    |  |
| 1996            | 111               | 2             | 109               | 0             | 0    | 0       | 2                  |  |
| 1995            | 148               | 11            | 137               | 0             | 0    | 0       | 11                 |  |
| 1994            | 98                | 6             | 92                | 0             | 2    | 0       | 4                  |  |
| 1993            | 118               | 3             | 115               | 0             | 0    | 0       | 3                  |  |
| 1992            | 147               | 2             | 145               | 0             | 1    | 0       | 1                  |  |
| Little Compton  |                   |               |                   |               |      |         |                    |  |
| 1996            | 31                | 1             | 30                | 0             | 0    | 0       | 1                  |  |
| 1995            | 40                | 0             | 40                | 0             | 0    | 0       | 0                  |  |
| 1994            | 28                | 0             | 28                | 0             | 0    | 0       | 0                  |  |
| 1993            | 52                | 0             | 52                | 0             | 0    | 0       | 0                  |  |
| 1992            | 64                | 1             | 63                | 0             | 0    | 1       | 0                  |  |
| Middletown      |                   |               |                   |               |      |         |                    |  |
| 1996            | 616               | 33            | 583               | 0             | 7    | 6       | 20                 |  |
| 1995            | 427               | 24            | 403               | 0             | 2    | 3       | 19                 |  |
| 1994            | 310               | 8             | 302               | 0             | 1    | 2       | 5                  |  |
| 1993            | 575               | 156           | 419               | 0             | 5    | 5       | 146                |  |
| 1992            | 550               | 102           | 448               | 0             | 2    | 3       | 97                 |  |
| Newport         |                   |               |                   |               |      |         |                    |  |
| 1996            | 2,115             | 246           | 1,869             | 0             | 12   | 47      | 187                |  |
| 1995            | 2,289             | 262           | 2,027             | 0             | 15   | 36      | 211                |  |
| 1994            | 2,165             | 279           | 1,886             | 0             | 14   | 40      | 225                |  |
| 1993            | 2,366             | 288           | 2,078             | 1             | 17   | 49      | 221                |  |
| 1992            | 2,383             | 225           | 2,158             | 0             | 17   | 32      | 176                |  |
| Portsmouth      |                   |               |                   |               |      |         |                    |  |
| 1996            | 300               | 15            | 285               | 0             | 3    | 3       | 9                  |  |
| 1995            | 261               | 13            | 248               | 0             | 1    | 2       | 10                 |  |
| 1994            | 271               | 23            | 248               | 0             | 2    | 0       | 21                 |  |
| 1993            | 225               | 24            | 201               | 0             | 4    | 2       | 18                 |  |
| 1992            | 392               | 36            | 356               | 0             | 2    | 1       | 33                 |  |
| Tiverton        |                   |               |                   |               |      |         |                    |  |
| 1996            | 265               | 21            | 244               | 1             | 3    | 0       | 17                 |  |
| 1995            | 352               | 7             | 345               | 0             | 1    | 4       | 2                  |  |
| 1994            | 315               | 18            | 297               | 1             | 0    | 3       | 14                 |  |
| 1993            | 370               | 9             | 361               | 0             | 0    | 7       | 2                  |  |
| 1992            | 385               | 8             | 377               | 1             | 0    | 3       | 4                  |  |



| NON VIOLENT CRIME |         |                           | DEMOGRAPHIC DATA |      |                            | FULL TIME POLICE EMPLOYEE DATA |        |          |        |       |
|-------------------|---------|---------------------------|------------------|------|----------------------------|--------------------------------|--------|----------|--------|-------|
| BURGLARY          | LARCENY | MOTOR<br>VEHICLE<br>THEFT | AREA             |      | POPULATION<br>PER SQ. MILE | SWORN                          |        | CIVILIAN |        | TOTAL |
|                   |         |                           | SQ<br>MILES      |      |                            | MALE                           | FEMALE | MALE     | FEMALE |       |
|                   |         |                           | 29,263           | 7.9  | 3,704.8                    |                                |        |          |        |       |
| 170               | 616     | 60                        |                  |      |                            | 59                             | 3      | 3        | 3      | 68    |
| 208               | 653     | 60                        |                  |      |                            | 58                             | 3      | 3        | 3      | 67    |
| 162               | 659     | 71                        |                  |      |                            | 53                             | 3      | 3        | 3      | 62    |
| 222               | 601     | 67                        |                  |      |                            | 52                             | 3      | 3        | 3      | 61    |
| 163               | 529     | 45                        |                  |      |                            | 51                             | 3      | 3        | 3      | 60    |
|                   |         |                           | 5,249            | 9.7  | 515.4                      |                                |        |          |        |       |
| 26                | 81      | 2                         |                  |      |                            | 11                             | 2      | 3        | 1      | 17    |
| 16                | 120     | 1                         |                  |      |                            | 13                             | 1      | 3        | 1      | 18    |
| 20                | 68      | 4                         |                  |      |                            | 12                             | 1      | 2        | 1      | 16    |
| 21                | 93      | 1                         |                  |      |                            | 13                             | 0      | 2        | 1      | 16    |
| 23                | 117     | 5                         |                  |      |                            | 12                             | 0      | 2        | 0      | 14    |
|                   |         |                           | 3,366            | 20.9 | 159.8                      |                                |        |          |        |       |
| 7                 | 23      | 0                         |                  |      |                            | 8                              | 0      | 1        | 3      | 12    |
| 7                 | 32      | 1                         |                  |      |                            | 8                              | 0      | 2        | 2      | 12    |
| 6                 | 18      | 4                         |                  |      |                            | 8                              | 0      | 1        | 3      | 12    |
| 12                | 35      | 5                         |                  |      |                            | 8                              | 0      | 1        | 3      | 12    |
| 13                | 49      | 1                         |                  |      |                            | 8                              | 0      | 1        | 3      | 12    |
|                   |         |                           | 18,788           | 13   | 1,496.9                    |                                |        |          |        |       |
| 107               | 452     | 24                        |                  |      |                            | 34                             | 3      | 2        | 2      | 41    |
| 56                | 334     | 13                        |                  |      |                            | 35                             | 3      | 1        | 2      | 41    |
| 40                | 252     | 10                        |                  |      |                            | 35                             | 3      | 1        | 2      | 41    |
| 43                | 353     | 23                        |                  |      |                            | 35                             | 3      | 1        | 2      | 41    |
| 83                | 337     | 28                        |                  |      |                            | 35                             | 3      | 1        | 2      | 41    |
|                   |         |                           | 27,455           | 7.9  | 3,501.0                    |                                |        |          |        |       |
| 501               | 1,281   | 87                        |                  |      |                            | 87                             | 2      | 8        | 14     | 111   |
| 474               | 1,456   | 97                        |                  |      |                            | 88                             | 2      | 8        | 15     | 113   |
| 508               | 1,308   | 70                        |                  |      |                            | 88                             | 3      | 8        | 14     | 113   |
| 504               | 1,483   | 91                        |                  |      |                            | 84                             | 3      | 8        | 13     | 108   |
| 557               | 1,498   | 103                       |                  |      |                            | 85                             | 3      | 8        | 15     | 111   |
|                   |         |                           | 17,364           | 23.2 | 726.6                      |                                |        |          |        |       |
| 46                | 226     | 13                        |                  |      |                            | 26                             | 1      | 0        | 2      | 29    |
| 46                | 188     | 14                        |                  |      |                            | 26                             | 1      | 0        | 2      | 29    |
| 44                | 180     | 24                        |                  |      |                            | 27                             | 0      | 0        | 2      | 29    |
| 46                | 135     | 20                        |                  |      |                            | 27                             | 0      | 3        | 0      | 30    |
| 85                | 244     | 27                        |                  |      |                            | 27                             | 0      | 0        | 2      | 29    |
|                   |         |                           | 14,495           | 29.4 | 486.8                      |                                |        |          |        |       |
| 48                | 181     | 15                        |                  |      |                            | 22                             | 1      | 4        | 3      | 30    |
| 96                | 232     | 17                        |                  |      |                            | 22                             | 1      | 6        | 3      | 32    |
| 49                | 218     | 30                        |                  |      |                            | 22                             | 0      | 6        | 2      | 30    |
| 99                | 228     | 34                        |                  |      |                            | 21                             | 0      | 6        | 3      | 30    |
| 93                | 246     | 38                        |                  |      |                            | 20                             | 0      | 6        | 3      | 29    |

Crime in Rhode Island 1996

| MUNICIPALITY       | CRIME INDEX TOTAL | VIOLENT CRIME | NON VIOLENT CRIME | VIOLENT CRIME |      |         |                    |  |
|--------------------|-------------------|---------------|-------------------|---------------|------|---------|--------------------|--|
|                    |                   |               |                   | MURDER        | RAPE | ROBBERY | AGGRAVATED ASSAULT |  |
| PROVIDENCE COUNTY: |                   |               |                   |               |      |         |                    |  |
| Burrillville       |                   |               |                   |               |      |         |                    |  |
| 1996               | 284               | 11            | 273               | 0             | 4    | 1       | 6                  |  |
| 1995               | 219               | 15            | 204               | 0             | 2    | 1       | 12                 |  |
| 1994               | 191               | 6             | 185               | 0             | 0    | 0       | 6                  |  |
| 1993               | 207               | 15            | 192               | 0             | 1    | 0       | 14                 |  |
| 1992               | 197               | 3             | 194               | 0             | 0    | 0       | 3                  |  |
| Central Falls      |                   |               |                   |               |      |         |                    |  |
| 1996               | 782               | 155           | 627               | 0             | 17   | 31      | 107                |  |
| 1995               | 567               | 111           | 456               | 0             | 8    | 19      | 84                 |  |
| 1994               | 742               | 107           | 635               | 2             | 10   | 17      | 78                 |  |
| 1993               | 985               | 224           | 761               | 4             | 8    | 24      | 188                |  |
| 1992               | 1,016             | 259           | 757               | 1             | 6    | 36      | 216                |  |
| Cranston           |                   |               |                   |               |      |         |                    |  |
| 1996               | 2,439             | 115           | 2,324             | 1             | 25   | 30      | 59                 |  |
| 1995               | 2,890             | 130           | 2,760             | 0             | 18   | 44      | 68                 |  |
| 1994               | 2,383             | 117           | 2,266             | 3             | 16   | 17      | 81                 |  |
| 1993               | 2,733             | 128           | 2,605             | 0             | 9    | 36      | 83                 |  |
| 1992               | 2,674             | 113           | 2,561             | 0             | 14   | 36      | 63                 |  |
| Cumberland         |                   |               |                   |               |      |         |                    |  |
| 1996               | 701               | 112           | 589               | 0             | 0    | 3       | 109                |  |
| 1995               | 768               | 132           | 636               | 2             | 2    | 3       | 125                |  |
| 1994               | 838               | 128           | 710               | 1             | 1    | 1       | 125                |  |
| 1993               | 986               | 187           | 799               | 0             | 2    | 6       | 179                |  |
| 1992               | 1,039             | 201           | 838               | 0             | 5    | 5       | 191                |  |
| East Providence    |                   |               |                   |               |      |         |                    |  |
| 1996               | 1,103             | 29            | 1,074             | 0             | 5    | 10      | 14                 |  |
| 1995               | 1,452             | 47            | 1,405             | 0             | 0    | 13      | 34                 |  |
| 1994               | 1,307             | 72            | 1,235             | 1             | 1    | 20      | 50                 |  |
| 1993               | 1,516             | 75            | 1,441             | 0             | 2    | 20      | 53                 |  |
| 1992               | 1,476             | 77            | 1,399             | 0             | 4    | 24      | 49                 |  |
| Foster             |                   |               |                   |               |      |         |                    |  |
| 1996               | 56                | 6             | 50                | 0             | 0    | 0       | 6                  |  |
| 1995               | 71                | 16            | 55                | 0             | 1    | 1       | 14                 |  |
| 1994               | 96                | 9             | 87                | 0             | 0    | 0       | 9                  |  |
| 1993               | 71                | 8             | 63                | 0             | 1    | 0       | 7                  |  |
| 1992               | 80                | 15            | 65                | 0             | 0    | 0       | 15                 |  |
| Glocester          |                   |               |                   |               |      |         |                    |  |
| 1996               | 116               | 6             | 110               | 0             | 1    | 0       | 5                  |  |
| 1995               | 66                | 4             | 62                | 0             | 2    | 0       | 2                  |  |
| 1994               | 112               | 5             | 107               | 0             | 0    | 0       | 5                  |  |
| 1993               | 109               | 2             | 107               | 2             | 0    | 0       | 0                  |  |
| 1992               | 112               | 4             | 108               | 1             | 0    | 1       | 2                  |  |

| NON VIOLENT CRIME |         |                           | DEMOGRAPHIC DATA |                     |                            | FULL TIME POLICE EMPLOYEE DATA |        |          |        |       |
|-------------------|---------|---------------------------|------------------|---------------------|----------------------------|--------------------------------|--------|----------|--------|-------|
| BURGLARY          | LARCENY | MOTOR<br>VEHICLE<br>THEFT | POPULATION       | AREA<br>SQ<br>MILES | POPULATION<br>PER SQ. MILE | SWORN                          |        | CIVILIAN |        | TOTAL |
|                   |         |                           |                  |                     |                            | MALE                           | FEMALE | MALE     | FEMALE |       |
|                   |         |                           | 16,230           | 55.6                | 291.9                      |                                |        |          |        |       |
| 81                | 180     | 12                        |                  |                     |                            | 20                             | 1      | 2        | 4      | 27    |
| 44                | 145     | 15                        |                  |                     |                            | 19                             | 1      | 2        | 4      | 26    |
| 65                | 111     | 9                         |                  |                     |                            | 20                             | 1      | 2        | 4      | 27    |
| 63                | 120     | 9                         |                  |                     |                            | 17                             | 1      | 2        | 4      | 24    |
| 63                | 120     | 11                        |                  |                     |                            | 16                             | 1      | 2        | 4      | 23    |
|                   |         |                           | 17,637           | 1.2                 | 14,697.5                   |                                |        |          |        |       |
| 183               | 319     | 125                       |                  |                     |                            | 40                             | 0      | 0        | 1      | 41    |
| 166               | 187     | 103                       |                  |                     |                            | 40                             | 0      | 0        | 1      | 41    |
| 207               | 255     | 173                       |                  |                     |                            | 37                             | 0      | 0        | 1      | 38    |
| 214               | 318     | 229                       |                  |                     |                            | 37                             | 0      | 1        | 1      | 39    |
| 232               | 306     | 219                       |                  |                     |                            | 36                             | 0      | 0        | 1      | 37    |
|                   |         |                           | 76,060           | 28.6                | 2,659.4                    |                                |        |          |        |       |
| 423               | 1,534   | 367                       |                  |                     |                            | 137                            | 8      | 12       | 19     | 176   |
| 774               | 1,696   | 290                       |                  |                     |                            | 137                            | 8      | 10       | 19     | 174   |
| 462               | 1,542   | 262                       |                  |                     |                            | 137                            | 8      | 21       | 11     | 177   |
| 616               | 1,650   | 339                       |                  |                     |                            | 138                            | 6      | 9        | 21     | 174   |
| 626               | 1,622   | 313                       |                  |                     |                            | 137                            | 6      | 22       | 11     | 176   |
|                   |         |                           | 29,038           | 26.8                | 1,083.5                    |                                |        |          |        |       |
| 107               | 436     | 46                        |                  |                     |                            | 41                             | 3      | 6        | 1      | 51    |
| 126               | 475     | 35                        |                  |                     |                            | 41                             | 2      | 6        | 1      | 50    |
| 149               | 492     | 69                        |                  |                     |                            | 41                             | 2      | 6        | 1      | 50    |
| 156               | 583     | 60                        |                  |                     |                            | 41                             | 2      | 6        | 3      | 52    |
| 174               | 605     | 59                        |                  |                     |                            | 39                             | 2      | 4        | 4      | 49    |
|                   |         |                           | 50,380           | 13.4                | 3,759.7                    |                                |        |          |        |       |
| 197               | 722     | 155                       |                  |                     |                            | 82                             | 3      | 11       | 8      | 104   |
| 340               | 923     | 142                       |                  |                     |                            | 85                             | 3      | 11       | 7      | 106   |
| 262               | 852     | 121                       |                  |                     |                            | 91                             | 4      | 11       | 9      | 115   |
| 266               | 965     | 210                       |                  |                     |                            | 87                             | 4      | 10       | 10     | 111   |
| 298               | 919     | 182                       |                  |                     |                            | 86                             | 3      | 10       | 11     | 110   |
|                   |         |                           | 4,316            | 51.2                | 84.3                       |                                |        |          |        |       |
| 22                | 24      | 4                         |                  |                     |                            | 7                              | 0      | 0        | 4      | 11    |
| 12                | 33      | 5                         |                  |                     |                            | 6                              | 0      | 0        | 4      | 10    |
| 36                | 47      | 4                         |                  |                     |                            | 6                              | 0      | 0        | 4      | 10    |
| 23                | 35      | 5                         |                  |                     |                            | 6                              | 0      | 0        | 4      | 10    |
| 26                | 33      | 6                         |                  |                     |                            | 7                              | 0      | 0        | 4      | 11    |
|                   |         |                           | 9,227            | 54.8                | 168.4                      |                                |        |          |        |       |
| 30                | 76      | 4                         |                  |                     |                            | 10                             | 0      | 4        | 0      | 14    |
| 27                | 34      | 1                         |                  |                     |                            | 10                             | 0      | 4        | 0      | 14    |
| 24                | 77      | 6                         |                  |                     |                            | 10                             | 0      | 3        | 1      | 14    |
| 31                | 70      | 6                         |                  |                     |                            | 9                              | 0      | 3        | 1      | 13    |
| 39                | 66      | 3                         |                  |                     |                            | 9                              | 0      | 3        | 1      | 13    |

Crime in Rhode Island 1996

| MUNICIPALITY       | CRIME INDEX TOTAL | VIOLENT CRIME | NON VIOLENT CRIME | VIOLENT CRIME |      |         |                    |  |
|--------------------|-------------------|---------------|-------------------|---------------|------|---------|--------------------|--|
|                    |                   |               |                   | MURDER        | RAPE | ROBBERY | AGGRAVATED ASSAULT |  |
| Smithfield         |                   |               |                   |               |      |         |                    |  |
| 1996               | 313               | 13            | 300               | 0             | 1    | 1       | 11                 |  |
| 1995               | 282               | 16            | 266               | 1             | 2    | 1       | 12                 |  |
| 1994               | 260               | 17            | 243               | 0             | 2    | 5       | 10                 |  |
| 1993               | 282               | 15            | 267               | 0             | 4    | 3       | 8                  |  |
| 1992               | 289               | 7             | 282               | 2             | 0    | 1       | 4                  |  |
| Woonsocket         |                   |               |                   |               |      |         |                    |  |
| 1996               | 1,196             | 147           | 1,049             | 1             | 5    | 42      | 99                 |  |
| 1995               | 1,095             | 112           | 983               | 1             | 5    | 28      | 78                 |  |
| 1994               | 1,128             | 148           | 980               | 3             | 13   | 16      | 116                |  |
| 1993               | 1,125             | 143           | 982               | 1             | 11   | 27      | 104                |  |
| 1992               | 1,491             | 132           | 1,359             | 1             | 15   | 27      | 89                 |  |
| WASHINGTON COUNTY: |                   |               |                   |               |      |         |                    |  |
| Charlestown        |                   |               |                   |               |      |         |                    |  |
| 1996               | 52                | 6             | 46                | 0             | 0    | 0       | 6                  |  |
| 1995               | 118               | 12            | 106               | 0             | 2    | 2       | 8                  |  |
| 1994               | 46                | 9             | 37                | 0             | 0    | 0       | 9                  |  |
| 1993               | 96                | 19            | 77                | 0             | 0    | 0       | 19                 |  |
| 1992               | 136               | 21            | 115               | 0             | 2    | 2       | 17                 |  |
| Hopkinton          |                   |               |                   |               |      |         |                    |  |
| 1996               | 123               | 0             | 123               | 0             | 0    | 0       | 0                  |  |
| 1995               | 121               | 2             | 119               | 0             | 0    | 0       | 2                  |  |
| 1994               | 133               | 0             | 133               | 0             | 0    | 0       | 0                  |  |
| 1993               | 119               | 2             | 117               | 0             | 0    | 0       | 2                  |  |
| 1992               | 143               | 1             | 142               | 0             | 0    | 1       | 0                  |  |
| Narragansett       |                   |               |                   |               |      |         |                    |  |
| 1996               | 449               | 34            | 415               | 1             | 1    | 3       | 29                 |  |
| 1995               | 463               | 56            | 407               | 0             | 7    | 3       | 46                 |  |
| 1994               | 512               | 74            | 438               | 0             | 3    | 2       | 69                 |  |
| 1993               | 499               | 64            | 435               | 0             | 4    | 1       | 59                 |  |
| 1992               | 600               | 75            | 525               | 0             | 3    | 3       | 69                 |  |
| New Shoreham       |                   |               |                   |               |      |         |                    |  |
| 1996               | 92                | 1             | 91                | 0             | 0    | 0       | 1                  |  |
| 1995               | 113               | 3             | 110               | 0             | 0    | 0       | 3                  |  |
| 1994               | 135               | 10            | 125               | 0             | 0    | 0       | 10                 |  |
| 1993               | 119               | 3             | 116               | 0             | 0    | 0       | 3                  |  |
| 1992               | 143               | 1             | 142               | 0             | 0    | 0       | 1                  |  |
| North Kingstown    |                   |               |                   |               |      |         |                    |  |
| 1996               | 552               | 30            | 522               | 0             | 0    | 5       | 25                 |  |
| 1995               | 591               | 50            | 541               | 0             | 1    | 1       | 48                 |  |
| 1994               | 596               | 18            | 578               | 0             | 3    | 1       | 14                 |  |
| 1993               | 576               | 18            | 558               | 0             | 0    | 0       | 18                 |  |
| 1992               | 601               | 20            | 581               | 0             | 1    | 3       | 16                 |  |

| NON VIOLENT CRIME |         |                           | DEMOGRAPHIC DATA |                     |                            | FULL TIME POLICE EMPLOYEE DATA |        |          |        |       |
|-------------------|---------|---------------------------|------------------|---------------------|----------------------------|--------------------------------|--------|----------|--------|-------|
| BURGLARY          | LARCENY | MOTOR<br>VEHICLE<br>THEFT | POPULATION       | AREA<br>SQ<br>MILES | POPULATION<br>PER SQ. MILE | SWORN                          |        | CIVILIAN |        | TOTAL |
|                   |         |                           |                  |                     |                            | MALE                           | FEMALE | MALE     | FEMALE |       |
|                   |         |                           | 19,163           | 26.6                | 720.4                      |                                |        |          |        |       |
| 65                | 211     | 24                        |                  |                     |                            | 36                             | 0      | 5        | 4      | 45    |
| 38                | 202     | 26                        |                  |                     |                            | 36                             | 0      | 5        | 4      | 45    |
| 58                | 156     | 29                        |                  |                     |                            | 36                             | 0      | 4        | 5      | 45    |
| 54                | 170     | 43                        |                  |                     |                            | 36                             | 0      | 5        | 3      | 44    |
| 64                | 177     | 41                        |                  |                     |                            | 34                             | 0      | 5        | 4      | 43    |
|                   |         |                           | 43,877           | 7.7                 | 5,698.3                    |                                |        |          |        |       |
| 248               | 698     | 103                       |                  |                     |                            | 95                             | 3      | 7        | 1      | 106   |
| 251               | 636     | 96                        |                  |                     |                            | 96                             | 3      | 6        | 1      | 106   |
| 288               | 567     | 125                       |                  |                     |                            | 99                             | 3      | 8        | 1      | 111   |
| 238               | 626     | 118                       |                  |                     |                            | 102                            | 3      | 7        | 1      | 113   |
| 328               | 816     | 215                       |                  |                     |                            | 102                            | 3      | 7        | 1      | 113   |
|                   |         |                           | 6,478            | 36.8                | 176.0                      |                                |        |          |        |       |
| 15                | 30      | 1                         |                  |                     |                            | 16                             | 1      | 2        | 3      | 22    |
| 35                | 68      | 3                         |                  |                     |                            | 16                             | 1      | 2        | 3      | 22    |
| 15                | 20      | 2                         |                  |                     |                            | 17                             | 0      | 2        | 3      | 22    |
| 19                | 54      | 4                         |                  |                     |                            | 17                             | 0      | 2        | 3      | 22    |
| 38                | 72      | 5                         |                  |                     |                            | 15                             | 1      | 2        | 3      | 21    |
|                   |         |                           | 6,873            | 43.0                | 159.8                      |                                |        |          |        |       |
| 40                | 80      | 3                         |                  |                     |                            | 9                              | 0      | 3        | 2      | 14    |
| 27                | 83      | 9                         |                  |                     |                            | 10                             | 0      | 3        | 2      | 15    |
| 40                | 89      | 4                         |                  |                     |                            | 10                             | 0      | 3        | 2      | 15    |
| 33                | 78      | 6                         |                  |                     |                            | 10                             | 0      | 3        | 2      | 15    |
| 46                | 88      | 8                         |                  |                     |                            | 10                             | 0      | 3        | 2      | 15    |
|                   |         |                           | 14,985           | 14.1                | 1,062.8                    |                                |        |          |        |       |
| 102               | 299     | 14                        |                  |                     |                            | 32                             | 2      | 1        | 6      | 41    |
| 93                | 293     | 21                        |                  |                     |                            | 32                             | 2      | 3        | 6      | 43    |
| 120               | 293     | 25                        |                  |                     |                            | 32                             | 2      | 3        | 6      | 43    |
| 149               | 263     | 23                        |                  |                     |                            | 33                             | 1      | 3        | 7      | 44    |
| 135               | 353     | 37                        |                  |                     |                            | 33                             | 1      | 3        | 7      | 44    |
|                   |         |                           | 836              | 9.7                 | 86.2                       |                                |        |          |        |       |
| 8                 | 69      | 14                        |                  |                     |                            | 3                              | 0      | 1        | 4      | 8     |
| 12                | 93      | 5                         |                  |                     |                            | 3                              | 0      | 0        | 2      | 5     |
| 11                | 108     | 6                         |                  |                     |                            | 3                              | 0      | 0        | 3      | 6     |
| 7                 | 107     | 2                         |                  |                     |                            | 3                              | 0      | 0        | 4      | 7     |
| 17                | 118     | 7                         |                  |                     |                            | 3                              | 0      | 0        | 4      | 7     |
|                   |         |                           | 23,786           | 43.7                | 544.3                      |                                |        |          |        |       |
| 111               | 391     | 20                        |                  |                     |                            | 47                             | 2      | 3        | 5      | 57    |
| 153               | 353     | 35                        |                  |                     |                            | 47                             | 2      | 5        | 6      | 60    |
| 127               | 423     | 28                        |                  |                     |                            | 47                             | 2      | 3        | 5      | 57    |
| 131               | 402     | 25                        |                  |                     |                            | 48                             | 1      | 5        | 6      | 60    |
| 142               | 406     | 33                        |                  |                     |                            | 48                             | 1      | 5        | 6      | 60    |

Crime in Rhode Island 1996

| MUNICIPALITY     | CRIME INDEX TOTAL | VIOLENT CRIME | NON VIOLENT CRIME | VIOLENT CRIME |      |         |                    |  |
|------------------|-------------------|---------------|-------------------|---------------|------|---------|--------------------|--|
|                  |                   |               |                   | MURDER        | RAPE | ROBBERY | AGGRAVATED ASSAULT |  |
| Richmond         |                   |               |                   |               |      |         |                    |  |
| 1996             | 87                | 9             | 78                | 0             | 2    | 0       | 7                  |  |
| 1995             | 93                | 11            | 82                | 0             | 0    | 0       | 11                 |  |
| 1994             | 93                | 36            | 57                | 0             | 0    | 1       | 35                 |  |
| 1993             | 69                | 17            | 52                | 0             | 0    | 0       | 17                 |  |
| 1992             | 73                | 15            | 58                | 0             | 1    | 0       | 14                 |  |
| South Kingstown  |                   |               |                   |               |      |         |                    |  |
| 1996             | 525               | 17            | 508               | 0             | 3    | 2       | 12                 |  |
| 1995             | 629               | 24            | 605               | 0             | 10   | 1       | 13                 |  |
| 1994             | 494               | 29            | 465               | 0             | 9    | 3       | 17                 |  |
| 1993             | 459               | 23            | 436               | 0             | 9    | 2       | 12                 |  |
| 1992             | 575               | 31            | 544               | 0             | 13   | 5       | 13                 |  |
| Westerly         |                   |               |                   |               |      |         |                    |  |
| 1996             | 367               | 5             | 362               | 0             | 2    | 1       | 2                  |  |
| 1995             | 375               | 23            | 352               | 1             | 0    | 1       | 21                 |  |
| 1994             | 376               | 6             | 370               | 0             | 0    | 2       | 4                  |  |
| 1993             | 329               | 14            | 315               | 2             | 0    | 2       | 10                 |  |
| 1992             | 371               | 8             | 363               | 0             | 1    | 2       | 5                  |  |
| STATE AGENCIES:  |                   |               |                   |               |      |         |                    |  |
| Brown University |                   |               |                   |               |      |         |                    |  |
| 1996             | 371               | 8             | 363               | 0             | 4    | 1       | 3                  |  |
| 1995             | 473               | 8             | 465               | 0             | 2    | 5       | 1                  |  |
| 1994             | 564               | 6             | 558               | 0             | 0    | 3       | 3                  |  |
| 1993             | 614               | 8             | 606               | 0             | 0    | 1       | 7                  |  |
| 1992             | 0                 | 0             | 0                 | 0             | 0    | 0       | 0                  |  |
| DEM              |                   |               |                   |               |      |         |                    |  |
| 1996             | 18                | 0             | 18                | 0             | 0    | 0       | 0                  |  |
| 1995             | 7                 | 0             | 7                 | 0             | 0    | 0       | 0                  |  |
| 1994             | 6                 | 1             | 5                 | 0             | 0    | 0       | 1                  |  |
| 1993             | 13                | 0             | 13                | 0             | 0    | 0       | 0                  |  |
| 1992             | 25                | 0             | 25                | 0             | 0    | 0       | 0                  |  |
| State Police     |                   |               |                   |               |      |         |                    |  |
| 1996             | 467               | 133           | 334               | 1             | 36   | 4       | 92                 |  |
| 1995             | 613               | 152           | 461               | 0             | 23   | 0       | 129                |  |
| 1994             | 579               | 131           | 448               | 3             | 22   | 3       | 103                |  |
| 1993             | 539               | 89            | 450               | 3             | 21   | 5       | 60                 |  |
| 1992             | 509               | 89            | 420               | 2             | 19   | 3       | 65                 |  |
| University of RI |                   |               |                   |               |      |         |                    |  |
| 1996             | 270               | 5             | 265               | 0             | 1    | 0       | 4                  |  |
| 1995             | 280               | 2             | 278               | 0             | 0    | 0       | 2                  |  |
| 1994             | 277               | 6             | 271               | 0             | 0    | 0       | 6                  |  |
| 1993             | 260               | 6             | 254               | 0             | 0    | 0       | 6                  |  |
| 1992             | 273               | 7             | 266               | 0             | 2    | 1       | 4                  |  |

| NON VIOLENT CRIME |         |                     | DEMOGRAPHIC DATA |          |                         | FULL TIME POLICE EMPLOYEE DATA |        |          |        |       |
|-------------------|---------|---------------------|------------------|----------|-------------------------|--------------------------------|--------|----------|--------|-------|
| BURGLARY          | LARCENY | MOTOR VEHICLE THEFT | POPULATION       | AREA     | POPULATION PER SQ. MILE | SWORN                          |        | CIVILIAN |        | TOTAL |
|                   |         |                     |                  | SQ MILES |                         | MALE                           | FEMALE | MALE     | FEMALE |       |
|                   |         |                     | 5,351            | 40.6     | 131.8                   |                                |        |          |        |       |
| 13                | 62      | 3                   |                  |          |                         | 6                              | 0      | 1        | 2      | 9     |
| 12                | 64      | 6                   |                  |          |                         | 6                              | 0      | 1        | 1      | 8     |
| 12                | 45      | 0                   |                  |          |                         | 5                              | 0      | 1        | 0      | 6     |
| 12                | 40      | 0                   |                  |          |                         | 5                              | 0      | 5        | 0      | 10    |
| 22                | 34      | 2                   |                  |          |                         | 5                              | 0      | 1        | 0      | 6     |
|                   |         |                     | 24,631           | 57.1     | 431.4                   |                                |        |          |        |       |
| 113               | 374     | 21                  |                  |          |                         | 42                             | 2      | 7        | 7      | 58    |
| 90                | 484     | 31                  |                  |          |                         | 42                             | 2      | 7        | 7      | 58    |
| 104               | 337     | 24                  |                  |          |                         | 41                             | 2      | 7        | 7      | 57    |
| 91                | 323     | 22                  |                  |          |                         | 41                             | 2      | 8        | 6      | 57    |
| 116               | 388     | 40                  |                  |          |                         | 41                             | 2      | 7        | 7      | 57    |
|                   |         |                     | 21,605           | 30.1     | 717.8                   |                                |        |          |        |       |
| 81                | 266     | 15                  |                  |          |                         | 36                             | 2      | 7        | 3      | 48    |
| 86                | 249     | 17                  |                  |          |                         | 36                             | 2      | 6        | 3      | 47    |
| 102               | 245     | 23                  |                  |          |                         | 36                             | 2      | 5        | 3      | 46    |
| 84                | 214     | 17                  |                  |          |                         | 35                             | 2      | 7        | 3      | 47    |
| 92                | 254     | 17                  |                  |          |                         | 35                             | 2      | 4        | 3      | 44    |
|                   |         |                     | n/a              | n/a      | n/a                     |                                |        |          |        |       |
| 33                | 328     | 2                   |                  |          |                         | 21                             | 3      | 21       | 14     | 59    |
| 60                | 402     | 3                   |                  |          |                         | 19                             | 2      | 26       | 16     | 63    |
| 125               | 430     | 3                   |                  |          |                         | 18                             | 3      | 24       | 13     | 58    |
| 134               | 470     | 2                   |                  |          |                         | 17                             | 2      | 23       | 13     | 55    |
| 0                 | 0       | 0                   |                  |          |                         | 17                             | 2      | 23       | 13     | 55    |
|                   |         |                     | n/a              | n/a      | n/a                     |                                |        |          |        |       |
| 0                 | 18      | 0                   |                  |          |                         | 33                             | 4      | 5        | 4      | 46    |
| 0                 | 7       | 0                   |                  |          |                         | 34                             | 4      | 5        | 5      | 48    |
| 0                 | 5       |                     |                  |          |                         | 34                             | 2      | 6        | 4      | 46    |
| 0                 | 13      | 0                   |                  |          |                         | 36                             | 3      | 3        | 3      | 45    |
| 0                 | 25      | 0                   |                  |          |                         | 34                             | 3      | 4        | 3      | 44    |
|                   |         |                     | n/a              | n/a      | n/a                     |                                |        |          |        |       |
| 78                | 224     | 32                  |                  |          |                         | 179                            | 14     | 25       | 16     | 234   |
| 89                | 317     | 55                  |                  |          |                         | 188                            | 13     | 31       | 12     | 244   |
| 92                | 285     | 71                  |                  |          |                         | 193                            | 14     | 25       | 17     | 249   |
| 87                | 308     | 55                  |                  |          |                         | 167                            | 13     | 25       | 18     | 223   |
| 96                | 283     | 41                  |                  |          |                         | 181                            | 13     | 23       | 15     | 232   |
|                   |         |                     | n/a              | n/a      | n/a                     |                                |        |          |        |       |
| 18                | 243     | 4                   |                  |          |                         | 13                             | 3      | 4        | 6      | 26    |
| 19                | 251     | 8                   |                  |          |                         | 12                             | 4      | 3        | 8      | 27    |
| 25                | 236     | 10                  |                  |          |                         | 13                             | 4      | 8        | 5      | 30    |
| 16                | 235     | 3                   |                  |          |                         | 15                             | 5      | 5        | 6      | 31    |
| 23                | 235     | 8                   |                  |          |                         | 15                             | 5      | 5        | 6      | 31    |

Total Arrests by Age

|                             | TOTAL<br>ARRESTS | TOTAL<br>UNDER<br>AGE 18 | TOTAL 18<br>AND OVER | < 10 | 10-12 | 13-14 | 15    | 16    | 17    |
|-----------------------------|------------------|--------------------------|----------------------|------|-------|-------|-------|-------|-------|
| Murder                      | 13               | 1                        | 12                   | 0    | 0     | 1     | 0     | 0     | 0     |
| Rape                        | 109              | 14                       | 95                   | 0    | 2     | 2     | 4     | 3     | 3     |
| Robbery                     | 216              | 65                       | 151                  | 2    | 8     | 17    | 10    | 11    | 17    |
| Aggravated Assault          | 2,091            | 393                      | 1,698                | 3    | 33    | 94    | 72    | 92    | 99    |
| Burglary                    | 1,140            | 431                      | 709                  | 3    | 44    | 114   | 83    | 106   | 81    |
| Larceny-Theft               | 4,033            | 1,717                    | 2,316                | 24   | 189   | 486   | 346   | 346   | 326   |
| Motor Vehicle Theft         | 535              | 224                      | 311                  | 0    | 4     | 54    | 63    | 54    | 49    |
| Manslaughter                | 0                | 0                        | 0                    | 0    | 0     | 0     | 0     | 0     | 0     |
| Simple Assault              | 5,354            | 938                      | 4,416                | 18   | 93    | 220   | 205   | 186   | 216   |
| Arson                       | 116              | 65                       | 51                   | 8    | 17    | 24    | 4     | 8     | 4     |
| Forgery/Counterfeiting      | 139              | 18                       | 121                  | 0    | 0     | 2     | 2     | 3     | 11    |
| Fraud                       | 1,151            | 35                       | 1,116                | 0    | 2     | 5     | 9     | 12    | 7     |
| Embezzlement                | 113              | 11                       | 102                  | 0    | 0     | 4     | 0     | 3     | 4     |
| Stolen Property             | 621              | 170                      | 451                  | 1    | 10    | 43    | 32    | 35    | 49    |
| Vandalism                   | 1,883            | 851                      | 1,032                | 22   | 91    | 195   | 172   | 205   | 166   |
| Weapons; Carrying           | 534              | 222                      | 312                  | 7    | 21    | 58    | 36    | 53    | 47    |
| Prostitution                | 522              | 5                        | 517                  | 0    | 0     | 0     | 2     | 0     | 3     |
| Sex Offenses                | 379              | 58                       | 321                  | 2    | 6     | 12    | 11    | 9     | 18    |
| Drug Abuse Violations       | 4,252            | 628                      | 3,624                | 1    | 3     | 75    | 112   | 176   | 261   |
| Bookmaking                  | 27               | 0                        | 27                   | 0    | 0     | 0     | 0     | 0     | 0     |
| Numbers and Lottery         | 1                | 0                        | 1                    | 0    | 0     | 0     | 0     | 0     | 0     |
| All Other Gambling          | 2                | 0                        | 2                    | 0    | 0     | 0     | 0     | 0     | 0     |
| Offenses Against Family     | 549              | 172                      | 377                  | 0    | 8     | 40    | 42    | 48    | 34    |
| Driving Under the Influence | 1,999            | 24                       | 1,975                | 0    | 0     | 0     | 0     | 8     | 16    |
| Liquor Laws                 | 1,319            | 252                      | 1,067                | 0    | 3     | 19    | 20    | 71    | 139   |
| Drunkenness                 | 33               | 7                        | 26                   | 0    | 0     | 1     | 2     | 3     | 1     |
| Disorderly Conduct          | 3,137            | 602                      | 2,535                | 1    | 27    | 121   | 110   | 155   | 188   |
| Vagrancy                    | 67               | 30                       | 37                   | 0    | 0     | 5     | 8     | 6     | 11    |
| All Other Offenses          | 10,884           | 1,174                    | 9,710                | 10   | 66    | 298   | 274   | 277   | 249   |
| Suspicion                   | 593              | 357                      | 236                  | 2    | 17    | 85    | 64    | 92    | 97    |
| Curfew/Loitering Violations | 50               | 50                       | 0                    | 0    | 1     | 8     | 11    | 16    | 14    |
| Runaways                    | 863              | 863                      | 0                    | 6    | 54    | 284   | 198   | 189   | 132   |
| GRAND TOTAL                 | 42,725           | 9,377                    | 33,348               | 110  | 699   | 2,267 | 1,892 | 2,167 | 2,242 |



Total Arrests by Age

| 18    | 19    | 20    | 21    | 22    | 23    | 24    | 25-29 | 30-34 | 35-39 | 40-44 | 45-49 | 50-54 | 55-59 | 60-64 | 65+ |
|-------|-------|-------|-------|-------|-------|-------|-------|-------|-------|-------|-------|-------|-------|-------|-----|
| 1     | 0     | 1     | 1     | 2     | 1     | 2     | 1     | 2     | 1     | 0     | 0     | 0     | 0     | 0     | 0   |
| 0     | 2     | 5     | 4     | 5     | 8     | 6     | 16    | 12    | 14    | 10    | 7     | 2     | 2     | 2     | 0   |
| 18    | 13    | 10    | 14    | 2     | 3     | 7     | 28    | 25    | 22    | 4     | 2     | 1     | 1     | 0     | 1   |
| 78    | 87    | 81    | 94    | 76    | 64    | 74    | 296   | 325   | 237   | 139   | 69    | 36    | 16    | 11    | 15  |
| 79    | 55    | 41    | 27    | 35    | 29    | 30    | 132   | 99    | 117   | 35    | 14    | 7     | 2     | 3     | 4   |
| 271   | 201   | 144   | 117   | 101   | 88    | 65    | 350   | 298   | 286   | 183   | 98    | 51    | 22    | 14    | 27  |
| 45    | 30    | 23    | 21    | 23    | 16    | 17    | 50    | 35    | 26    | 15    | 8     | 1     | 0     | 0     | 1   |
| 0     | 0     | 0     | 0     | 0     | 0     | 0     | 0     | 0     | 0     | 0     | 0     | 0     | 0     | 0     | 0   |
| 234   | 190   | 227   | 196   | 166   | 175   | 171   | 784   | 795   | 671   | 395   | 204   | 88    | 58    | 22    | 40  |
| 5     | 5     | 3     | 1     | 5     | 4     | 1     | 4     | 11    | 4     | 3     | 1     | 4     | 0     | 0     | 0   |
| 7     | 4     | 8     | 5     | 8     | 6     | 6     | 18    | 20    | 14    | 9     | 9     | 6     | 1     | 0     | 0   |
| 31    | 32    | 35    | 57    | 37    | 40    | 47    | 198   | 231   | 166   | 120   | 63    | 30    | 22    | 2     | 5   |
| 8     | 2     | 3     | 6     | 8     | 3     | 5     | 13    | 14    | 15    | 10    | 11    | 1     | 1     | 1     | 1   |
| 56    | 41    | 33    | 29    | 40    | 29    | 11    | 52    | 65    | 57    | 21    | 12    | 2     | 2     | 0     | 1   |
| 139   | 92    | 77    | 59    | 68    | 47    | 52    | 130   | 142   | 97    | 59    | 39    | 11    | 12    | 2     | 6   |
| 48    | 34    | 28    | 20    | 16    | 7     | 15    | 44    | 39    | 28    | 17    | 7     | 4     | 1     | 3     | 1   |
| 9     | 4     | 12    | 3     | 11    | 21    | 21    | 115   | 111   | 101   | 63    | 24    | 12    | 4     | 4     | 2   |
| 5     | 12    | 8     | 17    | 17    | 19    | 17    | 85    | 41    | 39    | 21    | 8     | 10    | 7     | 5     | 10  |
| 342   | 333   | 286   | 224   | 206   | 148   | 184   | 650   | 493   | 387   | 220   | 101   | 33    | 8     | 4     | 5   |
| 0     | 0     | 0     | 0     | 0     | 1     | 0     | 5     | 7     | 3     | 2     | 2     | 4     | 3     | 0     | 0   |
| 0     | 0     | 0     | 0     | 0     | 0     | 0     | 0     | 0     | 0     | 1     | 0     | 0     | 0     | 0     | 0   |
| 0     | 1     | 0     | 0     | 0     | 0     | 0     | 1     | 0     | 0     | 0     | 0     | 0     | 0     | 0     | 0   |
| 2     | 11    | 11    | 9     | 9     | 4     | 20    | 75    | 82    | 62    | 44    | 18    | 13    | 5     | 3     | 9   |
| 40    | 54    | 56    | 82    | 49    | 64    | 63    | 275   | 334   | 348   | 277   | 175   | 68    | 42    | 25    | 23  |
| 186   | 221   | 181   | 68    | 47    | 42    | 27    | 146   | 58    | 39    | 26    | 13    | 4     | 4     | 1     | 4   |
| 2     | 0     | 1     | 6     | 0     | 2     | 0     | 5     | 3     | 1     | 3     | 2     | 0     | 0     | 1     | 0   |
| 177   | 185   | 153   | 187   | 128   | 108   | 110   | 444   | 359   | 281   | 203   | 102   | 51    | 25    | 7     | 15  |
| 10    | 6     | 1     | 2     | 0     | 0     | 2     | 3     | 3     | 2     | 2     | 0     | 4     | 2     | 0     | 0   |
| 350   | 405   | 475   | 462   | 403   | 457   | 424   | 2,049 | 1,807 | 1,353 | 714   | 421   | 174   | 99    | 56    | 61  |
| 42    | 18    | 13    | 8     | 12    | 10    | 7     | 39    | 20    | 23    | 21    | 8     | 9     | 3     | 1     | 2   |
| 0     | 0     | 0     | 0     | 0     | 0     | 0     | 0     | 0     | 0     | 0     | 0     | 0     | 0     | 0     | 0   |
| 0     | 0     | 0     | 0     | 0     | 0     | 0     | 0     | 0     | 0     | 0     | 0     | 0     | 0     | 0     | 0   |
| 2,185 | 2,038 | 1,916 | 1,719 | 1,474 | 1,396 | 1,384 | 6,008 | 5,431 | 4,394 | 2,617 | 1,418 | 626   | 342   | 167   | 233 |

### Recapitulation of Offenses

| OFFENSES                      | 1988          | 1989          | 1990          | 1991          | 1992          | 1993          | 1994          | 1995          | 1996          |
|-------------------------------|---------------|---------------|---------------|---------------|---------------|---------------|---------------|---------------|---------------|
| <b>TOTAL CRIME INDEX</b>      | <b>51,414</b> | <b>51,956</b> | <b>53,630</b> | <b>50,573</b> | <b>45,974</b> | <b>45,019</b> | <b>41,045</b> | <b>42,039</b> | <b>39,603</b> |
| <b>MURDER</b>                 | <b>47</b>     | <b>48</b>     | <b>49</b>     | <b>37</b>     | <b>36</b>     | <b>41</b>     | <b>43</b>     | <b>35</b>     | <b>25</b>     |
| Firearm                       | 17            | 22            | 31            | 17            | 19            | 22            | 22            | 25            | 15            |
| Knife or Cutting Instrument   | 11            | 12            | 7             | 9             | 5             | 7             | 9             | 5             | 2             |
| Other Dangerous Weapon        | 9             | 8             | 5             | 6             | 7             | 8             | 6             | 2             | 4             |
| Hands, Fists, Feet            | 10            | 6             | 6             | 5             | 5             | 4             | 6             | 3             | 4             |
| <b>RAPE</b>                   | <b>302</b>    | <b>265</b>    | <b>245</b>    | <b>311</b>    | <b>312</b>    | <b>286</b>    | <b>273</b>    | <b>265</b>    | <b>283</b>    |
| Firearm                       | 16            | 8             | 8             | 15            | 5             | 12            | 7             | 14            | 8             |
| Knife or Cutting Instrument   | 36            | 13            | 21            | 18            | 8             | 9             | 10            | 18            | 8             |
| Other Dangerous Weapon        | 21            | 5             | 15            | 12            | 10            | 1             | 7             | 21            | 31            |
| Hands, Fists, Feet            | 229           | 239           | 201           | 266           | 289           | 264           | 249           | 212           | 236           |
| <b>ROBBERY</b>                | <b>1,131</b>  | <b>1,119</b>  | <b>1,222</b>  | <b>1,225</b>  | <b>949</b>    | <b>1,013</b>  | <b>869</b>    | <b>915</b>    | <b>825</b>    |
| Firearm                       | 212           | 250           | 230           | 317           | 234           | 252           | 233           | 209           | 177           |
| Knife or Cutting Instrument   | 197           | 135           | 185           | 163           | 154           | 122           | 100           | 101           | 87            |
| Other Dangerous Weapon        | 128           | 99            | 116           | 92            | 61            | 88            | 61            | 72            | 60            |
| Strong Arm Hands, Fists, Feet | 594           | 635           | 691           | 653           | 500           | 551           | 475           | 533           | 501           |
| <b>ASSAULT</b>                | <b>2,515</b>  | <b>2,314</b>  | <b>2,758</b>  | <b>3,018</b>  | <b>2,654</b>  | <b>2,685</b>  | <b>2,567</b>  | <b>2,444</b>  | <b>2,328</b>  |
| Firearm                       | 324           | 349           | 360           | 345           | 313           | 361           | 339           | 247           | 247           |
| Knife or Cutting Instrument   | 435           | 468           | 511           | 515           | 431           | 485           | 420           | 404           | 426           |
| Other Dangerous Weapon        | 1,021         | 1,037         | 1,160         | 934           | 857           | 885           | 1,019         | 981           | 972           |
| Hands, Fists, Feet            | 735           | 460           | 727           | 1,224         | 1,053         | 954           | 789           | 812           | 683           |
| <b>BURGLARY</b>               | <b>12,396</b> | <b>12,000</b> | <b>12,755</b> | <b>11,326</b> | <b>10,527</b> | <b>10,415</b> | <b>9,103</b>  | <b>9,235</b>  | <b>8,123</b>  |
| Forcible Entry                | n/a           | 8,979         | 9,434         | 8,611         | 7,843         | 7,755         | 6,678         | 6,679         | 5,630         |
| Unlawful Entry-No Force       | n/a           | 1,978         | 2,228         | 1,827         | 1,762         | 1,684         | 1,545         | 1,673         | 1,652         |
| Attempted Forcible Entry      | n/a           | 1,043         | 1,093         | 888           | 922           | 976           | 880           | 883           | 841           |
| <b>LARCENY-THEFT</b>          | <b>26,813</b> | <b>27,002</b> | <b>27,021</b> | <b>26,666</b> | <b>24,038</b> | <b>24,106</b> | <b>23,000</b> | <b>24,786</b> | <b>23,371</b> |
| <b>MOTOR VEHICLE THEFT</b>    | <b>8,210</b>  | <b>9,208</b>  | <b>9,580</b>  | <b>7,990</b>  | <b>7,458</b>  | <b>6,473</b>  | <b>5,190</b>  | <b>4,359</b>  | <b>4,648</b>  |
| Automobiles                   | n/a           | n/a           | n/a           | n/a           | 6,836         | 5,946         | 4,721         | 3,923         | 4,277         |
| Trucks and Buses              | n/a           | n/a           | n/a           | n/a           | 330           | 280           | 236           | 235           | 193           |
| Other Vehicles                | n/a           | n/a           | n/a           | n/a           | 292           | 247           | 233           | 201           | 178           |

## Crime Rate Per 100,000 Inhabitants

| MUNICIPALITY     | POPULATION | 1996   | 1995   | 1994   | 1993   | 1992   |
|------------------|------------|--------|--------|--------|--------|--------|
| Barrington       | 15,800     | 3,101  | 2,353  | 1,943  | 1,950  | 2,057  |
| Bristol          | 21,734     | 1,679  | 1,716  | 1,663  | 1,813  | 1,687  |
| Burrillville     | 16,230     | 1,750  | 1,349  | 1,193  | 1,293  | 1,214  |
| Central Falls    | 17,637     | 4,434  | 3,215  | 4,122  | 5,472  | 5,770  |
| Charlestown      | 6,478      | 803    | 1,822  | 766    | 1,600  | 2,099  |
| Coventry         | 31,609     | 2,610  | 2,252  | 2,280  | 2,470  | 2,085  |
| Cranston         | 76,060     | 3,207  | 3,800  | 3,135  | 3,596  | 3,516  |
| Cumberland       | 29,038     | 2,414  | 2,645  | 2,889  | 3,400  | 3,578  |
| East Greenwich   | 11,835     | 1,893  | 2,132  | 1,600  | 2,441  | 2,654  |
| East Providence  | 50,380     | 2,189  | 2,882  | 2,614  | 3,032  | 2,930  |
| Foster           | 4,316      | 1,297  | 1,645  | 2,400  | 1,775  | 1,852  |
| Glocester        | 9,227      | 1,257  | 715    | 1,244  | 1,211  | 1,202  |
| Hopkinton        | 6,873      | 1,790  | 1,761  | 1,900  | 1,700  | 2,082  |
| Jamestown        | 5,249      | 2,115  | 2,961  | 1,960  | 2,360  | 2,940  |
| Johnston         | 26,542     | 2,570  | 2,943  | 2,848  | 3,481  | 3,429  |
| Lincoln          | 18,045     | 3,879  | 4,018  | 3,866  | 3,977  | 4,377  |
| Little Compton   | 3,366      | 921    | 1,198  | 933    | 1,733  | 1,916  |
| Middletown       | 18,788     | 2,279  | 2,850  | 1,631  | 3,026  | 2,826  |
| Narragansett     | 14,985     | 2,996  | 3,090  | 3,413  | 3,326  | 4,003  |
| New Shoreham*    | 836        | 11,005 | 13,517 | 13,500 | 11,900 | 17,110 |
| Newport          | 27,455     | 7,704  | 8,109  | 7,732  | 8,450  | 8,441  |
| North Kingstown  | 23,786     | 2,321  | 2,485  | 2,483  | 2,400  | 2,526  |
| North Providence | 32,090     | 2,312  | 2,552  | 2,943  | 2,956  | 3,347  |
| North Smithfield | 10,497     | 2,239  | 2,058  | 2,020  | 2,730  | 2,968  |
| Pawtucket        | 72,644     | 4,318  | 4,635  | 4,723  | 5,763  | 6,028  |
| Portsmouth       | 17,364     | 1,728  | 1,548  | 1,594  | 1,323  | 2,325  |
| Providence       | 160,728    | 8,154  | 8,710  | 8,497  | 9,417  | 9,619  |
| Richmond         | 5,351      | 1,626  | 1,738  | 1,860  | 1,380  | 1,364  |
| Scituate         | 9,796      | 1,276  | 1,347  | 1,340  | 1,330  | 1,306  |
| Smithfield       | 19,163     | 1,633  | 1,472  | 1,368  | 1,484  | 1,508  |
| South Kingstown  | 24,631     | 2,131  | 2,554  | 1,976  | 1,836  | 2,335  |
| Tiverton         | 14,495     | 1,828  | 2,459  | 2,178  | 2,642  | 2,690  |
| Warren           | 11,321     | 3,427  | 2,609  | 3,354  | 3,272  | 2,932  |
| Warwick          | 85,823     | 3,987  | 4,413  | 4,577  | 4,658  | 4,862  |
| West Greenwich   | 3,963      | 2,019  | 3,093  | 4,233  | 3,433  | 4,241  |
| West Warwick     | 29,263     | 4,378  | 4,527  | 3,982  | 3,575  | 2,983  |
| Westerly         | 21,605     | 1,699  | 1,736  | 1,709  | 1,495  | 1,717  |
| Woonsocket       | 43,877     | 2,726  | 2,496  | 2,563  | 2,556  | 3,398  |

\*The high crime rate is misleading due to the very small year-round population in comparison to the actual population during the summer season.

### Missing Children Cases

42-28.8-3. **Reporting and distribution of information** The police departments of the various towns and cities of the state shall immediately enter the information on the missing person into the national crime information center computer of the Federal Bureau of Investigation and the missing children's information center shall send a report to the missing children's information center of the State Police. The missing children's information center shall distribute the names of and other descriptive information about these children to the state registrar of vital statistics in the department of health, the commissioner of education, the school districts of the state, all branches of the United States postal service in the state and all law enforcement agencies in the state.

|                 | <b>ACTIVE<br/>(Habitual<br/>runaways)</b> |                  | <b>ACTIVE<br/>(Habitual<br/>runaways)</b> |
|-----------------|---|------------------|---|
| Barrington      | 0   | Newport          | 5   |
| Bristol         | 1   | North Kingstown  | 0   |
| Burrillville    | 0   | North Providence | 3   |
| Central Falls   | 5   | North Smithfield | 14  |
| Charlestown     | 0   | Pawtucket        | 69  |
| Coventry        | 1   | Portsmouth       | 2   |
| Cranston        | 1   | Providence       | 62  |
| Cumberland      | 0   | Richmond         | 0   |
| East Greenwich  | 0   | Scituate         | 0   |
| East Providence | 0   | Smithfield       | 0   |
| Foster          | 0   | South Kingstown  | 1   |
| Glocester       | 0   | State Police     | 0   |
| Hopkinton       | 0   | Tiverton         | 0   |
| Jamestown       | 1   | Warren           | 1   |
| Johnston        | 8   | Warwick          | 7   |
| Lincoln         | 0   | West Greenwich   | 0   |
| Little Compton  | 1   | West Warwick     | 7   |
| Middletown      | 0   | Westerly         | 1   |
| Narragansett    | 0   | Woonsocket       | 53  |
| New Shoreham    | 0   | Total            | 243                                       |

Figures as of May 9, 1997

**MISSING PERSON COORDINATOR**  
**Glenn G. Lawrence**  
**Missing Children In-State Hotline (800) 286-8626**

## Hate Crimes

Any crime motivated by bigotry and bias, including, but not limited to threatened, attempted, or completed acts that appear after investigation to have been motivated by racial, religious, ethnic, sexual orientation, gender or disability prejudice.

42-28-46. **Development of system monitoring crimes motivated by bigotry and bias.** The state police shall, by January 1, 1994, develop a system monitoring the occurrence of crimes committed in the state which the evidence of the offense demonstrates was motivated by racial, religious, ethnic bigotry, or bias on any other matter defined as a "hate crime" herein. All police departments within the state shall report monthly the occurrence of such crimes to the state police. The state police shall maintain a permanent record of these offenses categorized by community of occurrence, type of offense, target of offense and such other information as the department deems relevant. The department shall develop a plan for the collection, analysis, and dissemination of the data regarding such crimes and shall promulgate regulations relating to the collection of hate crime data which are submitted by law enforcement agencies, individuals, state and local human rights commissions, and anti-discrimination advocacy organizations.

| # of Incidents   |    | # of Incidents   |    |
|------------------|----|------------------|----|
| Barrington       | 1  | Newport          | 2  |
| Bristol          | 0  | North Kingstown  | 0  |
| Brown University | 10 | North Providence | 0  |
| Burrillville     | 0  | North Smithfield | 0  |
| Central Falls    | 0  | Pawtucket        | 0  |
| Charlestown      | 0  | Portsmouth       | 1  |
| Coventry         | 0  | Providence       | 14 |
| Cranston         | 2  | Richmond         | 0  |
| Cumberland       | 0  | Scituate         | 0  |
| East Greenwich   | 0  | Smithfield       | 0  |
| East Providence  | 3  | South Kingstown  | 1  |
| Foster           | 0  | State Police     | 0  |
| Glocester        | 0  | Tiverton         | 0  |
| Hopkinton        | 0  | URI              | 0  |
| Jamestown        | 0  | Warren           | 0  |
| Johnston         | 0  | Warwick          | 7  |
| Lincoln          | 1  | West Greenwich   | 0  |
| Little Compton   | 0  | West Warwick     | 0  |
| Middletown       | 0  | Westerly         | 1  |
| Narragansett     | 0  | Woonsocket       | 0  |
| New Shoreham     | 0  | Total            | 43 |

## Crime in Rhode Island 1996

| OFFENSE                      | 1996      | 1995      | 1994      | 1993      | 1992      |
|------------------------------|-----------|-----------|-----------|-----------|-----------|
| Murder                       | 0         | 0         | 0         | 0         | 0         |
| Forcible Rape                | 0         | 1         | 0         | 0         | 0         |
| Robbery                      | 0         | 0         | 0         | 0         | 1         |
| Aggravated Assault           | 4         | 3         | 1         | 4         | 3         |
| Burglary                     | 0         | 0         | 1         | 0         | 0         |
| Larceny-Theft                | 0         | 2         | 0         | 1         | 0         |
| Motor Vehicle Theft          | 0         | 0         | 0         | 0         | 0         |
| Arson                        | 0         | 0         | 0         | 1         | 0         |
| Simple Assault               | 2         | 6         | 3         | 17        | 13        |
| Intimidation                 | 15        | 33        | 25        | 28        | 30        |
| Destruction/Damage/Vandalism | 22        | 12        | 7         | 11        | 14        |
| <b>TOTAL</b>                 | <b>43</b> | <b>57</b> | <b>37</b> | <b>62</b> | <b>61</b> |

| LOCATION OF INCIDENT             | 1996      | 1995      | 1994      | 1993      | 1992      |
|----------------------------------|-----------|-----------|-----------|-----------|-----------|
| Air/Bus/Train Terminal           | 1         | 0         | 0         | 0         | 0         |
| Bank/Savings and Loan            | 1         | 0         | 0         | 0         | 0         |
| Bar/Night Club                   | 0         | 0         | 1         | 0         | 0         |
| Church/Synagogue/Temple          | 1         | 1         | 1         | 0         | 2         |
| Commercial/Office Building       | 0         | 2         | 0         | 1         | 1         |
| Construction Site                | 0         | 0         | 1         | 0         | 0         |
| Convenience Store                | 0         | 1         | 0         | 1         | 0         |
| Department/Discount Store        | 0         | 0         | 0         | 1         | 0         |
| Drug Store/Dr.'s Office/Hospital | 0         | 0         | 0         | 0         | 0         |
| Field/Woods                      | 1         | 0         | 1         | 0         | 1         |
| Government/Public Building       | 1         | 1         | 5         | 1         | 2         |
| Grocery/Supermarket              | 0         | 2         | 0         | 1         | 1         |
| Highway/Road/Alley/Street        | 9         | 10        | 0         | 14        | 15        |
| Hotel/Motel/etc.                 | 0         | 0         | 0         | 0         | 0         |
| Jail/Prison                      | 0         | 0         | 0         | 0         | 0         |
| Lake/Waterway                    | 0         | 0         | 0         | 0         | 0         |
| Liquor Store                     | 0         | 0         | 0         | 0         | 0         |
| Parking Lot/Garage               | 2         | 0         | 1         | 1         | 1         |
| Rental Storage Facility          | 0         | 0         | 0         | 0         | 0         |
| Residence/Home                   | 10        | 11        | 16        | 22        | 9         |
| Restaurant                       | 0         | 1         | 1         | 0         | 2         |
| School/College                   | 12        | 18        | 9         | 18        | 17        |
| Service/Gas Station              | 1         | 0         | 1         | 0         | 0         |
| Specialty Store(TV, Fur, etc.)   | 0         | 1         | 0         | 0         | 1         |
| Other/Unknown                    | 1         | 9         | 0         | 3         | 9         |
| <b>TOTAL</b>                     | <b>40</b> | <b>57</b> | <b>37</b> | <b>63</b> | <b>61</b> |

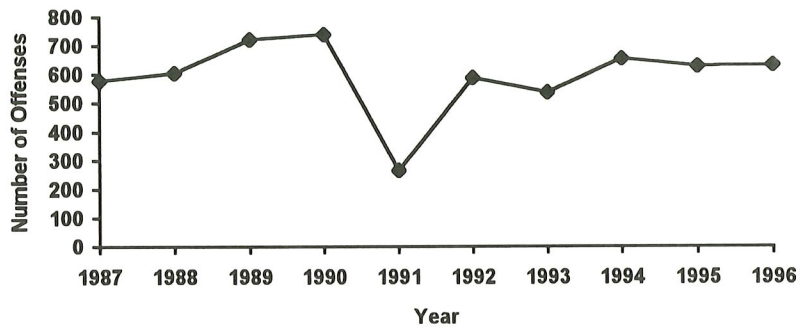
| BIAS MOTIVATION                     | 1996      | 1995      | 1994      | 1993      | 1992      |
|-------------------------------------|-----------|-----------|-----------|-----------|-----------|
| <b>Racial:</b>                      |           |           |           |           |           |
| Anti-White                          | 4         | 9         | 3         | 8         | 12        |
| Anti-Black                          | 15        | 12        | 12        | 27        | 26        |
| Anti-American Indian/Alaskan Native | 0         | 0         | 0         | 0         | 0         |
| Anti-Asian/Pacific Islander         | 2         | 3         | 6         | 3         | 2         |
| Anti-Multi - Racial Group           | 0         | 1         | 0         | 1         | 1         |
| <b>Ethnicity/National Origin:</b>   |           |           |           |           |           |
| Anti-Arab                           | 0         | 0         | 0         | 0         | 0         |
| Anti-Hispanic                       | 2         | 3         | 0         | 3         | 3         |
| Anti-Other Ethnicity                | 0         | 0         | 3         | 0         | 2         |
| <b>Religious:</b>                   |           |           |           |           |           |
| Anti-Jewish                         | 10        | 14        | 10        | 14        | 6         |
| Anti-Catholic                       | 0         | 1         | 0         | 0         | 1         |
| Anti-Protestant                     | 0         | 0         | 1         | 0         | 0         |
| Anti-Islamic (Moslem)               | 0         | 0         | 0         | 0         | 0         |
| Anti-Other Religion                 | 1         | 0         | 0         | 1         | 0         |
| Anti-Multi-Religious Group          | 0         | 0         | 0         | 0         | 0         |
| Anti-Atheism/Agnosticism            | 0         | 0         | 0         | 0         | 0         |
| <b>Sexual Orientation:</b>          |           |           |           |           |           |
| Anti-Male Homosexual (Gay)          | 4         | 6         | 2         | 4         | 4         |
| Anti-Female Homosexual (Lesbian)    | 1         | 3         | 0         | 1         | 2         |
| Anti-Homosexual (Gay/Lesbian)       | 0         | 5         | 0         | 2         | 2         |
| Anti-Heterosexual                   | 0         | 0         | 0         | 0         | 0         |
| <b>Disability:</b>                  |           |           |           |           |           |
| Anti-Physical Disability            | 1         | n/a       | n/a       | n/a       | n/a       |
| Anti-Mental Disability              | 0         | n/a       | n/a       | n/a       | n/a       |
| <b>Gender:</b>                      |           |           |           |           |           |
| Anti-Male                           | 0         | n/a       | n/a       | n/a       | n/a       |
| Anti-Female                         | 1         | n/a       | n/a       | n/a       | n/a       |
| <b>TOTAL</b>                        | <b>41</b> | <b>57</b> | <b>37</b> | <b>64</b> | <b>61</b> |

| RACE OF OFFENDER        | 1996      | 1995      | 1994      | 1993      | 1992      |
|-------------------------|-----------|-----------|-----------|-----------|-----------|
| White                   | 15        | 8         | 12        | 27        | 21        |
| Black                   | 6         | 11        | 4         | 9         | 6         |
| American Indian/Alaskan | 0         | 0         | 0         | 0         | 0         |
| Asian/Pacific Islander  | 0         | 0         | 1         | 1         | 0         |
| Multi-Racial Group      | 0         | 0         | 1         | 0         | 24        |
| Unknown                 | 20        | 38        | 19        | 24        | 17        |
| <b>TOTAL</b>            | <b>41</b> | <b>57</b> | <b>37</b> | <b>61</b> | <b>68</b> |

| VICTIM TYPE            | 1996      | 1995      | 1994      | 1993      | 1992      |
|------------------------|-----------|-----------|-----------|-----------|-----------|
| Individual             | 35        | 43        | 26        | 49        | 36        |
| Business               | 0         | 0         | 0         | 1         | 5         |
| Financial Institution  | 0         | 0         | 0         | 0         | 0         |
| Government             | 0         | 0         | 1         | 0         | 2         |
| Religious Organization | 1         | 4         | 2         | 1         | 2         |
| Society/Public         | 4         | 6         | 2         | 10        | 3         |
| Other                  | 2         | 0         | 0         | 0         | 9         |
| Unknown                | 0         | 4         | 6         | 0         | 4         |
| <b>TOTAL</b>           | <b>42</b> | <b>57</b> | <b>37</b> | <b>61</b> | <b>61</b> |



### Law Enforcement Officers Assaulted



| 1987 | 1988 | 1989 | 1990 | 1991 | 1992 | 1993 | 1994 | 1995 | 1996 |
|------|------|------|------|------|------|------|------|------|------|
| 578  | 604  | 721  | 739  | 268  | 589  | 537  | 656  | 628  | 633  |

*{ this page left blank intentionally }*

**Circumstances at Scene of Incident**

|   | 1987       | 1988       | 1989       | 1990       | 1991       | 1992       | 1993       | 1994       | 1995       | 1996       |
|---|------------|------------|------------|------------|------------|------------|------------|------------|------------|------------|
| <b>TOTAL</b>  | <b>578</b> | <b>604</b> | <b>721</b> | <b>739</b> | <b>268</b> | <b>589</b> | <b>537</b> | <b>656</b> | <b>628</b> | <b>633</b> |
| Disturbance calls                                     | 177        | 207        | 249        | 233        | 68         | 245        | 194        | 271        | 269        | 252        |
| Burglaries in progress/<br>pursuing burglary suspects | 6          | 6          | 4          | 14         | 0          | 6          | 2          | 4          | 8          | 8          |
| Robberies in progress/<br>pursuing robbery suspects   | 1          | 3          | 2          | 2          | 4          | 4          | 0          | 4          | 6          | 5          |
| Attempting other arrests                              | 72         | 44         | 90         | 70         | 15         | 66         | 80         | 58         | 68         | 63         |
| Civil disorder  | 3          | 9          | 11         | 18         | 3          | 5          | 14         | 10         | 3          | 8          |
| Handling, transporting,<br>custody of prisoners       | 117        | 107        | 115        | 136        | 67         | 53         | 53         | 63         | 45         | 58         |
| Investigating suspicious<br>persons/circumstances     | 126        | 112        | 145        | 144        | 63         | 65         | 85         | 132        | 121        | 111        |
| Ambush situations                                     | 2          | 0          | 0          | 4          | 1          | 1          | 2          | 0          | 0          | 1          |
| Mentally deranged                                     | 1          | 2          | 3          | 4          | 0          | 2          | 2          | 8          | 2          | 2          |
| Traffic pursuits/stops                                | 38         | 69         | 79         | 84         | 24         | 68         | 63         | 61         | 47         | 60         |
| Other   | 35         | 45         | 23         | 30         | 23         | 74         | 42         | 45         | 59         | 65         |

**Type of Weapon**

|                          | 1987       | 1988       | 1989       | 1990       | 1991       | 1992       | 1993       | 1994       | 1995       | 1996       |
|--------------------------|------------|------------|------------|------------|------------|------------|------------|------------|------------|------------|
| <b>TOTAL</b>             | <b>578</b> | <b>604</b> | <b>721</b> | <b>739</b> | <b>268</b> | <b>589</b> | <b>537</b> | <b>656</b> | <b>628</b> | <b>633</b> |
| Firearm                  | 5          | 3          | 7          | 9          | 6          | 6          | 5          | 4          | 6          | 3          |
| Knife/cutting instrument | 5          | 6          | 16         | 10         | 5          | 6          | 5          | 10         | 2          | 2          |
| Other dangerous weapon   | 59         | 59         | 49         | 45         | 14         | 37         | 42         | 33         | 26         | 28         |
| Hands/fists/feet/etc.    | 509        | 536        | 649        | 675        | 243        | 540        | 485        | 609        | 594        | 600        |

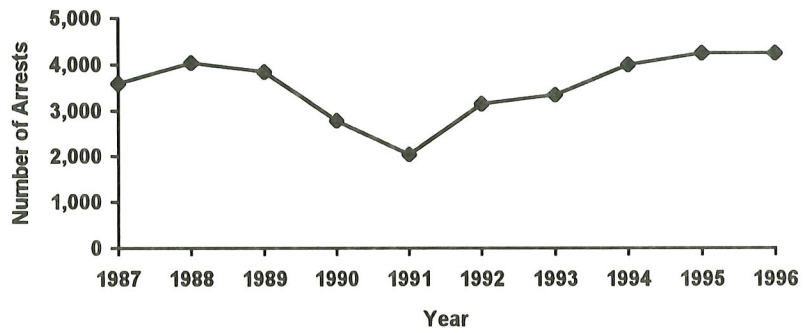
**Time of Assault**

|                  | 1987 | 1988 | 1989 | 1990 | 1991 | 1992 | 1993 | 1994 | 1995 | 1996 |
|------------------|------|------|------|------|------|------|------|------|------|------|
| <b>TOTAL</b>     | 578  | 604  | 721  | 739  | 268  | 589  | 537  | 656  | 628  | 633  |
| <b>AM:</b>       |      |      |      |      |      |      |      |      |      |      |
| 12:00 - 2:00     | 132  | 138  | 181  | 174  | 58   | 162  | 151  | 182  | 172  | 157  |
| 2:00 - 4:00      | 62   | 82   | 90   | 100  | 39   | 47   | 55   | 64   | 57   | 60   |
| 4:00 - 6:00      | 15   | 29   | 17   | 29   | 10   | 15   | 6    | 18   | 18   | 12   |
| 6:00 - 8:00      | 4    | 14   | 10   | 8    | 5    | 8    | 5    | 10   | 4    | 11   |
| 8:00 - 10:00     | 8    | 11   | 13   | 14   | 4    | 10   | 9    | 11   | 3    | 11   |
| 10:00 - Noon     | 6    | 22   | 22   | 18   | 7    | 8    | 10   | 16   | 14   | 11   |
| <b>PM:</b>       |      |      |      |      |      |      |      |      |      |      |
| 12:00 - 2:00     | 9    | 8    | 13   | 15   | 6    | 17   | 16   | 15   | 34   | 17   |
| 2:00 - 4:00      | 12   | 17   | 18   | 16   | 8    | 32   | 24   | 29   | 29   | 29   |
| 4:00 - 6:00      | 38   | 45   | 47   | 45   | 5    | 45   | 46   | 48   | 44   | 55   |
| 6:00 - 8:00      | 45   | 51   | 75   | 81   | 29   | 58   | 50   | 61   | 58   | 64   |
| 8:00 - 10:00     | 104  | 103  | 113  | 97   | 39   | 61   | 52   | 102  | 72   | 81   |
| 10:00 - Midnight | 143  | 84   | 122  | 142  | 58   | 126  | 113  | 100  | 123  | 125  |

**Type of Assignment**

|                             | 1987 | 1988 | 1989 | 1990 | 1991 | 1992 | 1993 | 1994 | 1995 | 1996 |
|-----------------------------|------|------|------|------|------|------|------|------|------|------|
| <b>TOTAL</b>                | 578  | 604  | 721  | 739  | 268  | 589  | 537  | 656  | 628  | 633  |
| <b>TWO OFFICER VEHICLE:</b> | 133  | 176  | 159  | 145  | 59   | 54   | 53   | 79   | 101  | 78   |
| <b>ONE OFFICER VEHICLE:</b> |      |      |      |      |      |      |      |      |      |      |
| Alone                       | 162  | 206  | 267  | 236  | 77   | 126  | 116  | 126  | 91   | 91   |
| Assisted                    | 193  | 149  | 228  | 286  | 74   | 318  | 305  | 358  | 338  | 311  |
| <b>DETECTIVE:</b>           |      |      |      |      |      |      |      |      |      |      |
| Alone                       | 10   | 23   | 6    | 10   | 10   | 7    | 6    | 8    | 8    | 11   |
| Assisted                    | 16   | 20   | 13   | 12   | 10   | 15   | 12   | 17   | 20   | 60   |
| <b>OTHER:</b>               |      |      |      |      |      |      |      |      |      |      |
| Alone                       | 34   | 22   | 13   | 15   | 14   | 22   | 10   | 20   | 11   | 11   |
| Assisted                    | 30   | 8    | 35   | 35   | 24   | 47   | 35   | 48   | 59   | 71   |

### Drug Abuse Violations



| 1987  | 1988  | 1989  | 1990  | 1991  | 1992  | 1993  | 1994  | 1995  | 1996  |
|-------|-------|-------|-------|-------|-------|-------|-------|-------|-------|
| 3,598 | 4,036 | 3,849 | 2,783 | 2,051 | 3,142 | 3,339 | 3,993 | 4,245 | 4,252 |

Adults - 18 Years of Age and Over

| Municipality               | Sale/Manufacturing |                    |                     |                                    |                          | Possession/Use   |                    |                     |                                    |                  | Total              |  |
|----------------------------|--------------------|--------------------|---------------------|------------------------------------|--------------------------|------------------|--------------------|---------------------|------------------------------------|------------------|--------------------|--|
|                            | Opium or Cocaine   | Marijuana and Hash | Synthetic Narcotics | Other Dangerous Non-Narcotic Drugs | Total Sale/Manufacturing | Opium or Cocaine | Marijuana and Hash | Synthetic Narcotics | Other Dangerous Non-Narcotic Drugs | Total Possession | Total Drug Arrests |  |
| Barrington                 | 0                  | 1                  | 0                   | 0                                  | 1                        | 1                | 10                 | 0                   | 2                                  | 13               | 14                 |  |
| Bristol                    | 0                  | 0                  | 0                   | 0                                  | 0                        | 3                | 42                 | 1                   | 0                                  | 46               | 46                 |  |
| Brown University           | 0                  | 1                  | 0                   | 0                                  | 1                        | 0                | 0                  | 0                   | 0                                  | 0                | 1                  |  |
| Burrillville               | 0                  | 3                  | 0                   | 0                                  | 3                        | 1                | 26                 | 0                   | 0                                  | 27               | 30                 |  |
| Central Falls              | 8                  | 1                  | 0                   | 0                                  | 9                        | 22               | 41                 | 1                   | 0                                  | 64               | 73                 |  |
| Charlestown                | 0                  | 4                  | 0                   | 0                                  | 4                        | 0                | 15                 | 0                   | 0                                  | 15               | 19                 |  |
| Coventry                   | 9                  | 2                  | 0                   | 0                                  | 11                       | 4                | 27                 | 0                   | 0                                  | 31               | 42                 |  |
| Cranston                   | 66                 | 5                  | 0                   | 0                                  | 71                       | 0                | 4                  | 0                   | 5                                  | 9                | 80                 |  |
| Cumberland                 | 1                  | 3                  | 0                   | 0                                  | 4                        | 2                | 30                 | 1                   | 3                                  | 36               | 40                 |  |
| DEM                        | 0                  | 0                  | 0                   | 0                                  | 0                        | 0                | 0                  | 0                   | 0                                  | 0                | 0                  |  |
| Drug Control               | 0                  | 0                  | 3                   | 0                                  | 3                        | 0                | 0                  | 4                   | 0                                  | 4                | 7                  |  |
| East Greenwich             | 0                  | 0                  | 0                   | 0                                  | 0                        | 2                | 11                 | 1                   | 1                                  | 15               | 15                 |  |
| East Providence            | 21                 | 48                 | 4                   | 1                                  | 74                       | 27               | 72                 | 19                  | 9                                  | 127              | 201                |  |
| Foster                     | 0                  | 1                  | 0                   | 0                                  | 1                        | 0                | 4                  | 0                   | 0                                  | 4                | 5                  |  |
| Glocester                  | 1                  | 2                  | 0                   | 1                                  | 4                        | 0                | 4                  | 0                   | 0                                  | 4                | 8                  |  |
| Hopkinton                  | 0                  | 0                  | 0                   | 0                                  | 0                        | 0                | 2                  | 0                   | 0                                  | 2                | 2                  |  |
| Jamestown                  | 0                  | 1                  | 0                   | 0                                  | 1                        | 0                | 3                  | 1                   | 0                                  | 4                | 5                  |  |
| Johnston                   | 8                  | 9                  | 3                   | 0                                  | 20                       | 9                | 29                 | 2                   | 3                                  | 43               | 63                 |  |
| Lincoln                    | 0                  | 0                  | 0                   | 0                                  | 0                        | 2                | 23                 | 0                   | 0                                  | 25               | 25                 |  |
| Little Compton             | 0                  | 0                  | 0                   | 0                                  | 0                        | 2                | 11                 | 0                   | 0                                  | 13               | 13                 |  |
| Middletown                 | 1                  | 9                  | 0                   | 0                                  | 10                       | 4                | 27                 | 0                   | 0                                  | 31               | 41                 |  |
| Narragansett               | 0                  | 0                  | 0                   | 0                                  | 0                        | 0                | 29                 | 0                   | 0                                  | 29               | 29                 |  |
| New Shoreham               | 0                  | 0                  | 0                   | 0                                  | 0                        | 1                | 21                 | 0                   | 0                                  | 22               | 22                 |  |
| Newport                    | 73                 | 73                 | 5                   | 0                                  | 151                      | 13               | 45                 | 0                   | 0                                  | 58               | 209                |  |
| North Kingstown            | 2                  | 10                 | 1                   | 0                                  | 13                       | 1                | 37                 | 1                   | 1                                  | 40               | 53                 |  |
| North Providence           | 3                  | 2                  | 1                   | 1                                  | 7                        | 14               | 58                 | 8                   | 8                                  | 88               | 95                 |  |
| North Smithfield           | 2                  | 7                  | 0                   | 0                                  | 9                        | 3                | 23                 | 0                   | 0                                  | 26               | 35                 |  |
| Pawtucket                  | 35                 | 53                 | 1                   | 9                                  | 98                       | 0                | 0                  | 0                   | 0                                  | 0                | 98                 |  |
| Portsmouth                 | 1                  | 0                  | 0                   | 0                                  | 1                        | 12               | 34                 | 1                   | 0                                  | 47               | 48                 |  |
| Providence                 | 330                | 60                 | 0                   | 9                                  | 399                      | 440              | 151                | 8                   | 29                                 | 628              | 1,027              |  |
| Richmond                   | 0                  | 1                  | 0                   | 0                                  | 1                        | 4                | 11                 | 0                   | 0                                  | 15               | 16                 |  |
| Scituate                   | 0                  | 0                  | 0                   | 0                                  | 0                        | 3                | 6                  | 0                   | 0                                  | 9                | 9                  |  |
| Smithfield                 | 0                  | 0                  | 0                   | 0                                  | 0                        | 5                | 55                 | 3                   | 2                                  | 65               | 65                 |  |
| South Kingstown            | 1                  | 3                  | 0                   | 0                                  | 4                        | 5                | 21                 | 2                   | 1                                  | 29               | 33                 |  |
| State Police               | 134                | 74                 | 5                   | 5                                  | 218                      | 157              | 106                | 9                   | 0                                  | 272              | 490                |  |
| Tiverton                   | 0                  | 1                  | 0                   | 0                                  | 1                        | 1                | 16                 | 0                   | 0                                  | 17               | 18                 |  |
| University of RI           | 0                  | 0                  | 0                   | 0                                  | 0                        | 1                | 22                 | 0                   | 0                                  | 23               | 23                 |  |
| Warren                     | 0                  | 2                  | 0                   | 0                                  | 2                        | 3                | 24                 | 0                   | 0                                  | 27               | 29                 |  |
| Warwick                    | 2                  | 9                  | 0                   | 0                                  | 11                       | 47               | 177                | 3                   | 4                                  | 231              | 242                |  |
| West Greenwich             | 0                  | 0                  | 0                   | 0                                  | 0                        | 0                | 14                 | 0                   | 0                                  | 14               | 14                 |  |
| West Warwick               | 0                  | 0                  | 0                   | 0                                  | 0                        | 2                | 59                 | 0                   | 1                                  | 62               | 62                 |  |
| Westerly                   | 1                  | 1                  | 0                   | 0                                  | 2                        | 12               | 52                 | 1                   | 0                                  | 65               | 67                 |  |
| Woonsocket                 | 66                 | 4                  | 0                   | 0                                  | 70                       | 43               | 94                 | 0                   | 3                                  | 140              | 210                |  |
| <b>Total Adult Arrests</b> | <b>765</b>         | <b>390</b>         | <b>23</b>           | <b>26</b>                          | <b>1,204</b>             | <b>846</b>       | <b>1,436</b>       | <b>66</b>           | <b>72</b>                          | <b>2,420</b>     | <b>3,624</b>       |  |

Juveniles - Under 18 Years of Age

| Municipality           | Sale/Manufacturing |                    |                     |                                    |                          | Possession/Use   |                    |                     |                                    |                  | Total              |  |
|------------------------|--------------------|--------------------|---------------------|------------------------------------|--------------------------|------------------|--------------------|---------------------|------------------------------------|------------------|--------------------|--|
|                        | Opium or Cocaine   | Marijuana and Hash | Synthetic Narcotics | Other Dangerous Non-Narcotic Drugs | Total Sale/Manufacturing | Opium or Cocaine | Marijuana and Hash | Synthetic Narcotics | Other Dangerous Non-Narcotic Drugs | Total Possession | Total Drug Arrests |  |
| Barrington             | 0                  | 0                  | 0                   | 0                                  | 0                        | 0                | 20                 | 0                   | 0                                  | 20               | 20                 |  |
| Bristol                | 0                  | 0                  | 0                   | 0                                  | 0                        | 0                | 11                 | 1                   | 0                                  | 12               | 12                 |  |
| Brown University       | 0                  | 0                  | 0                   | 0                                  | 0                        | 0                | 0                  | 0                   | 0                                  | 0                | 0                  |  |
| Burrillville           | 0                  | 2                  | 0                   | 0                                  | 2                        | 0                | 2                  | 0                   | 0                                  | 2                | 4                  |  |
| Central Falls          | 1                  | 1                  | 0                   | 0                                  | 2                        | 6                | 12                 | 0                   | 0                                  | 18               | 20                 |  |
| Charlestown            | 0                  | 4                  | 0                   | 0                                  | 4                        | 2                | 1                  | 0                   | 0                                  | 3                | 7                  |  |
| Coventry               | 0                  | 3                  | 0                   | 0                                  | 3                        | 0                | 26                 | 0                   | 0                                  | 26               | 29                 |  |
| Cranston               | 27                 | 4                  | 0                   | 0                                  | 31                       | 0                | 1                  | 0                   | 0                                  | 1                | 32                 |  |
| Cumberland             | 0                  | 2                  | 0                   | 0                                  | 2                        | 0                | 22                 | 0                   | 0                                  | 22               | 24                 |  |
| DEM                    | 0                  | 0                  | 0                   | 0                                  | 0                        | 0                | 0                  | 0                   | 0                                  | 0                | 0                  |  |
| Drug Control           | 0                  | 0                  | 0                   | 0                                  | 0                        | 0                | 0                  | 0                   | 0                                  | 0                | 0                  |  |
| East Greenwich         | 0                  | 0                  | 0                   | 0                                  | 0                        | 0                | 0                  | 0                   | 0                                  | 0                | 0                  |  |
| East Providence        | 3                  | 0                  | 0                   | 0                                  | 3                        | 2                | 23                 | 1                   | 2                                  | 28               | 31                 |  |
| Foster                 | 0                  | 0                  | 0                   | 0                                  | 0                        | 0                | 0                  | 0                   | 0                                  | 0                | 0                  |  |
| Glocester              | 0                  | 0                  | 0                   | 0                                  | 0                        | 0                | 2                  | 0                   | 0                                  | 2                | 2                  |  |
| Hopkinton              | 0                  | 0                  | 0                   | 0                                  | 0                        | 0                | 1                  | 0                   | 0                                  | 1                | 1                  |  |
| Jamestown              | 0                  | 0                  | 0                   | 0                                  | 0                        | 0                | 2                  | 0                   | 0                                  | 2                | 2                  |  |
| Johnston               | 5                  | 1                  | 0                   | 0                                  | 6                        | 0                | 8                  | 0                   | 0                                  | 8                | 14                 |  |
| Lincoln                | 0                  | 0                  | 0                   | 0                                  | 0                        | 0                | 24                 | 1                   | 0                                  | 0                | 25                 |  |
| Little Compton         | 0                  | 0                  | 0                   | 0                                  | 0                        | 0                | 1                  | 0                   | 0                                  | 1                | 1                  |  |
| Middletown             | 0                  | 0                  | 0                   | 0                                  | 0                        | 0                | 10                 | 0                   | 0                                  | 10               | 10                 |  |
| Narragansett           | 0                  | 0                  | 0                   | 0                                  | 0                        | 1                | 1                  | 0                   | 0                                  | 2                | 2                  |  |
| New Shoreham           | 0                  | 0                  | 0                   | 0                                  | 0                        | 0                | 1                  | 0                   | 0                                  | 1                | 1                  |  |
| Newport                | 4                  | 11                 | 2                   | 0                                  | 17                       | 0                | 7                  | 0                   | 0                                  | 7                | 24                 |  |
| North Kingstown        | 0                  | 1                  | 0                   | 0                                  | 1                        | 0                | 26                 | 2                   | 3                                  | 31               | 32                 |  |
| North Providence       | 1                  | 0                  | 0                   | 0                                  | 1                        | 0                | 5                  | 0                   | 0                                  | 5                | 6                  |  |
| North Smithfield       | 0                  | 7                  | 0                   | 0                                  | 7                        | 0                | 8                  | 0                   | 0                                  | 8                | 15                 |  |
| Pawtucket              | 5                  | 24                 | 0                   | 0                                  | 29                       | 0                | 0                  | 0                   | 0                                  | 0                | 29                 |  |
| Portsmouth             | 0                  | 0                  | 0                   | 0                                  | 0                        | 0                | 6                  | 0                   | 0                                  | 6                | 6                  |  |
| Providence             | 18                 | 16                 | 0                   | 0                                  | 34                       | 24               | 22                 | 0                   | 1                                  | 47               | 81                 |  |
| Richmond               | 0                  | 2                  | 0                   | 0                                  | 2                        | 1                | 16                 | 0                   | 0                                  | 17               | 19                 |  |
| Scituate               | 0                  | 0                  | 0                   | 0                                  | 0                        | 0                | 2                  | 0                   | 0                                  | 2                | 2                  |  |
| Smithfield             | 0                  | 0                  | 0                   | 0                                  | 0                        | 0                | 14                 | 0                   | 0                                  | 14               | 14                 |  |
| South Kingstown        | 0                  | 0                  | 1                   | 0                                  | 1                        | 1                | 11                 | 0                   | 0                                  | 12               | 13                 |  |
| State Police           | 5                  | 6                  | 0                   | 0                                  | 11                       | 9                | 9                  | 0                   | 0                                  | 18               | 29                 |  |
| Tiverton               | 0                  | 0                  | 0                   | 0                                  | 0                        | 0                | 6                  | 0                   | 0                                  | 6                | 6                  |  |
| University of RI       | 0                  | 0                  | 0                   | 0                                  | 0                        | 0                | 0                  | 0                   | 0                                  | 0                | 0                  |  |
| Warren                 | 0                  | 0                  | 0                   | 0                                  | 0                        | 0                | 5                  | 0                   | 0                                  | 5                | 5                  |  |
| Warwick                | 0                  | 0                  | 0                   | 0                                  | 0                        | 2                | 45                 | 0                   | 2                                  | 49               | 49                 |  |
| West Greenwich         | 0                  | 0                  | 0                   | 0                                  | 0                        | 0                | 4                  | 0                   | 0                                  | 4                | 4                  |  |
| West Warwick           | 0                  | 0                  | 0                   | 0                                  | 0                        | 0                | 9                  | 0                   | 2                                  | 11               | 11                 |  |
| Westerly               | 0                  | 0                  | 0                   | 0                                  | 0                        | 0                | 20                 | 0                   | 0                                  | 20               | 20                 |  |
| Woonsocket             | 1                  | 1                  | 0                   | 0                                  | 2                        | 7                | 17                 | 0                   | 0                                  | 24               | 26                 |  |
| Total Juvenile Arrests | 70                 | 85                 | 3                   | 0                                  | 158                      | 55               | 400                | 5                   | 10                                 | 470              | 628                |  |

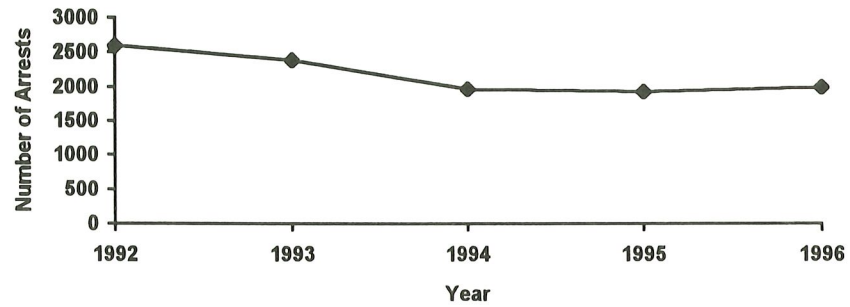
Age Characteristic

| Age         | Sale/Manufacturing |                    |                     |                                    |                          | Possession/Use   |                    |                     |                                    |                  | Total              |  |
|-------------|--------------------|--------------------|---------------------|------------------------------------|--------------------------|------------------|--------------------|---------------------|------------------------------------|------------------|--------------------|--|
|             | Opium or Cocaine   | Marijuana and Hash | Synthetic Narcotics | Other Dangerous Non-Narcotic Drugs | Total Sale/Manufacturing | Opium or Cocaine | Marijuana and Hash | Synthetic Narcotics | Other Dangerous Non-Narcotic Drugs | Total Possession | Total Drug Arrests |  |
| <10         | 0                  | 0                  | 0                   | 0                                  | 0                        | 0                | 1                  | 0                   | 0                                  | 1                | 1                  |  |
| 11-12       | 0                  | 0                  | 0                   | 0                                  | 0                        | 0                | 3                  | 0                   | 0                                  | 3                | 3                  |  |
| 13-14       | 14                 | 3                  | 1                   | 0                                  | 18                       | 10               | 46                 | 1                   | 0                                  | 57               | 75                 |  |
| 15          | 11                 | 14                 | 0                   | 0                                  | 25                       | 8                | 76                 | 2                   | 1                                  | 87               | 112                |  |
| 16          | 14                 | 26                 | 1                   | 0                                  | 41                       | 13               | 115                | 1                   | 6                                  | 135              | 176                |  |
| 17          | 31                 | 42                 | 1                   | 0                                  | 74                       | 24               | 159                | 1                   | 3                                  | 187              | 261                |  |
| 18          | 53                 | 40                 | 1                   | 0                                  | 94                       | 37               | 197                | 8                   | 6                                  | 248              | 342                |  |
| 19          | 39                 | 51                 | 1                   | 1                                  | 92                       | 42               | 189                | 6                   | 4                                  | 241              | 333                |  |
| 20          | 27                 | 38                 | 0                   | 2                                  | 67                       | 49               | 154                | 11                  | 5                                  | 219              | 286                |  |
| 21          | 48                 | 30                 | 1                   | 0                                  | 79                       | 30               | 105                | 7                   | 3                                  | 145              | 224                |  |
| 22          | 35                 | 24                 | 1                   | 1                                  | 61                       | 37               | 103                | 3                   | 2                                  | 145              | 206                |  |
| 23          | 32                 | 19                 | 2                   | 0                                  | 53                       | 33               | 60                 | 0                   | 2                                  | 95               | 148                |  |
| 24          | 33                 | 21                 | 1                   | 0                                  | 55                       | 37               | 80                 | 6                   | 6                                  | 129              | 184                |  |
| 25-29       | 155                | 69                 | 7                   | 8                                  | 239                      | 166              | 228                | 3                   | 14                                 | 411              | 650                |  |
| 30-34       | 123                | 41                 | 1                   | 5                                  | 170                      | 165              | 140                | 8                   | 10                                 | 323              | 493                |  |
| 35-39       | 103                | 31                 | 2                   | 3                                  | 139                      | 123              | 113                | 4                   | 8                                  | 248              | 387                |  |
| 40-44       | 65                 | 15                 | 3                   | 3                                  | 86                       | 79               | 42                 | 4                   | 9                                  | 134              | 220                |  |
| 45-49       | 32                 | 8                  | 2                   | 2                                  | 44                       | 33               | 18                 | 2                   | 4                                  | 57               | 101                |  |
| 50-54       | 13                 | 0                  | 0                   | 1                                  | 14                       | 9                | 7                  | 3                   | 0                                  | 19               | 33                 |  |
| 55-59       | 3                  | 3                  | 0                   | 0                                  | 6                        | 2                | 0                  | 0                   | 0                                  | 2                | 8                  |  |
| 60-64       | 3                  | 0                  | 1                   | 0                                  | 4                        | 0                | 0                  | 0                   | 0                                  | 0                | 4                  |  |
| Over 65     | 1                  | 0                  | 0                   | 0                                  | 1                        | 4                | 0                  | 0                   | 0                                  | 4                | 5                  |  |
| Grand Total | 835                | 475                | 26                  | 26                                 | 1,362                    | 901              | 1,836              | 70                  | 83                                 | 2,890            | 4,252              |  |

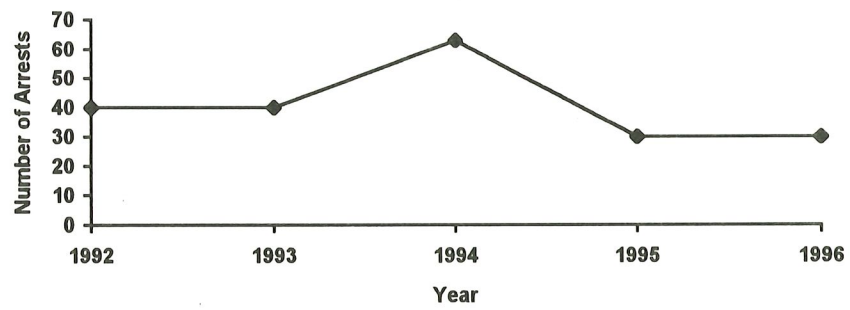


Five Year Trends

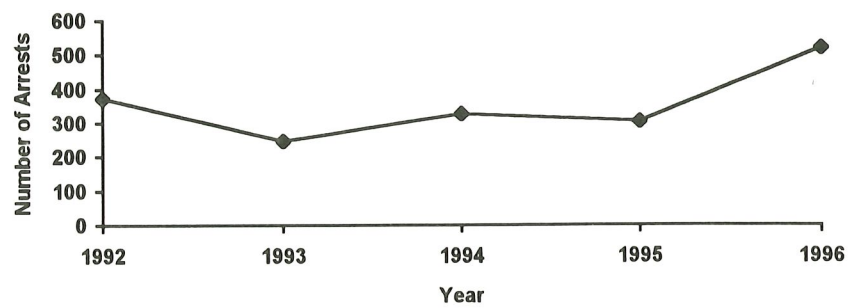
Driving While Under the Influence



Gambling

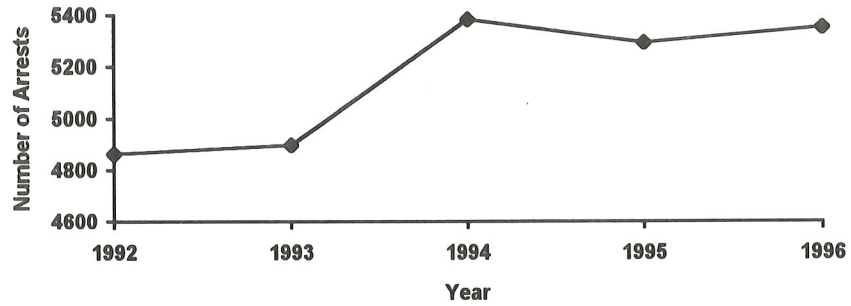


Prostitution/Commercialized Vice

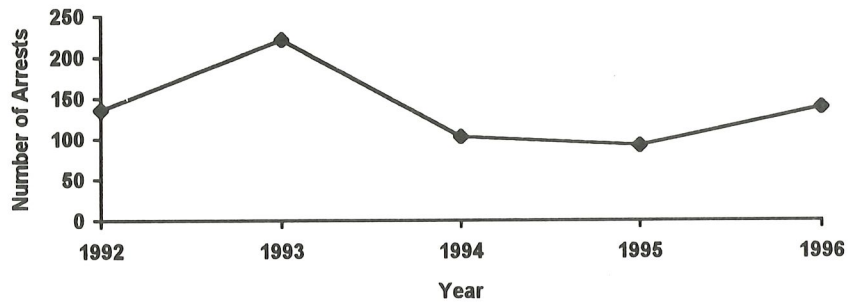


Five Year Trends

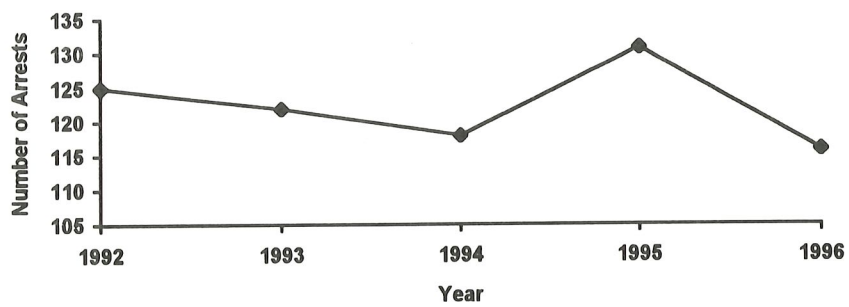
Simple Assault



Forgery/Counterfeiting



Arson



**UCR Definitions**

*{ this page left blank intentionally }*

## **CRIMINAL HOMICIDE**

### **a. Criminal Homicide - Murder and Non negligent Manslaughter:**

The willful (non negligent) killing of one human being by another. Deaths caused by negligence, attempts to kill, assaults to kill, suicides, accidental deaths, and justifiable homicides are excluded. Justifiable homicides are limited to: (1) the killing of a felon by a law enforcement officer in the line of duty; and (2) the killing (during the commission of a felony) of a felon by a private citizen.

### **b. Manslaughter by negligence:**

The killing of another person through gross negligence. Deaths resulting from traffic accidents are not included in this classification.

## **FORCIBLE RAPE**

The carnal knowledge of a female forcibly and against her will. Included are rapes by force and attempts or assaults to rape. Statutory offenses (no force used - victim under legal age of consent) are excluded.

## **ROBBERY**

The taking or attempting to take anything of value from the care, custody, or control of a person or persons by force or threat of force or violence and/or by putting the victim in fear.

## **AGGRAVATED ASSAULT**

The unlawful attack by one person upon another for the purpose of inflicting severe bodily injury usually accompanied by the use of a weapon or other means likely to produce death or serious bodily harm. Attempts are included since it is not necessary that an injury result when a gun, knife, or other weapon is used which could and probably would result in serious personal injury if the crime were successfully completed. Attacks using personal weapons (part of the attacker's body) must result in serious personal injury to be classified as aggravated assault. Simple assaults are excluded from this count.

## **BURGLARY**

The unlawful entry of a "structure" to commit a felony or theft. The use of force to gain entry is not required to classify the crimes as burglary. Burglary is broken down into three sub classifications: forcible entry, unlawful entry where no force is used, and attempted forcible entry. A "structure" is considered to include the following, but not limited to: dwelling houses, apartments, out buildings, public buildings, offices, factories, barns, cabins, etc.

## **LARCENY**

The unlawful taking or stealing of property or articles without the use of force, violence, or fraud. This includes crimes such as shoplifting, purse snatching, pocket picking, thefts from motor vehicles, thefts of motor vehicle parts and accessories, bicycle theft, etc. This crime category does not include embezzlement, "con" games, forgery, and worthless checks. Motor vehicle theft is excluded from this category.

## **MOTOR VEHICLE THEFT**

The unlawful taking or stealing of motor vehicle, including attempts. This definition excludes taking for temporary use by those persons having lawful access to the vehicle.

UCR defines a motor vehicle as a self-propelled vehicle that runs on the ground and not on rails. Examples include automobiles, trucks, buses, motorcycles, mopeds, snowmobiles, etc. Thefts of construction equipment, boats, and airplanes are not included in this category but are counted as larcenies.

## **ARSON**

The willful or malicious burning of property with or without the intent to defraud. Includes attempts. Although arson is considered a Part 1 Crime, sufficient data is not available to provide totals for this offense. The number of arsons is not included in the crime tables listed in this publication.)

**OTHER (SIMPLE) ASSAULTS**

An unlawful attack or attempted attack upon another which does not result in serious injury to the victim and which does not involve the use of a dangerous weapon.

**FORGERY AND COUNTERFEITING**

The making, altering, using or possession, with intent to defraud, of anything false which is made to appear true. Includes attempts.

**FRAUD**

Fraudulent conversion and obtaining money or property by false pretenses. Includes bad checks, confidence games, illegal conversion of services, etc., except forgeries and counterfeiting.

**EMBEZZLEMENT**

Misappropriation or misapplication of money or property entrusted to one's care, custody, or control. Includes larceny from employer.

**STOLEN PROPERTY**

The buying, receiving, and possession of stolen property, or the attempt to do so.

**VANDALISM**

The willful or malicious destruction, injury, disfigurement or defacement of real or personal property without the consent of the owner or person having custody or control. Includes attempts.

**WEAPONS**

All violations of regulations or statutes that control carrying, using, possessing, furnishing, and manufacturing deadly weapons or silencers. Includes attempts.

**PROSTITUTION AND COMMERCIALIZED VICE**

Sex offenses and attempted sex offenses of a commercialized nature. Includes prostitution, keeping houses of ill fame, pandering, detaining women for immoral purposes, etc.

**ALL OTHER SEX OFFENSES**

All other offenses against common decency and morals. Includes statutory rape (without force) and all other sex offenses not previously defined.

**DRUG LAWS**

The unlawful possession, sale, use, growth or manufacture of controlled substances. For UCR purposes these offenses are broken down into four groups: a. Opium or cocaine and their derivatives (morphine, heroin, codeine), b. Marijuana, c. Synthetic narcotics - manufactured narcotics which can cause true drug addiction, d. Dangerous non-narcotic drugs.

**GAMBLING**

Promoting, permitting or engaging in illegal gambling. Includes bookmaking, numbers and lottery, etc.

**OFFENSES AGAINST THE FAMILY OR CHILDREN**

All charges of nonsupport and neglect or abuse of family or children. Note: Most child abuse, especially that resulting in injury, has been classified as either simple or aggravated assault.

**DRIVING WHILE IMPAIRED**

Operating any motor vehicle or common carrier while under the influence of liquor or drugs.

**LIQUOR LAWS**

Violation of state or local regulatory laws. Includes sale to minors and drinking on a public conveyance. This category excludes Driving While Impaired and Drunk and Disorderly violations.

**DISORDERLY CONDUCT**

Breaching the peace or attempting to do so. Includes violations of disturbing the peace, unlawful assembly, and drunk and disorderly.

**VAGRANCY**

Violation of state or local statutes pertaining to being a "suspicious character or person", vagrancy, etc.

**ALL OTHER OFFENSES**

All violations of state or local regulatory laws except traffic offenses and offenses defined above or below. Includes kidnapping, extortion, trespass, etc.

**CURFEW AND LOITERING LAWS**

Juvenile violations of local curfew and loitering ordinances.

**RUNAWAY (JUVENILES)**

The unlawful truancy from a legal place of residence by a juvenile.

**Compilation of Report Forms**

**RHODE ISLAND STATE POLICE  
UNIFORM CRIME REPORTS  
SUPPLY REQUEST**

DEPARTMENT: \_\_\_\_\_

NAME: \_\_\_\_\_

| FORM   | QUANTITY |
|--|----------|
| RETURN A MONTHLY RETURN OF OFFENSES KNOWN TO POLICE (PAGE 1) |          |
| RETURN A MONTHLY RETURN OF OFFENSES KNOWN TO POLICE (PAGE 2) |          |
| SUPPLEMENTARY REPORT OF OFFENSES (PAGE 1)                    |          |
| SUPPLEMENTARY REPORT OF OFFENSES (PAGE 2)                    |          |
| SUPPLEMENTARY HOMICIDE REPORT                                |          |
| AGE, SEX, RACE OF PERSONS ARRESTED 18 YEARS OF AGE AND OVER  |          |
| AGE, SEX RACE OF PERSONS ARRESTED UNDER 18 YEARS OF AGE      |          |
| LAW ENFORCEMENT OFFICERS KILLED OR ASSAULTED                 |          |
| MONTHLY RETURN OF ARSON OFFENSES KNOWN TO LAW ENFORCEMENT    |          |
| ZERO UNIFORM CRIME REPORTS                                   |          |
| TALLY BOOK RETURN A & SUPPLEMENTARY RECORD OF OFFENSES       |          |
| TALLY SHEET FOR AGE, SEX, AND RACE OF PERSONS ARRESTED       |          |
| TALLY SHEET FOR LAW ENFORCEMENT OFFICERS KILLED OR ASSAULTED |          |
| UCR RETURN ENVELOPES   |          |
| UNIFORM CRIME REPORTING HANDBOOK                             |          |
| CURRENT ANNUAL "CRIME IN U.S."                               |          |
| CURRENT ANNUAL "CRIME IN RHODE ISLAND"                       |          |
| SUPPLY REQUEST FORMS   |          |

RETURN TO:  
RHODE ISLAND STATE POLICE  
UNIFORM CRIME REPORTS UNIT  
311 DANIELSON PIKE, NORTH SCITUATE, RI 02857



Distribution  
 White - R.I. U.C.R.  
 Yellow - National U.C.R.  
 Pink - Contributor

SEE REVERSE SIDE OF COPY NO. 4 FOR INSTRUCTIONS  
 State of Rhode Island, Department of State Police

RETURN **A** MONTHLY COUNT OF OFFENSES KNOWN TO THE POLICE

MO.                      YR.

Forward by 7th day after close of the reporting period to:  
 RHODE ISLAND STATE POLICE  
 BOX 185, NORTH SCITUATE, R.I. 02857

Municipality Code No.

PAGE 1

| 1<br>Classification of Offenses     | UCR<br>Code | 2<br>Offenses Reported<br>or known to police<br>( include<br>unfounded and<br>attempts ) | 3<br>Unfounded, I. E.,<br>False or Baseless<br>Complaints | 4<br>Number of actual<br>offenses ( column<br>2 minus column 3 ) | 5<br>Number of offenses<br>cleared by arrest this month<br>include exceptional clearances |  |
|-------------------------------------|-------------|--|---|--|---|--|
|                                     |             |  |   |  | Total Offenses<br>cleared by arrest<br>of adults and<br>juveniles                         | Offense<br>cleared by<br>arrest of<br>juveniles only |
| <b>1. Homicide</b>                  |             |  |   |  |   |  |
| ( A ) Murder                        |             |  |   |  |   |  |
| a ) Gun                             |             |  |   |  |   |  |
| b ) Knife or cutting instrument     |             |  |   |  |   |  |
| c ) other lethal methods            |             |  |   |  |   |  |
| d ) Hands, fists, feet, etc.        |             |  |   |  |   |  |
| <b>Total</b>                        |             |  |   |  |   |  |
| ( B ) Manslaughter                  |             |  |   |  |   |  |
| e ) Gun                             |             |  |   |  |   |  |
| f ) Knife or cutting instrument     |             |  |   |  |   |  |
| g ) other dangerous weapons         |             |  |   |  |   |  |
| h ) Hands, fists, feet, etc.        |             |  |   |  |   |  |
| i ) Motor vehicle accident          |             |  |   |  |   |  |
| <b>Total</b>                        |             |  |   |  |   |  |
| ( C ) Accidental death- non-traffic |             |  |   |  |   |  |
| j ) Gun                             |             |  |   |  |   |  |
| k ) Knife or cutting instrument     |             |  |   |  |   |  |
| l ) Other means                     |             |  |   |  |   |  |
| <b>Total</b>                        |             |  |   |  |   |  |
| <b>2. Forcible Rape</b>             |             |  |   |  |   |  |
| ( A ) Rape by force                 |             |  |   |  |   |  |
| a ) Gun                             |             |  |   |  |   |  |
| b ) Knife or cutting instrument     |             |  |   |  |   |  |
| c ) other dangerous weapons         |             |  |   |  |   |  |
| d ) Hands, fists, feet, etc.        |             |  |   |  |   |  |
| <b>Total</b>                        |             |  |   |  |   |  |
| ( B ) Assault to Rape               |             |  |   |  |   |  |
| e ) Gun                             |             |  |   |  |   |  |
| f ) Knife or cutting instrument     |             |  |   |  |   |  |
| g ) other dangerous weapons         |             |  |   |  |   |  |
| h ) Hands, fists, feet, etc.        |             |  |   |  |   |  |
| <b>Total</b>                        |             |  |   |  |   |  |
| <b>3. Robbery</b>                   |             |  |   |  |   |  |
| ( A ) Armed - any weapon            |             |  |   |  |   |  |
| a ) Gun                             |             |  |   |  |   |  |
| b ) Knife or cutting instrument     |             |  |   |  |   |  |
| c ) other dangerous weapons         |             |  |   |  |   |  |
| ( B ) Strong Arm - no weapon        |             |  |   |  |   |  |
| <b>Total</b>                        |             |  |   |  |   |  |

SEE REVERSE SIDE OF COPY NO. 4 FOR INSTRUCTIONS  
 State of Rhode Island, Department of State Police

RETURN **A** MONTHLY COUNT OF OFFENSES KNOWN TO THE POLICE

|     |     |
|-----|-----|
| MO. | YR. |
|-----|-----|

|  |
|--|
| Forward by 7th day after close of the reporting period to:<br>RHODE ISLAND STATE POLICE<br>BOX 185, NORTH SCITUATE, R.I. 02857 |
|--|

|                       |
|-----------------------|
| Municipality Code No. |
|-----------------------|

PAGE 2

| 1<br>Classification of Offenses                             | UCR<br>Code | 2<br>Offenses Reported<br>or known to police<br>( include<br>unfounded and<br>attempts ) | 3<br>Unfounded, I. E.,<br>False or Baseless<br>Complaints | 4<br>Number of actual<br>offenses ( column<br>2 minus column 3 ) | 5<br>Number of offenses<br>cleared by arrest this month<br>include exceptional clearances |  |
|---|-------------|--|---|--|---|--|
|   |             |  |   |  | Total Offenses<br>cleared by arrest<br>of adults and<br>juveniles                         | Offense<br>cleared by<br>arrest of<br>juveniles only |
| <b>4. Assault</b>   |             |  |   |  |   |  |
| a ) Gun   |             |  |   |  |   |  |
| b ) Knife or cutting instrument                             |             |  |   |  |   |  |
| c ) Other dangerous weapon                                  |             |  |   |  |   |  |
| d ) Hands, fists, feet, etc. Atrocious                      |             |  |   |  |   |  |
| e ) Other assaults, not atrocious                           |             |  |   |  |   |  |
| <b>Total</b>  |             |  |   |  |   |  |
| <b>5. Breaking and Entering</b>                             |             |  |   |  |   |  |
| a ) Forcible entry  |             |  |   |  |   |  |
| b ) Unlawful entry-no force                                 |             |  |   |  |   |  |
| c ) Attempted forcible entry                                |             |  |   |  |   |  |
| <b>Total</b>  |             |  |   |  |   |  |
| <b>6. Larceny - Theft</b><br>( Except Motor Vehicle Theft ) |             |  |   |  |   |  |
| <b>7. Motor Vehicle Theft Total</b>                         |             |  |   |  |   |  |
| a ) Autos   |             |  |   |  |   |  |
| b ) Trucks and Buses  |             |  |   |  |   |  |
| c ) Other vehicles  |             |  |   |  |   |  |
| <b>Grand Total</b>  |             |  |   |  |   |  |

|  |       |
|--|-------|
| NUMBER OF LAW ENFORCEMENT OFFICERS KILLED OR ASSAULTED THIS MONTH  | _____ |
| NUMBER OF OFFICERS KILLED BY FELONIOUS ACTS  | _____ |
| NUMBER OF OFFICERS KILLED BY ACCIDENTAL OR NEGLIGENT ACTS  | _____ |
| NUMBER OF OFFICERS ASSAULTED   | _____ |
| Submit completed Law Enforcement Officers Killed or Assaulted form if an officer was killed or assaulted this month. |       |

|                                       |       |
|---------------------------------------|-------|
| DATE PREPARED                         | _____ |
| PREPARED BY                           | _____ |
| TITLE                                 | _____ |
| CHIEF, COMMISSIONER OR SUPERINTENDENT | _____ |

MONTH AND YEAR OF REPORT \_\_\_\_\_

AGENCY IDENTIFIER \_\_\_\_\_

POPULATION \_\_\_\_\_

CITY AND STATE \_\_\_\_\_

Distribution:  
 White - R. I. U. C. R.  
 Yellow - National U. C. R.  
 Pink - Contributor

| DO NOT USE THIS SPACE |          |
|-----------------------|----------|
| RECORDED              | INITIALS |
| EDITED                |          |
| PUNCHED               |          |
| VERIFIED              |          |
| ADJUSTED              |          |

State of Rhode Island, Department of State Police

SUPPLEMENTARY REPORT OF OFFENSES

PAGE 1

|                       |     |
|-----------------------|-----|
| MO.                   | YR. |
| Municipality Code No. |     |

Instructions: Please complete and send this with RETURN A ( and quarterly return, if submitted ) by the 7th day after close of the reporting period to: SUPERINTENDENT, RHODE ISLAND STATE POLICE  
BOX 185, NORTH SCITUATE, R.I. 02857

This form deals with the nature of crime ( type of act and place committed ) and the value of property stolen and the amount recovered. If you cannot complete the report in all respects, please record as much information as is available. Tally Sheets for this form will be sent upon request.

PROPERTY BY TYPE AND VALUE

| Type of Property                      | UCR CODE | Value of Property Stolen and Recovered in Your Jurisdiction |                 |
|---------------------------------------|----------|---|-----------------|
|                                       |          | Stolen ( 2 )  | Recovered ( 3 ) |
| A. Currency, Notes, Etc.              |          | \$ _____  | \$ _____        |
| B. Jewelry and Precious Metals        |          | _____   | _____           |
| C. Clothing and Furs                  |          | _____   | _____           |
| D. Locally Stolen Motor Vehicles      |          | _____   | _____           |
| E. Office Equipment                   |          | _____   | _____           |
| F. Televisions, Radios, Cameras, Etc. |          | _____   | _____           |
| G. Firearms                           |          | _____   | _____           |
| H. Household Goods                    |          | _____   | _____           |
| I. Consumable Goods                   |          | _____   | _____           |
| J. Livestock                          |          | _____   | _____           |
| K. Miscellaneous                      |          | _____   | _____           |
|                                       |          | \$ _____  | \$ _____        |

NOTE: Total of column ( 2 ) should agree with grand total shown on page 2. In column ( 3 ) include all property recovered even though stolen in prior months. The above is an accounting for only that property stolen in your jurisdiction. This will include property recovered for you by other jurisdictions but not property you recover for them.

NOTE:

TO COMPLETE SUPPLEMENTARY REPORT OF OFFENSES, FILL IN PAGE 1  
RHODE ISLAND U.C.R. FORM NO. 366A

Department Reporting \_\_\_\_\_

Date of Report \_\_\_\_\_

Report for ( Month - \_\_\_\_\_ ) ending  
( Strike out one )

Head of Department \_\_\_\_\_

Month \_\_\_\_\_ Day \_\_\_\_\_ 19 \_\_\_\_\_

Distribution:  
White - R.I. U.C.R.  
Yellow - National U.C.R.  
Pink - Contributor

| DO NOT USE THIS SPACE |          |
|-----------------------|----------|
|                       | INITIALS |
| RECORDED              |          |
| REVIEWED              |          |
| PUNCHED               |          |
| VERIFIED              |          |
| ADJUSTED              |          |

|                             |           |
|-----------------------------|-----------|
| Mo. _____                   | Yr. _____ |
| Municipality Code No. _____ |           |

PROPERTY STOLEN BY CLASSIFICATION

| Classification   | UCR CODE | Number of Actual Offenses ( Column 4 Return A ) | Value of Property Stolen |
|--|----------|---|--------------------------|
| 1. MURDER / NON-NEGLIGENT MANSLAUGHTER                               |          | _____   | \$ _____                 |
| 2. FORCIBLE RAPE ( TOTAL )   |          | _____   | \$ _____                 |
| 3. ROBBERY   |          |   |                          |
| (A) Highway ( streets, alleys, etc. ) _____                          |          | _____   | _____                    |
| (B) Commercial House ( except C, D, F ) _____                        |          | _____   | _____                    |
| (C) Gas or Service Station _____                                     |          | _____   | _____                    |
| (D) Chain Store _____  |          | _____   | _____                    |
| (E) Residence ( anywhere on premises ) _____                         |          | _____   | _____                    |
| (F) Bank _____   |          | _____   | _____                    |
| (G) Miscellaneous _____  |          | _____   | _____                    |
| Total - Robbery  |          | _____   | \$ _____                 |
| 4. ASSAULT - NOT APPLICABLE  |          |   |                          |
| 5. BURGLARY - BREAKING OR ENTERING                                   |          |   |                          |
| (A) Residence ( dwelling )   |          |   |                          |
| ( 1 ) Night ( 6 p.m. - 6 a.m. ) _____                                |          | _____   | _____                    |
| ( 2 ) Day ( 6 a.m. - 6 p.m. ) _____                                  |          | _____   | _____                    |
| ( 3 ) Unknown _____  |          | _____   | _____                    |
| (B) Non-residence ( store, office, etc. )                            |          |   |                          |
| ( 1 ) Night ( 6 p.m. - 6 a.m. ) _____                                |          | _____   | _____                    |
| ( 2 ) Day ( 6 a.m. - 6 p.m. ) _____                                  |          | _____   | _____                    |
| ( 3 ) Unknown _____  |          | _____   | _____                    |
| Total - Burglary   |          | _____   | \$ _____                 |
| 6. LARCENY - THEFT ( except vehicle )                                |          |   |                          |
| (A) \$200 and over _____   |          | _____   | _____                    |
| (B) \$50 to \$200 _____  |          | _____   | _____                    |
| (C) Under \$50 _____   |          | _____   | _____                    |
| Total - Larceny  |          | _____   | \$ _____                 |
| 7. MOTOR VEHICLE THEFT ( include alleged joy ride ) _____            |          | _____   | \$ _____                 |
| GRAND TOTAL - ALL ITEMS _____  |          | _____   | \$ _____                 |
| Additional Analysis of Larceny and Auto Theft                        |          |   |                          |
| 6x. Nature of Larcenies under Item 6                                 |          |   |                          |
| (A) Pocket - picking _____   |          | _____   | _____                    |
| (B) Purse - snatching _____  |          | _____   | _____                    |
| (C) Shoplifting _____  |          | _____   | _____                    |
| (D) From Motor Vehicles ( except E ) _____                           |          | _____   | _____                    |
| (E) Motor Vehicle Parts and Accessories _____                        |          | _____   | _____                    |
| (F) Bicycles _____   |          | _____   | _____                    |
| (G) From Buildings ( except C and H ) _____                          |          | _____   | _____                    |
| (H) From any Coin - operated Machines ( Parking Meters, Etc. ) _____ |          | _____   | _____                    |
| (I) All Other _____  |          | _____   | _____                    |
| Total Larcenies ( same as Item 6 ) _____                             |          | _____   | _____                    |
| 7x. Motor Vehicles Recovered   |          |   |                          |
| (A) Number Stolen Locally and Recovered Locally _____                |          | _____   | _____                    |
| (B) Number Stolen Locally and Recovered by Other Jurisdictions _____ |          | _____   | _____                    |
| (C) Total Locally Stolen Motor Vehicles Recovered _____              |          | _____   | _____                    |
| (D) Number Stolen Out of Town, Recovered Locally _____               |          | _____   | _____                    |

RIUCR FORM 366A

Distribution: White - R.I. U.C.R.  
 Yellow - National U.C.R.  
 Pink - Contributor

1-705 (Rev. 2-16-95)

Form Approved  
OMB No. 1110-0008

**LAW ENFORCEMENT OFFICERS KILLED OR ASSAULTED**

It is requested this report be completed and transmitted with monthly crime reports to: Director, Federal Bureau of Investigation, Uniform Crime Reports, Washington, D. C. 20535. This form should be used to report the number of your officers who were assaulted or killed in the line of duty during the month. Additional information concerning officers killed will be requested by a separate questionnaire.

**OFFICERS KILLED**

Number of your law enforcement officers killed in the line of duty this month.

By felonious act \_\_\_\_\_

By accident or negligence \_\_\_\_\_

**Officers Assaulted (Do not include officers killed) - See other side for instructions.**

| Type of Activity   | Total Assaults by Weapon<br>A | Type of Weapon |  |                             |                               | Type of Assignment       |                     |                |                              |                |            | Police Assaults Cleared<br>M |                |
|--|-------------------------------|----------------|--|-----------------------------|-------------------------------|--------------------------|---------------------|----------------|------------------------------|----------------|------------|------------------------------|----------------|
|  |                               | Firearm<br>B   | Knife or Other Cutting Instrument<br>C | Other Dangerous Weapon<br>D | Hands, Fists, Feet, etc.<br>E | Two-Officer Vehicle<br>F | One-Officer Vehicle |                | Detective or Special Assign. |                | Other      |                              |                |
|  |                               |                |  |                             |                               |                          | Alone<br>G          | As-sisted<br>H | Alone<br>I                   | As-sisted<br>J | Alone<br>K |                              | As-sisted<br>L |
| 1. Responding to "Disturbance" calls (family quarrels, man with gun, etc.) . . . . . |                               |                |  |                             |                               |                          |                     |                |                              |                |            |                              |                |
| 2. Burglaries in progress or pursuing burglary suspects . . . . .                    |                               |                |  |                             |                               |                          |                     |                |                              |                |            |                              |                |
| 3. Robberies in progress or pursuing robbery suspects . . . . .                      |                               |                |  |                             |                               |                          |                     |                |                              |                |            |                              |                |
| 4. Attempting other arrests . . . . .  |                               |                |  |                             |                               |                          |                     |                |                              |                |            |                              |                |
| 5. Civil disorder (riot, mass disobedience) . . . . .                                |                               |                |  |                             |                               |                          |                     |                |                              |                |            |                              |                |
| 6. Handling, transporting, custody of prisoners . . . . .                            |                               |                |  |                             |                               |                          |                     |                |                              |                |            |                              |                |
| 7. Investigating suspicious persons or circumstances . . . . .                       |                               |                |  |                             |                               |                          |                     |                |                              |                |            |                              |                |
| 8. Ambush - no warning . . . . .   |                               |                |  |                             |                               |                          |                     |                |                              |                |            |                              |                |
| 9. Mentally deranged . . . . .   |                               |                |  |                             |                               |                          |                     |                |                              |                |            |                              |                |
| 10. Traffic pursuits and stops . . . . .   |                               |                |  |                             |                               |                          |                     |                |                              |                |            |                              |                |
| 11. All other . . . . .  |                               |                |  |                             |                               |                          |                     |                |                              |                |            |                              |                |
| 12. TOTAL (1-11)   |                               |                |  |                             |                               |                          |                     |                |                              |                |            |                              |                |
| 13. Number with personal injury . . . . .  |                               |                |  |                             |                               |                          |                     |                |                              |                |            |                              |                |
| 14. Number without personal injury . . . . .   |                               |                |  |                             |                               |                          |                     |                |                              |                |            |                              |                |
| 15. Time of assaults . . . . .   |                               |                |  |                             |                               |                          |                     |                |                              |                |            |                              |                |
|  | AM                            |                |  |                             |                               |                          |                     |                |                              |                |            |                              |                |
|  | PM                            |                |  |                             |                               |                          |                     |                |                              |                |            |                              |                |
|  |                               | 12:01          | 2:00                                   | 4:00                        | 6:00                          | 8:00                     | 10:00               | 12:00          |                              |                |            |                              |                |

**DO NOT WRITE HERE**

Initials \_\_\_\_\_

Recorded \_\_\_\_\_

Edited \_\_\_\_\_

Punched \_\_\_\_\_

Verified \_\_\_\_\_

Adjusted \_\_\_\_\_

DOJ/FBI

Month and Year \_\_\_\_\_ Agency Identifier \_\_\_\_\_ Prepared by \_\_\_\_\_ Title \_\_\_\_\_

Agency \_\_\_\_\_ State \_\_\_\_\_ Chief, Sheriff, Commissioner, Superintendent \_\_\_\_\_

**NUMBER OF FULL-TIME LAW ENFORCEMENT EMPLOYEES  
 AS OF OCTOBER 31**

*This report is authorized by law Title 28, Section 534, United States Code. While you are not required to respond, your cooperation in using this form to report all law enforcement employees on the payroll of your law enforcement agency as of October 31, will assist the FBI in compiling comprehensive accurate data on a timely basis.*

|   | Male | Female | Total |
|---|------|--------|-------|
| 1. <b>Full-time law enforcement officers</b> - Include all full-time sworn law enforcement officers who were on your department's payroll as of October 31 and who work your normal full-time workweek. Include the Chief, Sheriff, Commissioner, Superintendent or other sworn department head. <b>Do not</b> count special officers, merchant police or others who are not paid from law enforcement funds. |      |        |       |
| 2. <b>Full-time civilian employees</b> - Include all full-time civilian employees who were on your department's payroll as of October 31 and who worked your normal full-time workweek. Include clerks, stenographers, mechanics, etc., who do not have police powers. <b>Do not</b> count school crossing guards. <b>Do not</b> count employees not paid from police funds.                                  |      |        |       |
| 3. <b>Total full-time law enforcement employees</b> - Enter the total number of full-time law enforcement officers and civilians on the payroll of your department as of October 31. This should be the total of line 1 and line 2.   |      |        |       |

\_\_\_\_\_ Date

\_\_\_\_\_ Prepared by Title

\_\_\_\_\_ Sheriff, Chief, or Commanding Officer

Agency \_\_\_\_\_  
 City \_\_\_\_\_  
 State \_\_\_\_\_

|                          |
|--------------------------|
| <b>DO NOT WRITE HERE</b> |
| Recorded _____           |
| Edited _____             |
| Entered _____            |
| Adjusted _____           |
| Corres. _____            |

DISTRIBUTION: White - RI UCR  
Yellow - Contributor

**RHODE ISLAND  
QUARTERLY HATE CRIME REPORT  
Offenses Known to Law Enforcement**

Summary Page

Form Approved  
OMB No.

This report is authorized by Title 28, Section 534, U.S. Code, and the Hate Crime Statistics Act of 1990. Your cooperation in using this form to report hate crimes known to your department will assist the FBI in compiling comprehensive and accurate data regarding incidence and prevalence of Hate Crime throughout the Nation.

City \_\_\_\_\_ County \_\_\_\_\_ State \_\_\_\_\_

Name of Agency \_\_\_\_\_ Agency Identifier (ORI) \_\_\_\_\_

Name of Preparer \_\_\_\_\_ Title \_\_\_\_\_

Quarter and Year of Report:    January - March        April - June      
    July - September        October - December   

Year \_\_\_\_\_

Total number of incidents reported in this quarter \_\_\_\_\_

If there were no hate crimes in this quarter, check this box.

Deletion of incident(s) previously reported [Applicable only for deletion of entire incident(s)].

| Incident Number      | Date of the Incident                   |
|----------------------|--|
| <input type="text"/> | ____/____/____<br>Month    Day    Year |
| <input type="text"/> | ____/____/____<br>Month    Day    Year |
| <input type="text"/> | ____/____/____<br>Month    Day    Year |
| <input type="text"/> | ____/____/____<br>Month    Day    Year |
| <input type="text"/> | ____/____/____<br>Month    Day    Year |

RHODE ISLAND  
HATE CRIME INCIDENT REPORT

Initial  Adjustment  ORI           Date of Incident \_\_\_\_\_ / \_\_\_\_\_ / \_\_\_\_\_  
Month Day Year

Incident No.         Page  of  of Same Incident

| UCR Offense  |  | Offense Code          |  |
|--|--|-----------------------|--|
| <input type="checkbox"/> <input type="checkbox"/> - <input type="checkbox"/> <input type="checkbox"/> #1 | <input type="checkbox"/> <input type="checkbox"/> - <input type="checkbox"/> <input type="checkbox"/> #4 | 01 Murder             | 07 Motor Vehicle Theft                 |
| <input type="checkbox"/> <input type="checkbox"/> - <input type="checkbox"/> <input type="checkbox"/> #2 | <input type="checkbox"/> <input type="checkbox"/> - <input type="checkbox"/> <input type="checkbox"/> #5 | 02 Forcible Rape      | 08 Arson                               |
| <input type="checkbox"/> <input type="checkbox"/> - <input type="checkbox"/> <input type="checkbox"/> #3 | <input type="checkbox"/> <input type="checkbox"/> - <input type="checkbox"/> <input type="checkbox"/> #6 | 03 Robbery            | 09 Simple Assault                      |
|  |  | 04 Aggravated Assault | 10 Intimidation                        |
|  |  | 05 Burglary           | 11 Destruction / Damage /<br>Vandalism |
|  |  | 06 Larceny-Theft      |  |

Location (Check one for Offense #1)

|  |   |  |
|--|---|--|
| 01 <input type="checkbox"/> Air / Bus / Train Terminal           | 14 <input type="checkbox"/> Hotel / Motel/ etc.             | Enter Location<br>Code If Different<br>from Offense #1<br>#2 <input type="checkbox"/> <input type="checkbox"/><br>#3 <input type="checkbox"/> <input type="checkbox"/><br>#4 <input type="checkbox"/> <input type="checkbox"/><br>#5 <input type="checkbox"/> <input type="checkbox"/><br>#6 <input type="checkbox"/> <input type="checkbox"/> |
| 02 <input type="checkbox"/> Bank / Savings and Loan,             | 15 <input type="checkbox"/> Jail / Prison                   |  |
| 03 <input type="checkbox"/> Bar / Night Club                     | 16 <input type="checkbox"/> Lake / Waterway                 |  |
| 04 <input type="checkbox"/> Church / Synagogue / Temple          | 17 <input type="checkbox"/> Liquor Store                    |  |
| 05 <input type="checkbox"/> Commercial / Office Building         | 18 <input type="checkbox"/> Parking Lot / Garage            |  |
| 06 <input type="checkbox"/> Construction Site                    | 19 <input type="checkbox"/> Rental Storage Facility         |  |
| 07 <input type="checkbox"/> Convenience Store                    | 20 <input type="checkbox"/> Residence / Home                |  |
| 08 <input type="checkbox"/> Department / Discount Store          | 21 <input type="checkbox"/> Restaurant                      |  |
| 09 <input type="checkbox"/> Drug Store / Dr.'s Office / Hospital | 22 <input type="checkbox"/> School / College                |  |
| 10 <input type="checkbox"/> Field / Woods                        | 23 <input type="checkbox"/> Service / Gas Station           |  |
| 11 <input type="checkbox"/> Government / Public Building         | 24 <input type="checkbox"/> Specialty Store (TV, Fur, etc.) |  |
| 12 <input type="checkbox"/> Grocery / Supermarket                | 25 <input type="checkbox"/> Other / Unknown                 |  |
| 13 <input type="checkbox"/> Highway / Road / Alley / Street      |   |  |

Bias Motivation (Check one for Offense #1)

| Racial   | Religious   | Disability  |
|--|---|---|
| 11 <input type="checkbox"/> Anti - White                               | 21 <input type="checkbox"/> Anti - Jewish                       | 51 <input type="checkbox"/> Anti - Physical Disability  |
| 12 <input type="checkbox"/> Anti - Black                               | 22 <input type="checkbox"/> Anti - Catholic                     | 52 <input type="checkbox"/> Anti - Mental Disability  |
| 13 <input type="checkbox"/> Anti - American Indian /<br>Alaskan Native | 23 <input type="checkbox"/> Anti - Protestant                   | Gender  |
| 14 <input type="checkbox"/> Anti - Asian / Pacific<br>Islander         | 24 <input type="checkbox"/> Anti - Islamic (Muslim)             | 62 <input type="checkbox"/> Anti - Male   |
| 15 <input type="checkbox"/> Anti - Multi - Racial<br>Group             | 25 <input type="checkbox"/> Anti - Other Religion               | 63 <input type="checkbox"/> Anti - Female   |
| Ethnicity / National Origin  | 26 <input type="checkbox"/> Anti - Multi - Religious Group      | Enter Bias Motivation<br>Code If Different<br>from Offense #1<br>#2 <input type="checkbox"/> <input type="checkbox"/><br>#3 <input type="checkbox"/> <input type="checkbox"/><br>#4 <input type="checkbox"/> <input type="checkbox"/><br>#5 <input type="checkbox"/> <input type="checkbox"/><br>#6 <input type="checkbox"/> <input type="checkbox"/> |
| 31 <input type="checkbox"/> Anti - Arab                                | 27 <input type="checkbox"/> Anti - Atheism / Agnosticism / etc. |   |
| 32 <input type="checkbox"/> Anti - Hispanic                            | Sexual  |   |
| 33 <input type="checkbox"/> Anti - Other Ethnicity /                   | 41 <input type="checkbox"/> Anti - Male Homosexual (Gay)        |   |
|  | 42 <input type="checkbox"/> Anti - Female Homosexual (Lesbian)  |   |
|  | 43 <input type="checkbox"/> Anti - Homosexual (Gay and Lesbian) |   |
|  | 44 <input type="checkbox"/> Anti - Heterosexual                 |   |

Weapon Type (Check one for Offense #1)

|  |   |  |
|--|---|--|
| 11 <input type="checkbox"/> Firearm            | 40 <input type="checkbox"/> Personal (hands, feet, etc) | Enter Weapon Code<br>If Different from<br>Offense #1<br>#2 <input type="checkbox"/> <input type="checkbox"/><br>#3 <input type="checkbox"/> <input type="checkbox"/><br>#4 <input type="checkbox"/> <input type="checkbox"/><br>#5 <input type="checkbox"/> <input type="checkbox"/><br>#6 <input type="checkbox"/> <input type="checkbox"/> |
| 12 <input type="checkbox"/> Handgun            | 50 <input type="checkbox"/> Poison                      |  |
| 13 <input type="checkbox"/> Rifle              | 60 <input type="checkbox"/> Explosives                  |  |
| 14 <input type="checkbox"/> Shotgun            | 65 <input type="checkbox"/> Fire/Incendiary Device      |  |
| 15 <input type="checkbox"/> Other Firearm      | 70 <input type="checkbox"/> Drugs/Narcotics             |  |
| 20 <input type="checkbox"/> Cutting Instrument | 90 <input type="checkbox"/> Other                       |  |
| 30 <input type="checkbox"/> Blunt Object       | 95 <input type="checkbox"/> Unknown                     |  |
| 35 <input type="checkbox"/> Motor Vehicle      | 99 <input type="checkbox"/> None                        |  |
|  |   |  |
|  |   |  |
|  |   |  |

Number of MALE victims: \_\_\_\_\_ Number of FEMALE Victims: \_\_\_\_\_ TOTAL VICTIMS: \_\_\_\_\_

Suspected Offenders' Race as a Group (Check one)

|                                  |   |   |
|----------------------------------|---|---|
| 1 <input type="checkbox"/> White | 3 <input type="checkbox"/> American Indian / Alaskan Native | 5 <input type="checkbox"/> Multi - Racial Group |
| 2 <input type="checkbox"/> Black | 4 <input type="checkbox"/> Asian / Pacific Islander         | 6 <input type="checkbox"/> Unknown              |

Victim Type: For each offense code listed above, check all applicable victim types.

| Victim Type:             | Offense<br>Code          | Offense<br>Code          | Offense<br>Code          | Offense<br>Code          | Offense<br>Code          | Offense<br>Code          | Offense<br>Code          | Offense<br>Code          | Offense<br>Code          | Offense<br>Code          |
|--------------------------|--------------------------|--------------------------|--------------------------|--------------------------|--------------------------|--------------------------|--------------------------|--------------------------|--------------------------|--------------------------|
| 1 Individual*            | <input type="checkbox"/> | <input type="checkbox"/> | <input type="checkbox"/> | <input type="checkbox"/> | <input type="checkbox"/> | <input type="checkbox"/> | <input type="checkbox"/> | <input type="checkbox"/> | <input type="checkbox"/> | <input type="checkbox"/> |
| 2 Business               | <input type="checkbox"/> | <input type="checkbox"/> | <input type="checkbox"/> | <input type="checkbox"/> | <input type="checkbox"/> | <input type="checkbox"/> | <input type="checkbox"/> | <input type="checkbox"/> | <input type="checkbox"/> | <input type="checkbox"/> |
| 3 Financial Institution  | <input type="checkbox"/> | <input type="checkbox"/> | <input type="checkbox"/> | <input type="checkbox"/> | <input type="checkbox"/> | <input type="checkbox"/> | <input type="checkbox"/> | <input type="checkbox"/> | <input type="checkbox"/> | <input type="checkbox"/> |
| 4 Government             | <input type="checkbox"/> | <input type="checkbox"/> | <input type="checkbox"/> | <input type="checkbox"/> | <input type="checkbox"/> | <input type="checkbox"/> | <input type="checkbox"/> | <input type="checkbox"/> | <input type="checkbox"/> | <input type="checkbox"/> |
| 5 Religious Organization | <input type="checkbox"/> | <input type="checkbox"/> | <input type="checkbox"/> | <input type="checkbox"/> | <input type="checkbox"/> | <input type="checkbox"/> | <input type="checkbox"/> | <input type="checkbox"/> | <input type="checkbox"/> | <input type="checkbox"/> |
| 6 Society / Public       | <input type="checkbox"/> | <input type="checkbox"/> | <input type="checkbox"/> | <input type="checkbox"/> | <input type="checkbox"/> | <input type="checkbox"/> | <input type="checkbox"/> | <input type="checkbox"/> | <input type="checkbox"/> | <input type="checkbox"/> |
| 7 Other                  | <input type="checkbox"/> | <input type="checkbox"/> | <input type="checkbox"/> | <input type="checkbox"/> | <input type="checkbox"/> | <input type="checkbox"/> | <input type="checkbox"/> | <input type="checkbox"/> | <input type="checkbox"/> | <input type="checkbox"/> |
| 8 Unknown                | <input type="checkbox"/> | <input type="checkbox"/> | <input type="checkbox"/> | <input type="checkbox"/> | <input type="checkbox"/> | <input type="checkbox"/> | <input type="checkbox"/> | <input type="checkbox"/> | <input type="checkbox"/> | <input type="checkbox"/> |

\*Indicate the total number of individual victims involved in the incident.

Number of MALE offenders: \_\_\_\_\_ Number of FEMALE offenders: \_\_\_\_\_ TOTAL OFFENDERS: \_\_\_\_\_

Suspected Offenders' Race as a Group (Check one)

|                                  |   |   |
|----------------------------------|---|---|
| 1 <input type="checkbox"/> White | 3 <input type="checkbox"/> American Indian / Alaskan Native | 5 <input type="checkbox"/> Multi - Racial Group |
| 2 <input type="checkbox"/> Black | 4 <input type="checkbox"/> Asian / Pacific Islander         | 6 <input type="checkbox"/> Unknown              |

In compliance with Rhode Island General Laws 42-28-46, there were no crimes motivated by Bigotry and Bias for the month of \_\_\_\_\_

Date: \_\_\_\_\_ Chief of Police: \_\_\_\_\_



## MISSING PERSON REPORT

### Rhode Island State Police

CASE # \_\_\_\_\_ Date of Report \_\_\_\_\_

|  |   |   |  |   |                                |                                      |      |       |          |
|--|---|---|--|---|--------------------------------|--------------------------------------|------|-------|----------|
| Message Key (See definitions on page 1) (MKE)<br><input type="checkbox"/> Disability (EMD) <input type="checkbox"/> Juvenile (EMJ)<br><input type="checkbox"/> Endangered (EME) <input type="checkbox"/> Victim (EMV)<br><input type="checkbox"/> Involuntary (EMI) <input type="checkbox"/> Caution   |   | Name (NAM) _____  |  | Race (RAC)<br><input type="checkbox"/> Asian or Pacific Islander (A) <input type="checkbox"/> Unknown (U)<br><input type="checkbox"/> Black (B) <input type="checkbox"/> White (W)<br><input type="checkbox"/> American Indian/Alaskan Native (I) |                                |                                      |      |       |          |
| Place of Birth (POB) _____   | Sex (SEX)<br><input type="checkbox"/> Male (M)<br><input type="checkbox"/> Female (F)   | Date of Birth (DOB) _____   | Date of Emancipation (DOE) _____   | Height (HGT) _____  | Weight (WGT) _____             |                                      |      |       |          |
| Hair Color (HA)<br><input type="checkbox"/> Black (BLK) <input type="checkbox"/> Brown (BRO) <input type="checkbox"/> Red/Auburn (RED) <input type="checkbox"/> White (WHI)<br><input type="checkbox"/> Blonde/Strawberry (BLN) <input type="checkbox"/> Gray/Partially Gray (GRY) <input type="checkbox"/> Sandy (SDY) <input type="checkbox"/> Unknown (XXX) |   | Hair Description (MIS)<br><input type="checkbox"/> Wavy <input type="checkbox"/> Curly <input type="checkbox"/> Straight <input type="checkbox"/> Treated   |  |   |                                |                                      |      |       |          |
| Hair Length (MIS) _____  | Hair Style (MIS) _____  | Skin Tone (SMT)<br><input type="checkbox"/> Fair (FAR) <input type="checkbox"/> Olive (OLV)<br><input type="checkbox"/> Albino (ALB) <input type="checkbox"/> Light (LGT) <input type="checkbox"/> Ruddy (RUD)<br><input type="checkbox"/> Black (BLK) <input type="checkbox"/> Lt Brown (LBR) <input type="checkbox"/> Sallow (SAL)<br><input type="checkbox"/> Dark (DRK) <input type="checkbox"/> Medium (MED) <input type="checkbox"/> Med Brown (MBR) <input type="checkbox"/> Yellow (YEL)<br><input type="checkbox"/> Dk Brown (DBR) | Scars, marks, tattoos, and other characteristics (SMT)<br>(See check list)                                   |   |                                |                                      |      |       |          |
| Has the missing person ever been fingerprinted? <input type="checkbox"/> No <input type="checkbox"/> Yes -If so by whom? _____   |   |   | Fingerprint Classification (FPC) _____   | Other Identifying Numbers (MNU) _____   |                                |                                      |      |       |          |
| Social Security Number (SOC) _____   | Operator's License Number (OLN) _____   | Operator's License State (OLS) _____  | Operator's License Year of Expiration (OLY) _____  | Date of Last Contact _____  |                                |                                      |      |       |          |
| Originating Agency Case Number (OCA) _____   | Blood Type (BLT)<br><input type="checkbox"/> A Positive (APOS) <input type="checkbox"/> B Positive (BPOS) <input type="checkbox"/> AB Positive (ABPOS) <input type="checkbox"/> O Positive (OPOS)<br><input type="checkbox"/> A Negative (ANEG) <input type="checkbox"/> B Negative (BNEG) <input type="checkbox"/> AB Negative (ABNEG) <input type="checkbox"/> O Negative (ONEG)<br><input type="checkbox"/> A Unknown (AUNK) <input type="checkbox"/> B Unknown (BUNK) <input type="checkbox"/> AB Unknown (ABUNK) <input type="checkbox"/> O Unknown (OUNK) |   | Has missing person ever donated blood? <input type="checkbox"/> No <input type="checkbox"/> Yes Where? _____ |   |                                |                                      |      |       |          |
| Has the missing person been circumcised? <input type="checkbox"/> Was circumcised (C) <input type="checkbox"/> Was not circumcised (N) <input type="checkbox"/> Unknown (U)  |   | Are footprints available? (FPA)<br><input type="checkbox"/> Yes (Y) <input type="checkbox"/> No (N)   |  |   |                                |                                      |      |       |          |
| Are body x-rays available? (BXR)<br><input type="checkbox"/> Full (F) <input type="checkbox"/> Partial (P) <input type="checkbox"/> None (N)   |   | Does the missing person have corrected vision? <input type="checkbox"/> Yes <input type="checkbox"/> No (SMT)<br><input type="checkbox"/> Glasses <input type="checkbox"/> Con Lenses   |  | Corrective vision prescription (VRX) _____  |                                |                                      |      |       |          |
| Type of Contact Lenses and Color (MIS)<br><input type="checkbox"/> Hard <input type="checkbox"/> Longwear <input type="checkbox"/> Blue <input type="checkbox"/> Gray <input type="checkbox"/> Clear<br><input type="checkbox"/> Soft <input type="checkbox"/> Semi <input type="checkbox"/> Green <input type="checkbox"/> Brown                              |   | Jewelry Type (See check list) (JWT) _____   |  | Jewelry Description (JWL) _____   |                                |                                      |      |       |          |
| Handedness <input type="checkbox"/> Left <input type="checkbox"/> Right (MIS)  |   | Build (MIS)<br><input type="checkbox"/> Very thin <input type="checkbox"/> Medium <input type="checkbox"/> Heavy/Stocky<br><input type="checkbox"/> Thin <input type="checkbox"/> Muscular <input type="checkbox"/> Obese   |  | Any other miscellaneous information (MIS) _____   |                                |                                      |      |       |          |
| Below is a list of clothing and personal effects. Please indicate those items the missing person was last seen wearing. Include style, type, size, color, condition, labels, or laundry markings. (MIS)  |   |   |  |   |                                |                                      |      |       |          |
| Item   | Style/Type  | Size  | Color  | Markings  | Item                           | Style/Type                           | Size | Color | Markings |
| Head Gear  |   |   |  |   | Shoes/Boots/Sneakers           |                                      |      |       |          |
| Scarf/Tie/Gloves   |   |   |  |   | Underwear                      |                                      |      |       |          |
| Coat/Jacket/Vest   |   |   |  |   | Bra/Girdle/Slip                |                                      |      |       |          |
| Sweater  |   |   |  |   | Stockings/Pantyhose            |                                      |      |       |          |
| Shirt/Blouse   |   |   |  |   | Wallet/Purse                   |                                      |      |       |          |
| Pants/Skirt  |   |   |  |   | Money                          |                                      |      |       |          |
| Belts/Suspenders   |   |   |  |   | Glasses                        |                                      |      |       |          |
| Socks  |   |   |  |   |                                |                                      |      |       |          |
| LICENSE PLATE AND VEHICLE INFORMATION  |   |   |  |   |                                |                                      |      |       |          |
| License Plate Number (LIC) _____   |   | State (LIS) _____   | Year Expires (LIY) _____   |   | License Plate Type (LIT) _____ |                                      |      |       |          |
| Vehicle Identification # (VIN) _____   |   | Year (VYR) _____  | Make (VMA) _____   | Model (VMD) _____   | Style (VST) _____              | Color (VCO) _____                    |      |       |          |
| Aliases _____  |   |   | Reporting Agency _____   |   |                                | Reporting Officer _____              |      |       |          |
| Complainant's Name _____   |   |   | Complainant's Address _____  |   |                                | Complainant's Telephone Number _____ |      |       |          |
| Relationship of Complainant to Missing Person _____  |   |   | Missing Person's Address _____   |   |                                | Missing Person's Occupation _____    |      |       |          |
| NCIC # (NIC) _____   |   | Places missing person frequented _____  |  |   |                                | (MIS)                                |      |       |          |
| Close friends/relatives _____  |   |   |  |   | Possible destination _____     |                                      |      |       |          |
| Complainant's Signature _____  |   |   |  |   | Date _____                     |                                      |      |       |          |

- Attach current photo, if available.
- If additional space is needed, attach additional sheets.
- All dental information should be recorded on the dental report and entered in NCIC as a supplemental record.

ORIGINAL — STATE POLICE  
YELLOW — LOCAL POLICE



STATE OF RHODE ISLAND AND PROVIDENCE PLANTATIONS  
RHODE ISLAND STATE POLICE  
111 DANIELSON PIKE, NORTH SCITUATE, RI 02857-1907

EDMOND B. CULHANE, JR.  
COLONEL  
SUPERINTENDENT

TELEPHONE:  
(401) 444-1000  
FAX (401) 444-1133

TO: Lt. Armand H. Bilodeau, Jr.  
Missing & Exploited Children Unit

FROM: \_\_\_\_\_  
Police Officer

\_\_\_\_\_  
Department

SUBJECT: MISSING PERSON CANCELLATION FORM

MISSING PERSON : \_\_\_\_\_  
Name

DATE REPORTED MISSING : \_\_\_\_\_

DATE RETURNED : \_\_\_\_\_

LOCATION DURING ABSENCE OR WHERE FOUND: \_\_\_\_\_

PERSON(S) WITH WHOM LOCATED : \_\_\_\_\_

EXPLOITED : YES ( ) NO ( )

NCIC # \_\_\_\_\_ CANCELLED \_\_\_\_\_  
Date

\_\_\_\_\_  
Signature of Police Department  
Missing Person Coordinator

\_\_\_\_\_  
Date

MP 2

**Directory of Rhode Island  
Law Enforcement Agencies**

*{ this page left blank intentionally }*

|  |   |          |
|--|---|----------|
| <b>Barrington Police Department</b><br>95 County Road<br>Barrington, RI 02806                | Chief John T. Lazzaro   | 247-1910 |
| <b>Bristol Police Department</b><br>395 Metacom Avenue<br>Bristol, RI 02809                  | Chief Russell Serpa   | 253-6900 |
| <b>Brown University</b><br>Box 1842<br>Providence, RI 02912                                  | Colonel Paul V. Verrecchia  | 863-3322 |
| <b>Burrillville Police Department</b><br>Old Victory Highway<br>Oakland, RI 02858            | Chief Robert J. Tellier   | 568-6255 |
| <b>Central Falls Police Department</b><br>160 Illinois Street<br>Central Falls, RI 02863     | Chief Thomas J. Moffatt   | 727-7411 |
| <b>Charlestown Police Department</b><br>4540 South County Trail<br>Charlestown, RI 02813     | Chief Michael T. Brady  | 364-1212 |
| <b>Coventry Police Department</b><br>1074 Main Street<br>Coventry, RI 02816                  | Chief Roger J. Laliberte  | 826-1100 |
| <b>Cranston Police Department</b><br>275 Atwood Avenue<br>Cranston, RI 02920                 | Chief Vincent M. McAteer<br>Sergeant at Arms<br>RI Police Chiefs Association  | 942-2211 |
| <b>Cumberland Police Department</b><br>1380 Diamond Hill Road<br>Cumberland, RI 02864        | Chief Anthony J. Silva  | 333-2500 |
| <b>Dept. of Environmental Mgmnt</b><br>83 Park Street<br>Providence, RI 02903                | Chief Stephen Hall  | 277-3070 |
| <b>Division of Drug Control</b><br>75 Davis Street RM 304<br>Providence, RI 02908            | Norman A. Phelps  | 277-2837 |
| <b>East Greenwich Police Department</b><br>111 Pierce Street<br>East Greenwich, RI 02818     | Chief Lawrence Campion, Jr.<br>Vice President<br>RI Police Chiefs Association | 884-2244 |
| <b>East Providence Police Department</b><br>750 Waterman Avenue<br>East Providence, RI 02914 | Acting Chief Gary P. Dias   | 435-7600 |
| <b>Foster Police Department</b><br>Howard Hill Road<br>Foster, RI 02825                      | Chief Donald E. Kettelle  | 397-3317 |

|  |  |          |
|--|--|----------|
| <b>Glocester Police Department</b><br>126 Chopmist Hill<br>Glocester, RI 02814                         | Chief Joseph P. Green  | 568-2533 |
| <b>Hopkinton Police Department</b><br>395A Woodville Road<br>Hopkinton, RI 02833                       | Chief John S. Scuncio  | 377-7750 |
| <b>Jamestown Police Department</b><br>250 Conanicus Avenue<br>Jamestown, RI 02835                      | Chief Thomas P. Tighe<br>Secretary<br>RI Police Chiefs Association   | 423-1212 |
| <b>Johnston Police Department</b><br>1651 Atwood Avenue<br>Johnston, RI 02919                          | Chief Richard S. Tamburini   | 231-4210 |
| <b>Lincoln Police Department</b><br>100 Old River Road<br>Lincoln, RI 02865                            | Chief William P. Strain  | 333-1111 |
| <b>Little Compton Police Department</b><br>Commons, Box 994<br>Little Compton, RI 02837                | Chief Egbert A. Hawes, Jr.   | 635-2311 |
| <b>Middletown Police Department</b><br>9 Berkeley Avenue<br>Middletown, RI 02840                       | Chief William J. Burns   | 846-0029 |
| <b>Narragansett Police Department</b><br>Caswell Street<br>Narragansett, RI 02882                      | Chief John W. O'Donnell<br>President<br>RI Police Chiefs Association | 789-1091 |
| <b>New Shoreham Police Department</b><br>Beach Avenue Box 370<br>Block Island, RI 02807                | Chief William A. McCombe   | 466-3220 |
| <b>Newport Police Department</b><br>120 Broadway<br>Newport, RI 02840                                  | Chief David Kelly  | 847-1302 |
| <b>North Kingstown Police Department</b><br>8166 Post Road<br>No. Kingstown, RI 02852                  | Chief James Wynne<br>Treasurer<br>RI Police Chiefs Association       | 294-3311 |
| <b>North Providence Police Department</b><br>1967 Mineral Spring<br>Avenue<br>No. Providence, RI 02904 | Chief William Devine   | 231-4533 |

|   |  |          |
|---|--|----------|
| <b>North Smithfield Police Department</b><br>85 Smithfield Road<br>No. Smithfield, RI 02895 | Chief Steven E. Reynolds                         | 762-1212 |
| <b>Pawtucket Police Department</b><br>121 Roosevelt Avenue<br>Pawtucket, RI 02860           | Chief Richard E. DeLyon                          | 727-9100 |
| <b>Portsmouth Police Department</b><br>2270 E. Main Road<br>Portsmouth, RI 02871            | Chief Paul J. Rogers                             | 683-0300 |
| <b>Providence Police Department</b><br>209 Fountain Street<br>Providence, RI 02903          | Colonel Urbano Prignano, Jr.                     | 272-3121 |
| <b>Rhode Island State Police</b><br>311 Danielson Pike<br>North Scituate, RI 02857          | Colonel Edmond S. Culhane, Jr.<br>Superintendent | 444-1000 |
| <b>Richmond Police Department</b><br>Box 203<br>Wyoming, RI 02898                           | Chief Raymond A. Driscoll                        | 539-8289 |
| <b>Scituate Police Department</b><br>Box 819<br>Scituate, RI 02859                          | Chief William F. Mack                            | 821-5900 |
| <b>Smithfield Police Department</b><br>215 Pleasant View Avenue<br>Smithfield, RI 02917     | Chief William A. McGarry                         | 231-2500 |
| <b>South Kingstown Police Department</b><br>Commodore Perry Highway<br>Wakefield, RI 02879  | Chief Vincent J. Vespia, Jr.                     | 783-3321 |
| <b>Tiverton Police Department</b><br>1054-A Fish Road<br>Tiverton, RI 02878                 | Chief George Arruda                              | 624-4770 |
| <b>University of Rhode Island</b><br>500 Alumni Avenue<br>Kingston, RI 02881                | Captain Brian Cummings III                       | 874-2121 |
| <b>Warren Police Department</b><br>1 Joyce Street<br>Warren, RI 02885                       | Chief Thomas B. Perrotto, Jr.                    | 245-1311 |
| <b>Warwick Police Department</b><br>99 Veterans Memorial Drive<br>Warwick, RI 02886         | Chief William E. DeFeo                           | 737-2244 |

|   |                          |          |
|---|--------------------------|----------|
| <b>West Greenwich Police</b><br>Victory Highway<br>West Greenwich, RI 02816             | Chief Robert J. Andrews  | 397-7191 |
| <b>West Warwick Police<br/>Department</b><br>1162 Main Street<br>West Warwick, RI 02893 | Chief Joseph F. Crowley  | 821-4323 |
| <b>Westerly Police Department</b><br>5 Union Street<br>Westerly, RI 02891               | OIC Capt. J. David Smith | 596-2022 |
| <b>Woonsocket Police<br/>Department</b><br>242 Clinton Street<br>Woonsocket, RI 02895   | Chief Rodney C. Remblad  | 766-1212 |



| <u>Year</u> | <u>Population</u> | <u>Total Index<br/>Crime</u> | <u>Index Crime<br/>Rate</u> |
|-------------|-------------------|------------------------------|-----------------------------|
| 1996        | 1,003,464         | 39,603                       | 3,946.6                     |
| 1995        | 1,003,464         | 42,039                       | 4,189.4                     |
| 1994        | 1,003,464         | 41,045                       | 4,090.3                     |
| 1993        | 1,003,464         | 45,019                       | 4,486.4                     |
| 1992        | 1,003,464         | 45,974                       | 4,581.5                     |
| 1991        | 1,003,464         | 50,573                       | 5,039.8                     |
| 1990        | 1,003,464         | 53,630                       | 5,344.5                     |
| 1989        | 947,154           | 51,956                       | 5,485.5                     |
| 1988        | 947,154           | 51,414                       | 5,428.3                     |
| 1987        | 947,154           | 52,515                       | 5,544.5                     |
| 1986        | 947,154           | 47,519                       | 5,017.0                     |
| 1985        | 947,154           | 45,566                       | 4,810.8                     |
| 1984        | 947,154           | 45,888                       | 4,844.8                     |
| 1983        | 947,154           | 48,174                       | 5,086.2                     |
| 1982        | 947,154           | 51,326                       | 5,419.0                     |
| 1981        | 947,154           | 55,704                       | 5,881.2                     |
| 1980        | 947,154           | 56,323                       | 5,946.6                     |
| 1979        | 949,723           | 52,468                       | 5,524.6                     |
| 1978        | 949,723           | 47,648                       | 5,017.0                     |
| 1977        | 949,723           | 49,951                       | 5,259.5                     |
| 1976        | 949,723           | 51,954                       | 5,470.4                     |
| 1975        | 949,723           | 51,643                       | 5,437.7                     |
| 1974        | 949,723           | 47,524                       | 5,004.0                     |
| 1973        | 949,723           | 45,311                       | 4,771.0                     |
| 1972        | 949,723           | 44,030                       | 4,636.1                     |
| 1971        | 949,723           | 45,968                       | 4,840.1                     |
| 1970        | 949,723           | 40,761                       | 4,291.9                     |
| 1969        | 911,000           | 25,448                       | 2,793.4                     |
| 1968        | 911,000           | 24,097                       | 2,645.1                     |
| 1967        | 911,000           | 19,027                       | 2,088.6                     |

*Crime statistics detailed in this publication were collected and compiled in Microsoft Access Version 2.0 and Excel Version 5.0. This Windows management system has been programmed to the specifications of the Uniform Crime Reporting Unit, to detail offense and arrest data, law enforcement employee counts, and other special programs of particular interest. The textual portion of this publication was created using Microsoft Word for Windows Version 6.0.*



*Rhode Island*

---

*Crime*  
*A community problem*