

Crime in Rhode Island 2002

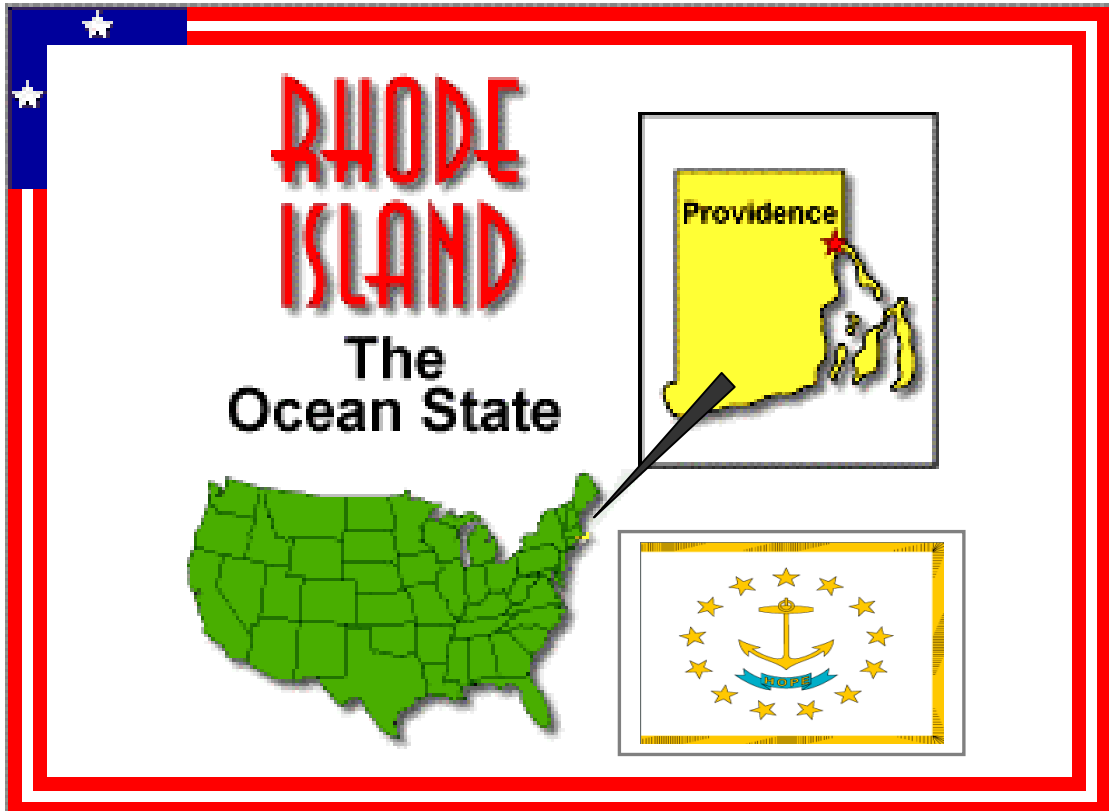


 *A compilation of* 
crime statistics and reference guide

Issued by
State of Rhode Island
Division of State Police
Executive Department

Edition 45

Uniform Crime Reports




Population: 1,048,319

Motto: Hope

Nickname: The Ocean State

**The Honorable Donald L. Carcieri
Governor**



**Colonel Steven M. Paré
Superintendent
Rhode Island State Police**



Law Enforcement Code of Ethics

As a law enforcement officer, my fundamental duty is to serve the community; to safeguard lives and property; to protect the innocent against deception, the weak against oppression or intimidation and the peaceful against violence or disorder; and to respect the constitutional rights of all to liberty, equality and justice. I will keep my private life unsullied as an example to all and will behave in a manner that does not bring discredit to me or to my agency. I will maintain courageous calm in the face of danger, scorn or ridicule; develop self-restraint; and be constantly mindful of the welfare of others. Honest in thought and deed both in my personal and official life, I will be exemplary in obeying the law and the regulations of my department.

Whatever I see or hear of a confidential nature or that is confided to me in my official capacity will be kept ever secret unless revelation is necessary in the performance of my duty. I will never act officiously or permit personal feelings, prejudices, political beliefs, aspirations, animosities or friendships to influence my decision. With no compromise for crime and with relentless prosecution of criminals, I will enforce the law courteously and appropriately without fear or favor, malice or ill will, never employing unnecessary force or violence and never accepting gratuities.

I recognize the badge of my office as a symbol of public faith, and I accept it as a public trust to be held so long as I am true to the ethics of police service. I will never engage in acts of corruption or bribery, nor will I condone such acts by other police officers. I will cooperate with all legally authorized agencies and their representatives in the pursuit of justice.

RHODE ISLAND STATE POLICE

Executive Department



Major John J. Leyden, Jr.
Field Operations Officer

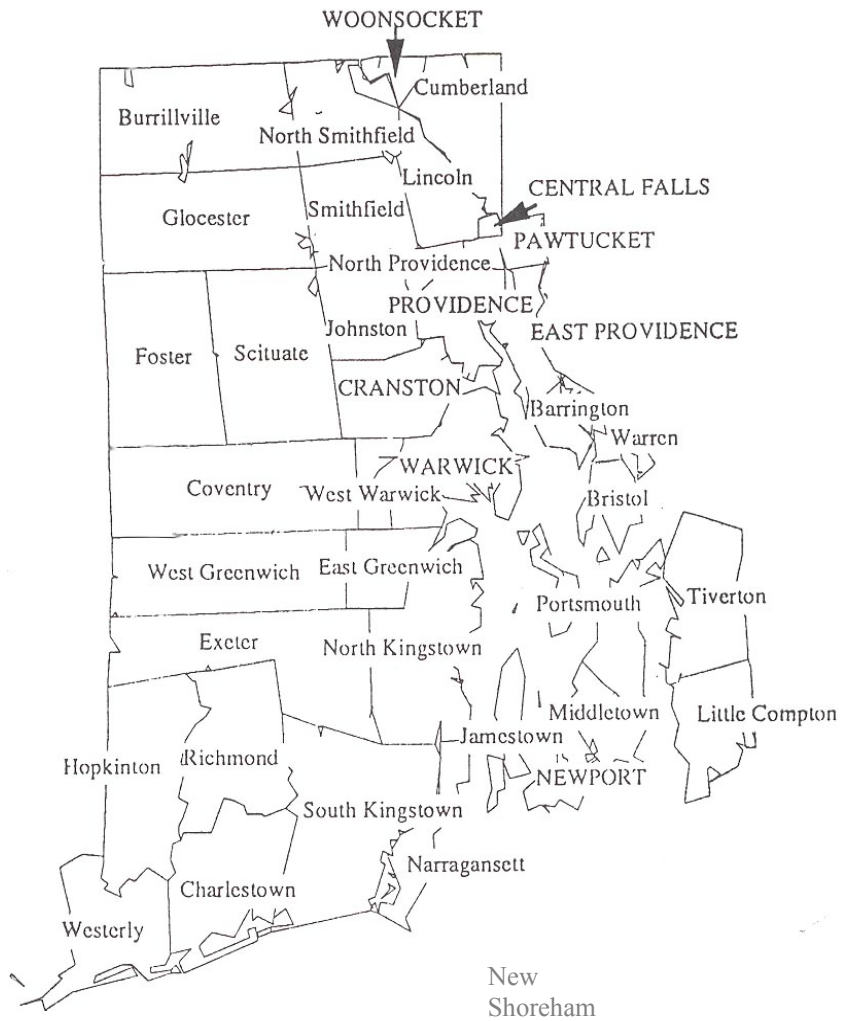
Major Brendan P. Doherty
Chief Administrative Officer

Lieutenant Cynthia A. Armour
Officer in Charge

Linda L. Fraccola
Operations Manager

<http://www.risp.state.ri.us/>

*Issued By:
Rhode Island State Police
Uniform Crime Reporting Unit
311 Danielson Pike, No. Scituate, RI 02857-1907
Voice Phone (401) 444-1156 Fax Phone (401) 444-1141*



Rhode Island

Law Enforcement

Working together for
a safer tomorrow

Acknowledgements

We would like to acknowledge the representatives listed below for their hard work and dedication in providing crime data for this publication.

Barrington Police Department - Sgt. Dino DeCrescenzo
Bristol Police Department - Mr. Richard Roderick
Brown University Police Department - Det. David M. Boucher
Burrillville Police Department - Sgt. Dennis C. Leahey
Central Falls Police Department - Ms. Pamela Noel
Charlestown Police Department - Sgt. Patrick McMahon
Coventry Police Department - Ms. Carol M. Tew
Cranston Police Department - Director/Staff Services Frank Migliorelli
Cumberland Police Department - Ms. Patricia A. Skurka
DEM Police Department - Deputy Chief Thomas A. Greene
East Greenwich Police Department - Admin. Assistant Deborah Gregory
East Providence Police Department - Lt. Stephen J. Enos
Foster Police Department - Dispatcher/Clerk Linda J. Niles
Glocester Police Department - Admin. Assistant Matthew D. Floor
Hopkinton Police Department - Ms. Sherryl A. Stedman
Jamestown Police Department - Sgt. John J. Dube
Johnston Police Department - Ms. Lori Ann Anderson
Lincoln Police Department - Ms. Pauline Metivier
Little Compton Police Department - Sgt. Antone Marion III
Middletown Police Department - Ms. Lisa Marie Sisson
Narragansett Police Department - Capt. Thomas Mongeau
Narragansett Tribal Police Department - Sgt. Robert D. Jalette
New Shoreham Police Department - Ms. Betty Gann
Newport Police Department - Mr. William B. Pendergast
North Kingstown Police Department - Sgt. Steven D. St. Onge
North Providence Police Department - Records Clerk Karen Tucciarone
North Smithfield Police Department - Sgt. Bruce Senecal
Pawtucket Police Department - Mr. Earl Slade
Portsmouth Police Department - Lt. Paul Valente
Providence Police Department - Capt. Louis DeFrances
Rhode Island State Police - RMS Admin. William K. Guy
Richmond Police Department - Ms. Terry Allen
Scituate Police Department - Mr. Kenneth H. Gaffney
Smithfield Police Department - Ms. Sheryl A. Canis
South Kingstown Police Department - RMS Admin. Clinton Salisbury, Jr.
Tiverton Police Department - Ms. Linda Handcock
URI Police Department - Lt. David Doweiko
Warren Police Department - Sgt. Roland Brule
Warwick Police Department - Mr. Michael Moriarty
West Greenwich Police Department - Ms. Laurie A. Albro
West Warwick Police Department - Lt. Richard Ramsay
Westerly Police Department - Ms. Linda J. Algieri
Woonsocket Police Department - Lt. Timothy Paul

Reader Survey Form

CRIME IN RHODE ISLAND -- 2002

In an ongoing effort to meet the needs of data users of Crime in Rhode Island, the Rhode Island State Police are seeking your feedback as to ideas and suggestions for an improved report. After reviewing Crime in Rhode Island, please complete this brief survey to provide us with the benefit of your views.

In what capacity do you use Crime in Rhode Island?

- | | | |
|--|--|-------------------------------------|
| <input type="checkbox"/> Law Enforcement | <input type="checkbox"/> Legislator | <input type="checkbox"/> Researcher |
| <input type="checkbox"/> Prosecutor | <input type="checkbox"/> Private Citizen | <input type="checkbox"/> Library |
| <input type="checkbox"/> Courts | <input type="checkbox"/> Media | <input type="checkbox"/> Other |
| <input type="checkbox"/> Corrections | <input type="checkbox"/> Educator | |
| <input type="checkbox"/> Victim Services | <input type="checkbox"/> Student | |

For what purpose did you use this issue of Crime in Rhode Island?

How adequate was the publication for that purpose?

- quite adequate adequate inadequate

What pages/sections did you find particularly useful?

Section/page number(s) _____

What changes would you recommend for future issues?

List any additional comments you care to make:

Return this form and any additional comments/suggestions to:

Rhode Island State Police
Uniform Crime Reporting Unit, 311 Danielson Pike, North Scituate, RI 02857

Table of Contents

ACKNOWLEDGEMENTS..... 7

RHODE ISLAND POPULATION 12

RHODE ISLAND GENERAL LAWS 14

VERIFICATION PROCEDURE 15

CRIME FACTORS..... 16

FLOW CHART 17

PERCENT CHANGE FROM PREVIOUS YEAR 18

RECAPITULATION OF CRIME INDEX OFFENSES 19

CRIME INDEX OFFENSES / CRIME RATES LISTED BY JURISDICTION 20

CRIME RATES – TEN YEAR CHART LISTED BY JURISDICTION..... 41

ARREST DATA - 18 YEARS OF AGE AND OVER..... 55

ARREST DATA - 18 YEARS OF AGE AND OVER LISTED BY JURISDICTION 56

ARREST DATA - UNDER 18 YEARS OF AGE 86

ARREST DATA - UNDER 18 YEARS OF AGE LISTED BY JURISDICTION 87

HATE CRIMES 107

DOMESTIC VIOLENCE..... 111

CRIME INDEX OFFENSE DEFINITIONS 123

CALCULATING THE CRIME RATE 123

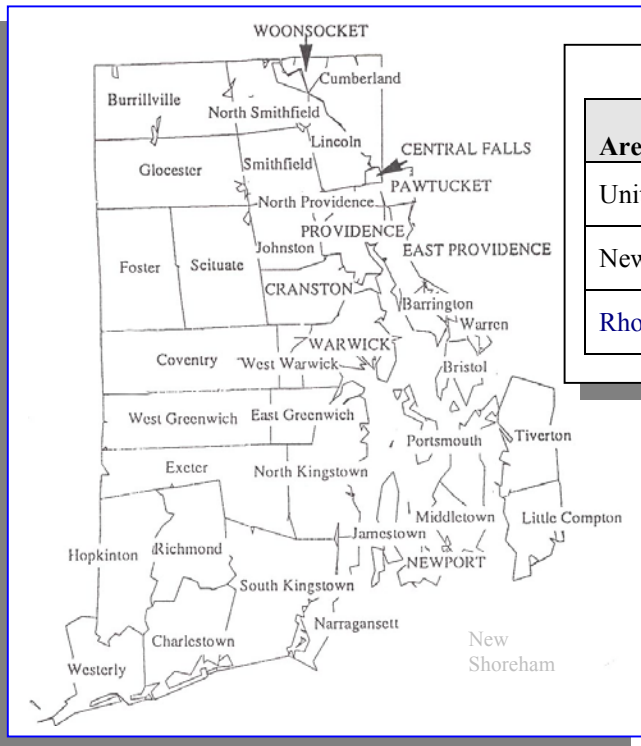
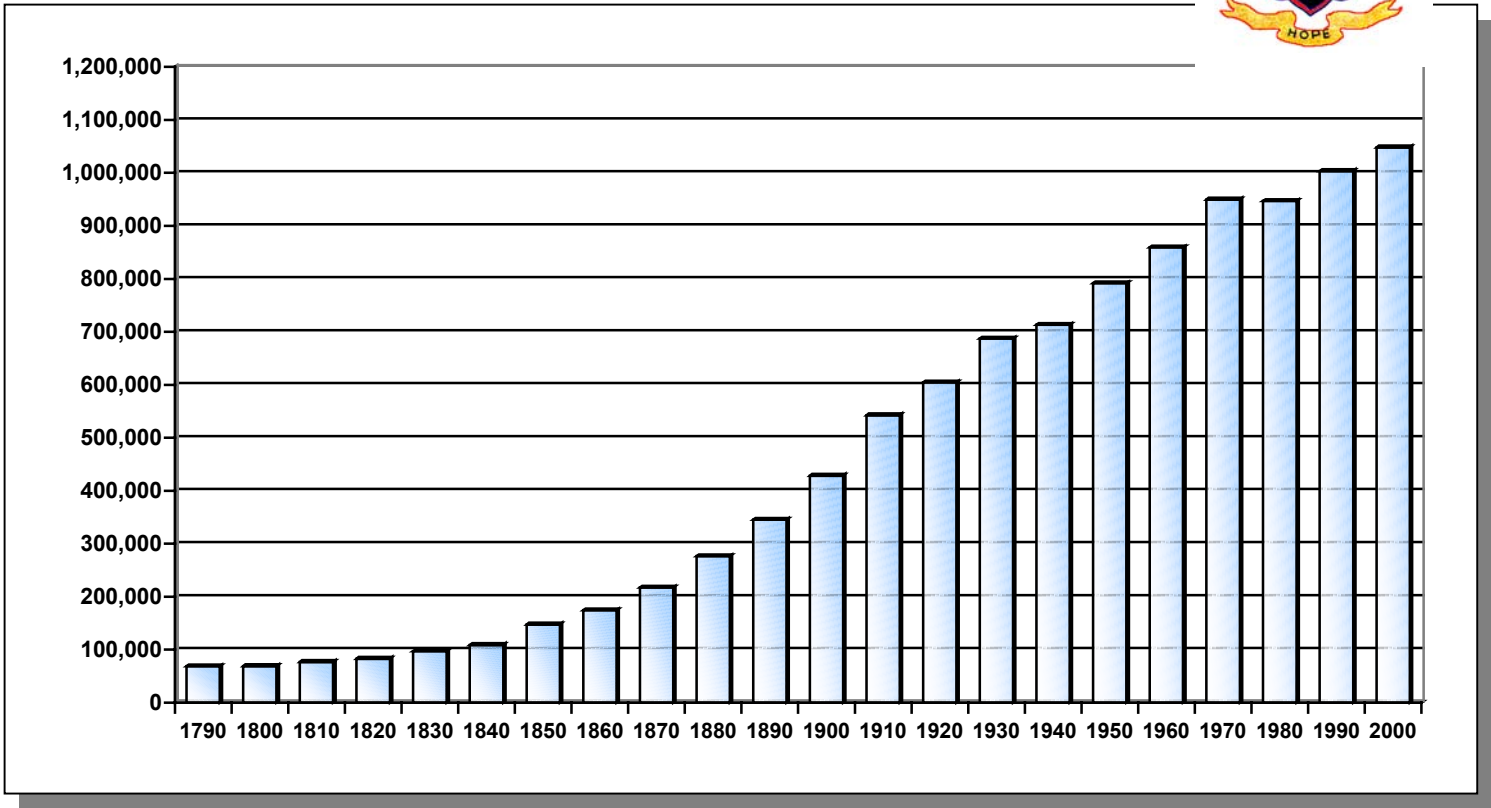
ARREST DEFINITIONS 124

LAW ENFORCEMENT DIRECTORY 125

Rhode Island Population Listed by Jurisdiction

Jurisdiction	1990 Population	2000 Population	Numeric Change	Percentage Change
Barrington	15,849	16,819	970	6.1%
Bristol	21,625	22,469	844	3.9%
Burrillville	16,230	15,796	-434	-2.7%
Central Falls	17,637	18,928	1,291	7.3%
Charlestown	6,478	7,859	1,381	21.3%
Coventry	31,083	33,668	2,585	8.3%
Cranston	76,060	79,269	3,209	4.2%
Cumberland	29,038	31,840	2,802	9.6%
East Greenwich	11,865	12,948	1,083	9.1%
East Providence	50,380	48,688	-1,692	-3.4%
Exeter	5,461	6,045	584	10.7%
Foster	4,316	4,274	-42	-1.0%
Glocester	9,227	9,948	721	7.8%
Hopkinton	6,873	7,836	963	14.0%
Jamestown	4,999	5,622	623	12.5%
Johnston	26,542	28,195	1,653	6.2%
Lincoln	18,045	20,898	2,853	15.8%
Little Compton	3,339	3,593	254	7.6%
Middletown	19,460	17,334	-2,126	-10.9%
Narragansett	14,985	16,361	1,376	9.2%
New Shoreham	836	1,010	174	20.8%
Newport	28,227	26,475	-1,752	-6.2%
North Kingstown	23,786	26,326	2,540	10.7%
North Providence	32,090	32,411	321	1.0%
North Smithfield	10,497	10,618	121	1.2%
Pawtucket	72,644	72,958	314	0.4%
Portsmouth	16,857	17,149	292	1.7%
Providence	160,728	173,618	12,890	8.0%
Richmond	5,351	7,222	1,871	35.0%
Scituate	9,796	10,324	528	5.4%
Smithfield	19,163	20,613	1,450	7.6%
South Kingstown	24,631	27,921	3,290	13.4%
Tiverton	14,312	15,260	948	6.6%
Warren	11,385	11,360	-25	-0.2%
Warwick	85,427	85,808	381	0.4%
West Geeenwich	3,492	5,085	1,593	45.6%
West Warwick	29,268	29,581	313	1.1%
Westerly	21,605	22,966	1,361	6.3%
Woonsocket	43,877	43,224	-653	-1.5%
State Total	1,003,464	1,048,319	44,855	4.5%

Rhode Island Population



Nationwide View - Census of Population

Area	1990 Population	2000 Population	Numerical Change	Percentage Change
United States	248,709,873	281,421,906	32,712,033	13.2 %
New England	13,206,943	13,922,517	715,574	5.4%
Rhode Island	1,003,464	1,048,319	44,855	4.5%

Rhode Island General Laws

Chapter 24 - Uniform Crime Reporting System

12-24-1. Reporting System. -- **A uniform crime reporting system shall be established under the direction, control and supervision of the superintendent of state police.** The superintendent of state police shall have the power and duty, by such rules and regulations as he may deem necessary to collect and gather such information from such local police departments and the enforcement division of the department of environmental management as may be and is hereinafter prescribed.

12-24-2. Reports. -- **The police department of each city and town and the enforcement division of the department of environmental management, once each quarter, upon a date and form prescribed and furnished by the superintendent of state police, shall forward to the division of state police a crime report.** Each reporting department shall report only on cases within its jurisdiction and upon which it is making, or has made, the primary police investigation. The report shall be called the uniform crime report and shall cover crimes reported and otherwise processed during the reporting period. It shall contain the number and nature of offenses and such other information as the superintendent of state police shall specify relating to the method, frequency, cause and prevention of crime. Under no circumstances shall the name of any person be reported.

12-24-3. Compilation of Reports. -- **Upon receipt of the quarterly uniform crime reports from the reporting agencies, the division of state police shall prepare a statewide compilation of the statistics contained therein and the resulting statistical compilation shall be available to any government agency in the state, the judiciary committees of the Rhode Island senate and the Rhode Island house of representatives, and the federal bureau of investigation, upon request.** The statistics made available through the uniform crime report shall be used for the purposes of studying the causes, trends and effects of crime in the state and for intelligence upon which to base a more sound program of crime detection and prevention and the apprehension of criminals.

12-24-4. Other agencies. -- **Any governmental agency, not falling within the description of those required to submit the quarterly uniform crime report set forth in 12-24-2, which desires to submit such a report, shall be furnished with the proper forms by the division of state police.** When a report is received by the division of state police from a governmental agency not required to make such reports, the information contained therein shall be included within the monthly compilation provided for in 12-24-3.


Verification Procedure

Uniformity and accuracy of crime data collected under this program is of primary concern. With the receipt of reports covering 39 reporting jurisdictions within the State of Rhode Island, the problems of attaining uniformity are readily apparent.

It is standard operating procedure to examine each incoming report for mathematical accuracy and completeness and, perhaps of even greater importance, for reasonableness as a possible indication of error.

Also, prior to compiling *Crime in Rhode Island*, an annual *Preliminary Release* is distributed to each reporting jurisdiction based on the submission of UCR statistics. Each jurisdiction is requested to examine this release and notify the UCR Unit should any discrepancies appear.

Regardless of the extent of the statistical verification process used by the UCR Unit, the accuracy of the data assembled under this program depends on the sincere effort exerted by each contributor to meet the necessary standards of report.

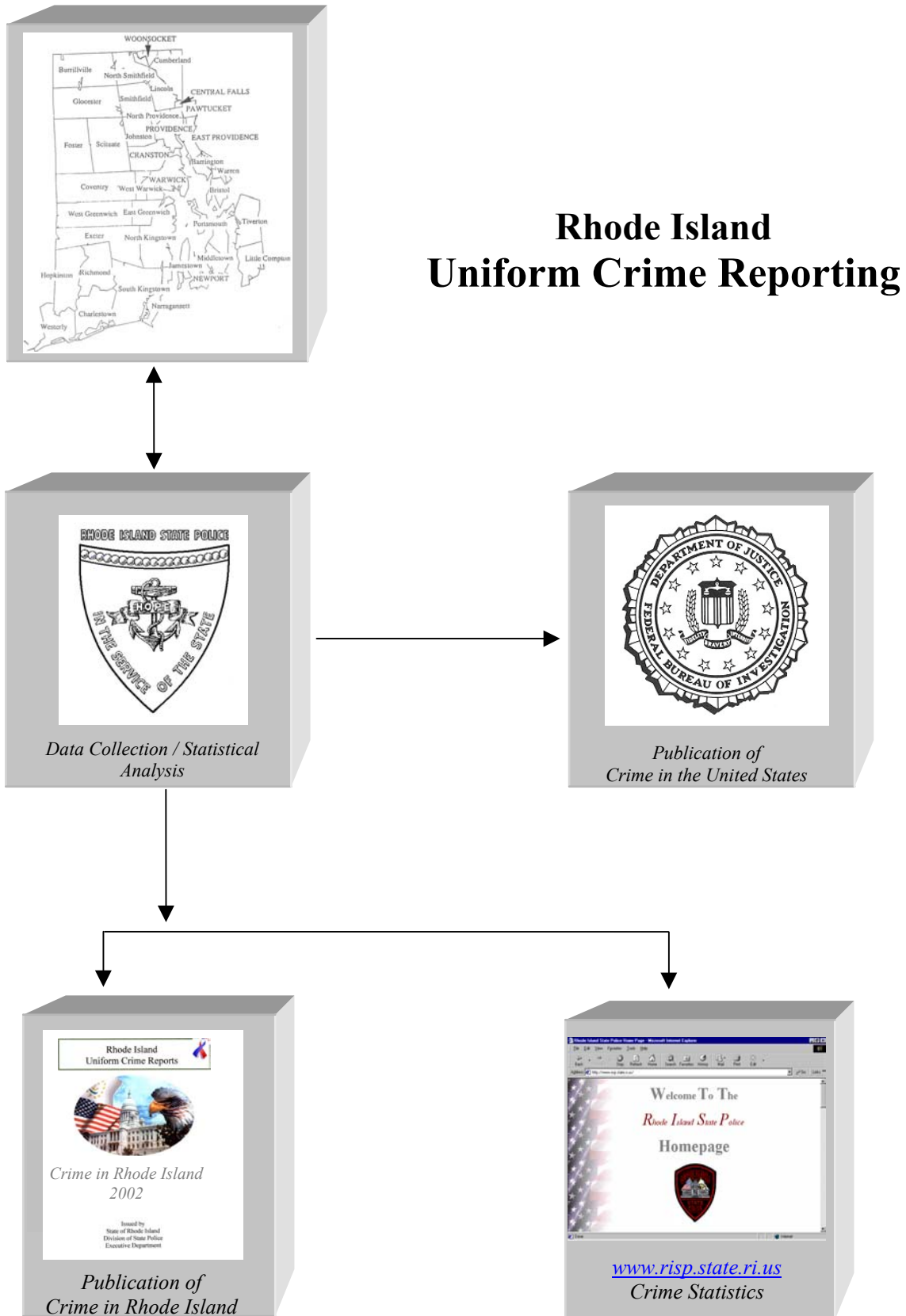


Crime Factors

Data users are cautioned against comparing statistical data of individual cities and towns due to numerous factors, which are known to affect the amount and type of crime occurring from place to place.

- ◆ Density and size of the community population
- ◆ Variations in composition particularly to youth concentration
- ◆ Economic status, including job availability, median income, and poverty level
- ◆ Stability of population with respect to residents' mobility, commuting factors, and other transient factors
- ◆ Modes of transportation and highway system
- ◆ Cultural conditions, such as educational, recreational, and religious characteristics
- ◆ Effective strength of the law enforcement agencies
- ◆ Administrative and investigative emphases of law enforcement
- ◆ Attitude of the public toward law enforcement problems
- ◆ Climate, including seasonal weather conditions
- ◆ Cooperation of adjoining and overlapping police agencies
- ◆ The administrative and investigative efficiency of the local law enforcement agency, including the degree of adherence to UCR Crime Reporting

Flow Chart



Crime Index Offenses Percent Change from Previous Year

Classification	2002	2001	% Change	
Murder	41	39	5.1%	↑
Firearm	25	17		
Knife or Cutting Instrument	7	7		
Other Dangerous Weapon	5	12		
Hands, Fists, Feet	4	3		
Rape	394	416	5.2%	↓
Firearm	6	7		
Knife or Cutting Instrument	2	15		
Other Dangerous Weapon	168	188		
Hands, Fists, Feet	218	206		
Robbery	916	986	7.1%	↓
Firearm	248	276		
Knife or Cutting Instrument	109	133		
Other Dangerous Weapon	124	98		
Hands, Fists, Feet	435	479		
Aggravated Assault	1,699	1,844	7.8%	↓
Firearm	271	256		
Knife or Cutting Instrument	408	442		
Other Dangerous Weapon	759	814		
Hands, Fists, Feet	261	332		
Burglary	6,414	6,824	6.0%	↓
Forcible Entry	3,989	4,357		
Unlawful Entry-No Force	2,135	2,087		
Attempted Forcible Entry	290	380		
Larceny-Theft	24,043	23,875	0.7%	↑
Motor Vehicle Theft	4,873	5,043	3.4%	↓
Automobiles	4,461	4,550		
Trucks and buses	168	217		
Other Vehicles	244	276		
Crime Index Total	38,380	39,027	1.6%	↓

Recapitulation of Crime Index Offenses

OFFENSES	1993	1994	1995	1996	1997	1998	1999	2000	2001	2002
CRIME INDEX TOTAL	45,019	41,045	42,039	39,603	36,061	34,693	35,506	36,445	39,027	38,380
MURDER	41	43	35	25	25	25	36	45	39	41
Firearm	22	22	25	15	13	13	20	32	17	25
Knife or Cutting Instrument	7	9	5	2	6	5	3	8	7	7
Other Dangerous Weapon	8	6	2	4	4	4	8	3	12	5
Hands, Fists, Feet	4	6	3	4	2	3	5	2	3	4
RAPE	286	273	265	283	362	346	391	412	416	394
Firearm	12	7	14	8	7	12	8	14	7	6
Knife or Cutting Instrument	9	10	18	8	13	11	5	19	15	2
Other Dangerous Weapon	1	7	21	31	58	86	172	198	188	168
Hands, Fists, Feet	264	249	212	236	284	237	206	181	206	218
ROBBERY	1,013	869	915	825	708	662	786	922	986	916
Firearm	252	233	209	177	169	134	238	219	276	248
Knife or Cutting Instrument	122	100	101	87	81	77	77	121	133	109
Other Dangerous Weapon	88	61	72	60	54	57	60	76	98	124
Strong Arm Hands, Fists	551	475	533	501	404	394	411	506	479	435
ASSAULT	2,685	2,567	2,444	2,328	2,196	2,036	1,628	1,742	1,844	1,699
Firearm	361	339	247	247	219	270	266	217	256	271
Knife or Cutting Instrument	485	420	404	426	412	384	367	409	442	408
Other Dangerous Weapon	885	1,019	981	972	899	920	714	770	814	759
Hands, Fists, Feet	954	789	812	683	666	462	281	346	332	261
BURGLARY	10,415	9,103	9,235	8,123	7,078	6,443	6,341	6,620	6,824	6,414
Forcible Entry	7,755	6,678	6,679	5,630	4,797	4,331	4,163	4,449	4,357	3,989
Unlawful Entry-No Force	1,684	1,545	1,673	1,652	1,559	1,555	1,668	1,692	2,087	2,135
Attempted Forcible Entry	976	880	883	841	722	557	510	479	380	290
LARCENY-THEFT	24,106	23,000	24,786	23,371	21,500	21,359	22,292	22,038	23,875	24,043
MOTOR VEHICLE THEFT	6,473	5,190	4,359	4,648	4,192	3,822	4,032	4,665	5,043	4,873
Automobiles	5,946	4,721	3,923	4,277	3,879	3,538	3,677	4,276	4,550	4,461
Trucks and Buses	280	236	235	193	174	164	207	212	217	168
Other Vehicles	247	233	201	178	139	120	148	177	276	244

Crime Index Offenses / Crime Rates Listed by Jurisdiction

Barrington

Year	Crime Index Total	Murder	Rape	Robbery	Aggravated Assault	Burglary	Larceny	Motor Vehicle Theft	Rate	Full-Time Police Employee Data			
										Sworn Male	Sworn Female	Non Sworn Male	Non Sworn Female
2002	369	0	4	2	5	86	268	4	2,194	23	1	3	2
2001	372	1	0	4	3	96	261	7	2,212	23	1	5	2
2000	314	0	6	0	5	56	233	14	1,867	23	1	4	2
1999	339	0	0	1	6	100	223	9	2,146	23	1	2	4
1998	407	0	2	1	12	98	291	3	2,576	24	0	3	4
1997	475	0	2	0	8	111	350	4	3,006	23	1	3	4
1996	490	0	2	2	23	155	305	3	3,101	23	1	1	2
1995	373	0	0	1	2	29	336	5	2,353	23	1	3	4
1994	311	0	0	1	4	24	277	5	1,943	24	0	2	3
1993	312	0	0	5	8	31	263	5	1,950	24	0	3	3

Bristol

Year	Crime Index Total	Murder	Rape	Robbery	Aggravated Assault	Burglary	Larceny	Motor Vehicle Theft	Rate	Full-Time Police Employee Data			
										Sworn Male	Sworn Female	Non Sworn Male	Non Sworn Female
2002	440	0	2	1	24	38	349	26	1,958	35	2	5	5
2001	488	0	7	1	21	81	363	15	2,172	37	2	6	5
2000	424	0	6	1	18	68	315	16	1,887	36	2	5	5
1999	420	0	5	6	15	58	326	10	1,932	33	1	4	5
1998	377	0	2	4	11	73	265	22	1,735	33	1	4	5
1997	336	0	3	4	18	72	212	27	1,546	36	0	4	5
1996	365	0	1	2	17	67	255	23	1,679	35	0	6	5
1995	371	0	0	3	11	73	265	19	1,716	36	0	5	5
1994	366	0	3	0	17	64	272	10	1,663	33	0	5	3
1993	399	0	0	0	25	72	287	15	1,813	35	0	6	3

Crime Index Offenses / Crime Rates Listed by Jurisdiction

Brown University

Year	Crime Index Total	Population							County State Agency		Full-Time Police Employee Data			
		Murder	Rape	Robbery	Aggravated Assault	Burglary	Larceny	Motor Vehicle Theft	Rate	Sworn Male	Sworn Female	Non Sworn Male	Non Sworn Female	
2002	306	0	2	2	4	82	216	0	26	3	17	13		
2001	316	0	0	1	0	63	252	0	21	3	17	13		
2000	295	0	1	4	3	37	250	0	21	2	23	12		
1999	330	0	1	2	1	53	273	0	21	3	24	13		
1998	346	0	1	2	7	28	308	0	22	3	30	16		
1997	402	0	1	3	4	31	363	0	20	3	23	15		
1996	371	0	4	1	3	33	328	2	21	3	21	14		
1995	473	0	2	5	1	60	402	3	19	2	26	16		
1994	564	0	0	3	3	125	430	3	18	3	24	13		
1993	614	0	0	1	7	134	470	2	17	2	23	13		

Burrillville

Year	Crime Index Total	Population 15,796							County Providence		Full-Time Police Employee Data			
		Murder	Rape	Robbery	Aggravated Assault	Burglary	Larceny	Motor Vehicle Theft	Rate	Sworn Male	Sworn Female	Non Sworn Male	Non Sworn Female	
2002	244	0	3	1	18	45	169	8	1,545	23	2	4	4	
2001	200	0	3	0	10	41	143	3	1,266	23	2	4	4	
2000	249	0	8	0	12	45	172	12	1,576	21	2	3	3	
1999	211	0	2	2	5	50	137	15	1,300	21	1	3	4	
1998	176	0	4	2	4	36	121	9	1,084	22	1	3	4	
1997	261	0	8	3	15	91	128	16	1,608	20	1	3	4	
1996	284	0	4	1	6	81	180	12	1,750	20	1	2	4	
1995	219	0	2	1	12	44	145	15	1,349	19	1	2	4	
1994	191	0	0	0	6	65	111	9	1,193	20	1	2	4	
1993	207	0	1	0	14	63	120	9	1,293	17	1	2	4	

Crime Index Offenses / Crime Rates Listed by Jurisdiction

Central Falls

Year	Crime Index Total	Murder	Rape	Robbery	Aggravated Assault	Burglary	Larceny	Motor Vehicle Theft	Rate	Full-Time Police Employee Data				
										Sworn Male	Sworn Female	Non Sworn Male	Non Sworn Female	
Population 18,928											County Providence			
2002	674	2	16	29	71	128	324	104	3,561	32	2	1	6	
2001	713	1	7	33	72	154	334	112	3,767	35	2	1	9	
2000	810	1	15	41	74	200	351	128	4,279	31	1	1	5	
1999	774	0	18	45	88	177	359	87	4,389	36	0	3	2	
1998	767	0	23	31	67	156	385	105	4,349	38	0	4	4	
1997	755	1	18	16	97	152	356	115	4,281	40	0	0	1	
1996	782	0	17	31	107	183	319	125	4,434	40	0	0	1	
1995	567	0	8	19	84	166	187	103	3,215	40	0	0	1	
1994	742	2	10	17	78	207	255	173	4,122	37	0	0	1	
1993	985	4	8	24	188	214	318	229	5,472	37	0	1	1	

Charlestown

Year	Crime Index Total	Murder	Rape	Robbery	Aggravated Assault	Burglary	Larceny	Motor Vehicle Theft	Rate	Full-Time Police Employee Data				
										Sworn Male	Sworn Female	Non Sworn Male	Non Sworn Female	
Population 7,859											County Washington			
2002	138	0	0	0	10	27	98	3	1,756	20	0	2	3	
2001	160	0	3	1	5	47	102	2	2,036	19	0	3	2	
2000	152	0	2	1	15	51	80	3	1,934	20	0	3	2	
1999	129	0	0	0	12	42	71	4	1,991	18	0	3	2	
1998	149	0	0	0	3	58	80	8	2,300	17	0	5	0	
1997	92	0	3	1	10	35	42	1	1,420	16	1	3	2	
1996	52	0	0	0	6	15	30	1	803	16	1	2	3	
1995	118	0	2	2	8	35	68	3	1,822	17	0	2	3	
1994	46	0	0	0	9	15	20	2	766	17	0	2	3	
1993	96	0	0	0	19	19	54	4	1,600	17	0	2	3	

Crime Index Offenses / Crime Rates Listed by Jurisdiction

Coventry

Year	Crime Index Total	Murder	Rape	Robbery	Aggravated Assault	Burglary	Larceny	Motor Vehicle Theft	Rate	Full-Time Police Employee Data			
										Sworn Male	Sworn Female	Non Sworn Male	Non Sworn Female
Population 33,668 County Kent													
2002	603	1	9	9	31	135	391	27	1,791	50	4	6	7
2001	621	0	8	2	37	137	417	20	1,844	47	4	5	5
2000	588	0	7	2	29	98	429	23	1,746	49	3	6	7
1999	625	0	6	3	20	79	495	22	1,977	47	3	6	7
1998	516	0	0	3	24	117	349	23	1,632	47	3	5	7
1997	665	0	2	1	29	110	499	24	2,104	47	3	4	9
1996	825	2	4	1	27	158	594	39	2,610	47	3	4	9
1995	700	0	1	1	16	189	469	24	2,252	47	3	4	9
1994	707	0	2	2	29	191	445	38	2,280	47	3	4	9
1993	766	1	4	1	34	180	509	37	2,470	46	4	4	9

Cranston

Year	Crime Index Total	Murder	Rape	Robbery	Aggravated Assault	Burglary	Larceny	Motor Vehicle Theft	Rate	Full-Time Police Employee Data			
										Sworn Male	Sworn Female	Non Sworn Male	Non Sworn Female
Population 79,269 County Providence													
2002	2,632	0	27	44	76	454	1,745	286	3,320	128	10	12	21
2001	2,511	1	29	58	73	542	1,553	255	3,168	139	10	10	20
2000	2,218	1	38	31	72	416	1,423	237	2,798	139	10	12	23
1999	2,124	1	42	30	63	385	1,387	216	2,793	140	9	6	16
1998	2,104	1	31	34	57	402	1,388	191	2,766	137	8	12	22
1997	2,183	0	36	28	66	470	1,332	251	2,870	137	8	11	19
1996	2,439	1	25	30	59	423	1,534	367	3,207	137	8	12	19
1995	2,890	0	18	44	68	774	1,696	290	3,800	137	8	10	19
1994	2,383	3	16	17	81	462	1,542	262	3,135	137	8	21	11
1993	2,733	0	9	36	83	616	1,650	339	3,596	138	6	9	21

Crime Index Offenses / Crime Rates Listed by Jurisdiction

Cumberland

Year	Crime Index Total	Murder	Rape	Robbery	Aggravated Assault	Burglary	Larceny	Motor Vehicle Theft	Rate	Full-Time Police Employee Data				
										Sworn Male	Sworn Female	Non Sworn Male	Non Sworn Female	
Population 31,840											County Providence			
2002	538	0	10	9	12	82	415	10	1,690	45	2	6	2	
2001	552	0	4	10	17	95	418	8	1,734	44	3	7	2	
2000	589	0	10	1	21	83	465	9	1,850	44	3	7	2	
1999	652	0	6	3	13	111	508	11	2,245	42	3	6	2	
1998	570	0	1	11	46	75	412	25	1,963	42	3	7	2	
1997	621	0	2	6	118	71	381	43	2,139	42	3	6	2	
1996	701	0	0	3	109	107	436	46	2,414	41	3	6	1	
1995	768	2	2	3	125	126	475	35	2,645	41	2	6	1	
1994	838	1	1	1	125	149	492	69	2,889	41	2	6	1	
1993	986	0	2	6	179	156	583	60	3,400	41	2	6	3	

DEM

Year	Crime Index Total	Murder	Rape	Robbery	Aggravated Assault	Burglary	Larceny	Motor Vehicle Theft	Rate	Full-Time Police Employee Data				
										Sworn Male	Sworn Female	Non Sworn Male	Non Sworn Female	
Population											County State Agency			
2002	28	0	0	0	0	2	18	8		26	4	3	4	
2001	27	0	0	0	2	1	14	10		33	4	4	4	
2000	29	0	2	0	0	0	23	4		34	4	5	4	
1999	28	0	0	0	2	1	24	1		34	3	5	4	
1998	11	0	0	0	0	1	10	0		33	3	5	5	
1997	11	0	0	0	0	1	10	0		33	4	5	4	
1996	18	0	0	0	0	0	0	18		33	4	5	4	
1995	7	0	0	0	0	0	0	7		34	4	5	5	
1994	6	0	0	0	1	0	5	0		34	2	6	4	
1993	13	0	0	0	0	0	0	13		36	3	3	3	

Crime Index Offenses / Crime Rates Listed by Jurisdiction

East Greenwich

Year	Crime Index Total	Murder	Rape	Robbery	Aggravated Assault	Burglary	Larceny	Motor Vehicle Theft	Rate	Full-Time Police Employee Data			
										Sworn Male	Sworn Female	Non Sworn Male	Non Sworn Female
2002	186	0	0	1	4	38	135	8	1,437	31	1	4	5
2001	227	0	1	2	9	31	168	16	1,753	29	1	4	4
2000	202	0	0	0	6	39	147	10	1,560	31	3	2	3
1999	180	0	0	0	3	25	140	12	1,521	30	3	4	1
1998	223	0	2	1	13	37	149	21	1,884	29	3	2	4
1997	197	0	1	0	11	48	127	10	1,665	29	4	2	3
1996	224	0	2	3	7	40	164	8	1,893	30	3	5	0
1995	253	0	2	3	3	42	191	12	2,132	29	3	1	3
1994	192	0	0	1	18	44	123	6	1,600	29	3	1	3
1993	293	0	1	1	8	82	188	13	2,441	30	4	0	2

East Providence

Year	Crime Index Total	Murder	Rape	Robbery	Aggravated Assault	Burglary	Larceny	Motor Vehicle Theft	Rate	Full-Time Police Employee Data			
										Sworn Male	Sworn Female	Non Sworn Male	Non Sworn Female
2002	1,025	0	13	21	51	191	675	74	2,105	89	3	11	9
2001	1,035	0	13	30	73	173	649	97	2,126	91	3	11	9
2000	1,010	0	28	15	69	196	576	126	2,074	93	3	13	9
1999	1,027	0	35	18	36	249	626	63	2,039	88	3	12	9
1998	857	1	23	11	46	150	567	59	1,701	88	4	12	10
1997	996	0	1	13	8	146	724	104	1,977	87	4	9	8
1996	1,103	0	5	10	14	197	722	155	2,189	82	3	11	8
1995	1,452	0	0	13	34	340	923	142	2,882	85	3	11	7
1994	1,307	1	1	20	50	262	852	121	2,614	91	4	11	9
1993	1,516	0	2	20	53	266	965	210	3,032	87	4	10	10

Crime Index Offenses / Crime Rates Listed by Jurisdiction

Foster

Year	Crime Index Total	Murder	Rape	Robbery	Aggravated Assault	Burglary	Larceny	Motor Vehicle Theft	Rate	Full-Time Police Employee Data				
										Sworn Male	Sworn Female	Non Sworn Male	Non Sworn Female	
Population 4,274 County Providence														
2002	48	0	0	0	2	13	30	3	1,123	7	0	2	7	
2001	50	0	0	0	1	17	31	1	1,170	7	0	1	8	
2000	54	0	0	1	0	12	36	5	1,263	7	0	1	4	
1999	43	0	2	0	0	6	33	2	996	7	0	0	5	
1998	65	0	2	0	0	20	42	1	1,506	7	0	0	4	
1997	58	0	0	0	2	15	35	6	1,344	7	0	0	4	
1996	56	0	0	0	6	22	24	4	1,297	7	0	0	4	
1995	71	0	1	1	14	12	38	5	1,645	6	0	0	4	
1994	96	0	0	0	9	36	47	4	2,400	6	0	0	4	
1993	71	0	1	0	7	23	35	5	1,775	6	0	0	4	

Glocester

Year	Crime Index Total	Murder	Rape	Robbery	Aggravated Assault	Burglary	Larceny	Motor Vehicle Theft	Rate	Full-Time Police Employee Data				
										Sworn Male	Sworn Female	Non Sworn Male	Non Sworn Female	
Population 9,948 County Providence														
2002	94	0	0	0	11	25	53	5	945	12	1	4	0	
2001	87	0	1	0	1	18	66	1	875	12	1	4	0	
2000	69	0	0	1	3	10	53	2	694	12	1	4	0	
1999	90	0	1	0	5	16	61	7	975	9	0	4	0	
1998	107	0	0	1	4	32	68	2	1,160	11	0	4	0	
1997	105	0	0	1	8	23	71	2	1,138	11	0	4	0	
1996	116	0	1	0	5	30	76	4	1,257	10	0	4	0	
1995	66	0	2	0	2	27	34	1	715	10	0	4	0	
1994	112	0	0	0	5	24	77	6	1,244	10	0	3	1	
1993	109	2	0	0	0	31	70	6	1,211	9	0	3	1	

Crime Index Offenses / Crime Rates Listed by Jurisdiction

Hopkinton

Year	Crime Index Total	Murder	Rape	Robbery	Aggravated Assault	Burglary	Larceny	Motor Vehicle Theft	Rate	Full-Time Police Employee Data				
										Sworn Male	Sworn Female	Non Sworn Male	Non Sworn Female	
Population 7,836 County Washington														
2002	201	0	0	1	11	36	144	9	2,565	15	1	3	2	
2001	127	0	0	0	6	37	82	2	1,621	15	1	3	2	
2000	134	0	0	1	6	47	76	4	1,710	12	0	3	2	
1999	156	0	0	0	2	59	85	10	2,270	11	0	3	2	
1998	153	0	0	0	0	39	106	8	2,226	12	0	3	2	
1997	163	1	2	0	2	54	91	13	2,372	10	0	3	2	
1996	123	0	0	0	0	40	80	3	1,790	9	0	3	2	
1995	121	0	0	0	2	27	83	9	1,761	10	0	3	2	
1994	133	0	0	0	0	40	89	4	1,900	10	0	3	2	
1993	119	0	0	0	2	33	78	6	1,700	10	0	3	2	

Jamestown

Year	Crime Index Total	Murder	Rape	Robbery	Aggravated Assault	Burglary	Larceny	Motor Vehicle Theft	Rate	Full-Time Police Employee Data				
										Sworn Male	Sworn Female	Non Sworn Male	Non Sworn Female	
Population 5,622 County Newport														
2002	174	0	0	0	0	28	140	6	3,095	12	1	4	1	
2001	142	0	0	0	0	32	105	5	2,526	13	1	4	1	
2000	162	0	0	0	0	51	110	1	2,882	11	1	3	1	
1999	175	0	0	0	5	30	138	2	3,334	11	1	3	1	
1998	170	0	0	0	0	29	140	1	3,239	11	2	3	1	
1997	160	0	0	0	2	29	124	5	3,048	11	2	3	1	
1996	111	0	0	0	2	26	81	2	2,115	11	2	3	1	
1995	148	0	0	0	11	16	120	1	2,961	13	1	3	1	
1994	98	0	2	0	4	20	68	4	1,960	12	1	2	1	
1993	118	0	0	0	3	21	93	1	2,360	13	0	2	1	

Crime Index Offenses / Crime Rates Listed by Jurisdiction

Johnston

Year	Crime Index Total	Population 28,195								County Providence			
		Murder	Rape	Robbery	Aggravated Assault	Burglary	Larceny	Motor Vehicle Theft	Rate	Sworn Male	Sworn Female	Non Sworn Male	Non Sworn Female
2002	1,003	0	4	10	42	154	698	95	3,557	67	2	1	17
2001	1,008	0	15	7	37	120	735	94	3,575	67	2	3	14
2000	1,060	2	4	21	40	169	743	81	3,760	72	2	3	14
1999	856	0	3	9	24	151	600	69	3,225	64	1	2	13
1998	693	0	1	11	32	131	454	64	2,611	67	1	0	16
1997	604	0	2	2	25	111	393	71	2,276	73	2	5	14
1996	682	0	2	8	22	146	433	71	2,570	65	3	3	14
1995	781	1	4	4	25	158	504	85	2,943	64	3	4	13
1994	769	1	0	4	21	150	473	120	2,848	57	2	5	12
1993	940	0	1	7	17	190	577	148	3,481	58	2	7	10

Lincoln

Year	Crime Index Total	Population 20,898								County Providence			
		Murder	Rape	Robbery	Aggravated Assault	Burglary	Larceny	Motor Vehicle Theft	Rate	Sworn Male	Sworn Female	Non Sworn Male	Non Sworn Female
2002	465	0	0	6	1	65	332	61	2,225	30	2	6	2
2001	481	0	0	2	3	68	356	52	2,302	29	1	5	3
2000	447	0	0	10	8	73	307	49	2,139	31	1	4	3
1999	420	2	0	0	5	52	308	53	2,328	30	1	3	2
1998	517	0	0	0	15	76	374	52	2,865	31	1	3	2
1997	507	0	0	4	10	95	346	52	2,810	31	2	3	2
1996	700	0	0	3	29	103	506	59	3,879	31	1	3	2
1995	725	0	0	3	9	93	519	101	4,018	32	1	5	2
1994	696	0	1	5	1	116	486	87	3,866	31	1	3	2
1993	716	1	8	3	3	100	467	134	3,977	31	1	3	2

Crime Index Offenses / Crime Rates Listed by Jurisdiction

Little Compton

Year	Crime Index Total	Murder	Rape	Robbery	Aggravated Assault	Burglary	Larceny	Motor Vehicle Theft	Rate	Full-Time Police Employee Data				
										Sworn Male	Sworn Female	Non Sworn Male	Non Sworn Female	
Population 3,593											County Newport			
2002	41	0	0	0	1	10	29	1	1,141	10	0	3	1	
2001	68	0	0	0	2	13	53	0	1,893	10	0	3	1	
2000	72	0	0	0	0	19	51	2	2,004	9	0	2	1	
1999	46	1	0	0	1	18	24	2	1,367	9	0	1	3	
1998	61	0	0	0	0	14	47	0	1,812	8	0	1	3	
1997	47	0	0	0	2	8	35	2	1,396	8	0	1	3	
1996	31	0	0	0	1	7	23	0	921	8	0	1	3	
1995	40	0	0	0	0	7	32	1	1,198	8	0	2	2	
1994	28	0	0	0	0	6	18	4	933	8	0	1	3	
1993	52	0	0	0	0	12	35	5	1,733	8	0	1	3	

Middletown

Year	Crime Index Total	Murder	Rape	Robbery	Aggravated Assault	Burglary	Larceny	Motor Vehicle Theft	Rate	Full-Time Police Employee Data				
										Sworn Male	Sworn Female	Non Sworn Male	Non Sworn Female	
Population 17,334											County Newport			
2002	444	1	7	2	13	69	348	4	2,561	35	3	2	2	
2001	414	0	4	3	10	79	310	8	2,388	35	2	1	2	
2000	433	0	4	8	17	59	331	14	2,498	36	2	2	2	
1999	507	0	6	3	9	66	405	18	2,699	35	3	2	2	
1998	516	0	4	4	29	70	388	21	2,746	35	3	2	1	
1997	513	0	5	5	19	75	397	12	2,730	34	3	2	2	
1996	616	0	7	6	20	107	452	24	2,279	34	3	2	2	
1995	427	0	2	3	19	56	334	13	2,850	35	3	1	2	
1994	310	0	1	2	5	40	252	10	1,631	35	3	1	2	
1993	575	0	5	5	146	43	353	23	3,026	35	3	1	2	

Crime Index Offenses / Crime Rates Listed by Jurisdiction

Narragansett

Year	Crime Index Total	Murder	Rape	Robbery	Aggravated Assault	Burglary	Larceny	Motor Vehicle Theft	Rate	Full-Time Police Employee Data				
										Sworn Male	Sworn Female	Non Sworn Male	Non Sworn Female	
Population 16,361											County Washington			
2002	356	0	4	0	13	56	270	13	2,176	37	1	1	10	
2001	458	0	2	0	14	86	347	9	2,799	35	1	3	9	
2000	462	0	2	6	25	87	329	13	2,824	33	1	2	10	
1999	424	0	2	1	14	63	327	17	2,829	31	2	2	10	
1998	471	0	5	1	18	90	331	26	3,143	32	2	1	7	
1997	449	0	2	1	19	97	306	24	2,996	32	2	1	7	
1996	449	1	1	3	29	102	299	14	2,996	32	2	1	6	
1995	463	0	7	3	46	93	293	21	3,090	32	2	3	6	
1994	512	0	3	2	69	120	293	25	3,413	32	2	3	6	
1993	499	0	4	1	59	149	263	23	3,326	33	1	3	7	

New Shoreham

Year	Crime Index Total	Murder	Rape	Robbery	Aggravated Assault	Burglary	Larceny	Motor Vehicle Theft	Rate	Full-Time Police Employee Data				
										Sworn Male	Sworn Female	Non Sworn Male	Non Sworn Female	
Population 1,010											County Washington			
2002	81	0	0	0	0	12	62	7	8,020	4	0	1	5	
2001	85	0	0	0	0	14	66	5	8,416	4	0	0	5	
2000	88	0	0	0	2	7	68	11	8,713	4	0	0	4	
1999	145	0	0	0	14	10	112	9	17,34	4	0	0	0	
1998	135	0	0	0	2	11	109	13	16,14	3	0	0	0	
1997	139	0	0	0	4	16	109	10	16,62	3	0	1	4	
1996	92	0	0	0	1	8	69	14	11,00	3	0	1	4	
1995	113	0	0	0	3	12	93	5	13,51	3	0	0	2	
1994	135	0	0	0	10	11	108	6	13,50	3	0	0	3	
1993	119	0	0	0	3	7	107	2	11,90	3	0	0	4	

Crime Index Offenses / Crime Rates Listed by Jurisdiction

Newport

Year	Crime Index Total	Murder	Rape	Robbery	Aggravated Assault	Burglary	Larceny	Motor Vehicle Theft	Rate	Full-Time Police Employee Data			
										Sworn Male	Sworn Female	Non Sworn Male	Non Sworn Female
2002	1,576	0	13	20	109	307	1,066	61	5,953	78	6	8	15
2001	1,630	0	10	38	119	397	994	72	6,157	82	5	8	16
2000	1,583	2	19	29	102	348	1,003	80	5,979	77	6	8	14
1999	1,592	0	7	26	117	302	1,074	66	5,799	80	6	9	14
1998	1,814	0	14	32	166	434	1,102	66	6,607	81	4	8	14
1997	2,188	2	24	30	174	455	1,421	82	7,969	81	2	7	14
1996	2,115	0	12	47	187	501	1,281	87	7,704	87	2	8	14
1995	2,289	0	15	36	211	474	1,456	97	8,109	88	2	8	15
1994	2,165	0	14	40	225	508	1,308	70	7,732	88	3	8	14
1993	2,366	1	17	49	221	504	1,483	91	8,450	84	3	8	13

North Kingstown

Year	Crime Index Total	Murder	Rape	Robbery	Aggravated Assault	Burglary	Larceny	Motor Vehicle Theft	Rate	Full-Time Police Employee Data			
										Sworn Male	Sworn Female	Non Sworn Male	Non Sworn Female
2002	571	1	4	0	12	93	431	30	2,169	50	3	5	8
2001	703	0	6	1	15	100	547	34	2,670	46	2	7	8
2000	569	0	3	0	16	126	402	22	2,161	47	1	7	7
1999	488	2	5	2	27	114	316	22	2,052	47	1	3	7
1998	557	0	2	1	17	136	384	17	2,342	46	1	5	7
1997	687	0	2	1	27	158	463	36	2,888	46	2	3	5
1996	552	0	0	5	25	111	391	20	2,321	47	2	3	5
1995	591	0	1	1	48	153	353	35	2,485	47	2	5	6
1994	596	0	3	1	14	127	423	28	2,483	47	2	3	5
1993	576	0	0	0	18	131	402	25	2,400	48	1	5	6

Crime Index Offenses / Crime Rates Listed by Jurisdiction

North Providence

Year	Crime Index Total	Murder	Rape	Robbery	Aggravated Assault	Burglary	Larceny	Motor Vehicle Theft	Rate	Full-Time Police Employee Data				
										Sworn Male	Sworn Female	Non Sworn Male	Non Sworn Female	
Population 32,411											County Providence			
2002	663	0	5	21	44	100	415	78	2,046	67	4	12	10	
2001	700	2	7	12	32	139	419	89	2,160	64	3	16	8	
2000	575	1	6	9	44	112	310	93	1,774	67	3	12	10	
1999	548	1	8	9	26	132	305	67	1,708	65	4	13	9	
1998	560	1	11	3	35	126	321	63	1,745	63	4	14	9	
1997	560	0	8	9	23	125	309	86	1,745	65	5	14	10	
1996	742	0	7	21	39	165	425	85	2,312	66	5	15	10	
1995	819	0	10	15	46	215	440	93	2,552	63	5	13	10	
1994	942	1	8	17	54	251	462	149	2,943	60	3	12	8	
1993	946	0	9	13	58	216	508	142	2,956	51	2	11	7	

North Smithfield

Year	Crime Index Total	Murder	Rape	Robbery	Aggravated Assault	Burglary	Larceny	Motor Vehicle Theft	Rate	Full-Time Police Employee Data				
										Sworn Male	Sworn Female	Non Sworn Male	Non Sworn Female	
Population 10,618											County Providence			
2002	228	0	0	0	9	37	178	4	2,147	19	2	2	2	
2001	238	0	1	5	2	32	186	12	2,241	18	2	1	3	
2000	224	0	4	2	6	31	174	7	2,110	19	2	1	3	
1999	251	0	0	2	11	30	200	8	2,391	18	2	2	2	
1998	252	0	3	0	14	54	163	18	2,401	18	2	2	2	
1997	215	0	2	3	11	36	152	11	2,048	17	2	1	3	
1996	235	0	1	0	42	39	133	20	2,239	14	2	1	3	
1995	216	0	0	1	42	37	122	14	2,058	17	2	2	3	
1994	202	0	0	1	43	32	117	9	2,020	16	2	2	3	
1993	273	0	0	1	56	64	138	14	2,730	17	2	2	3	

Crime Index Offenses / Crime Rates Listed by Jurisdiction

Pawtucket

Year	Crime Index Total	Population 72,958								County Providence			
		Murder	Rape	Robbery	Aggravated Assault	Burglary	Larceny	Motor Vehicle Theft	Rate	Sworn Male	Sworn Female	Non Sworn Male	Non Sworn Female
2002	3,209	1	34	78	147	574	1,917	458	4,398	140	8	9	22
2001	2,994	2	39	74	180	505	1,744	450	4,104	134	8	5	24
2000	2,943	0	45	91	239	514	1,634	420	4,034	145	7	31	27
1999	3,043	1	39	89	152	591	1,712	459	4,189	141	7	7	52
1998	2,701	0	33	67	194	528	1,471	408	3,718	133	6	16	22
1997	2,634	1	28	78	105	677	1,289	456	3,626	142	6	7	22
1996	3,137	0	27	110	153	857	1,583	407	4,318	142	6	6	21
1995	3,367	2	30	116	164	885	1,734	436	4,635	142	6	14	11
1994	3,448	4	25	107	150	931	1,690	541	4,723	141	4	12	18
1993	4,207	2	29	117	166	1,227	1,898	768	5,763	146	4	11	17

Portsmouth

Year	Crime Index Total	Population 17,149								County Newport			
		Murder	Rape	Robbery	Aggravated Assault	Burglary	Larceny	Motor Vehicle Theft	Rate	Sworn Male	Sworn Female	Non Sworn Male	Non Sworn Female
2002	253	0	2	1	17	39	189	5	1,475	28	3	0	2
2001	302	0	1	0	15	44	229	13	1,761	29	3	0	2
2000	285	0	9	4	16	55	190	11	1,662	29	3	0	2
1999	306	0	15	0	19	48	220	4	1,762	25	3	0	2
1998	343	0	8	0	25	62	240	8	1,975	26	3	0	1
1997	293	0	9	0	15	58	201	10	1,687	26	1	0	2
1996	300	0	3	3	9	46	226	13	1,728	26	1	0	2
1995	261	0	1	2	10	46	188	14	1,548	26	1	0	2
1994	271	0	2	0	21	44	180	24	1,594	27	0	0	2
1993	225	0	4	2	18	46	135	20	1,323	27	0	3	0

Crime Index Offenses / Crime Rates Listed by Jurisdiction

Providence

Year	Crime Index Total	Population 173,618								County Providence			
		Murder	Rape	Robbery	Aggravated Assault	Burglary	Larceny	Motor Vehicle Theft	Rate	Full-Time Police Employee Data			
										Sworn Male	Sworn Female	Non Sworn Male	Non Sworn Female
2002	13,864	23	109	550	620	2,186	7,515	2,861	7,985	449	34	34	63
2001	14,185	23	111	595	714	2,284	7,387	3,071	8,170	426	30	30	58
2000	12,840	30	82	552	506	2,289	6,617	2,764	7,396	428	33	31	70
1999	12,156	26	80	463	572	2,101	6,637	2,277	7,563	434	30	30	55
1998	11,191	16	88	362	582	2,140	5,992	2,011	6,963	432	33	25	60
1997	11,316	12	101	421	474	2,317	5,881	2,110	7,040	435	33	15	23
1996	13,106	16	77	445	495	2,934	6,720	2,419	8,154	408	27	19	47
1995	13,999	25	98	570	530	3,534	7,150	2,092	8,710	394	28	21	49
1994	13,681	21	115	554	631	3,606	6,286	2,468	8,497	422	28	21	44
1993	15,162	22	114	636	601	4,240	6,433	3,116	9,417	384	26	5	35

Rhode Island State Police

Year	Crime Index Total	Population								County State Agency			
		Murder	Rape	Robbery	Aggravated Assault	Burglary	Larceny	Motor Vehicle Theft	Rate	Full-Time Police Employee Data			
										Sworn Male	Sworn Female	Non Sworn Male	Non Sworn Female
2002	416	6	29	3	49	52	220	57		192	19	27	19
2001	480	2	21	4	32	42	319	60		198	19	28	18
2000	478	2	32	4	29	95	296	20		200	19	26	19
1999	498	2	30	14	56	58	311	27		180	17	26	19
1998	449	0	22	5	34	56	300	32		189	17	25	19
1997	539	3	39	7	78	77	307	28		168	13	25	17
1996	467	1	36	4	92	78	224	32		179	14	25	16
1995	613	0	23	0	129	89	317	55		188	13	31	12
1994	579	3	22	3	103	92	285	71		193	14	25	17
1993	539	3	21	5	60	87	308	55		167	13	25	18

Crime Index Offenses / Crime Rates Listed by Jurisdiction

Richmond

Year	Crime Index Total	Murder	Rape	Robbery	Aggravated Assault	Burglary	Larceny	Motor Vehicle Theft	Rate	Full-Time Police Employee Data				
										Sworn Male	Sworn Female	Non Sworn Male	Non Sworn Female	
Population 7,222 County Washington														
2002	59	0	1	0	3	8	47	0	817	10	0	1	3	
2001	85	0	0	0	12	8	60	5	1,177	8	1	2	3	
2000	87	0	0	0	21	7	56	3	1,205	7	1	2	3	
1999	89	0	0	1	7	10	69	2	1,663	7	1	3	2	
1998	126	0	1	0	10	14	98	3	2,355	7	1	3	2	
1997	107	0	0	0	11	17	75	4	2,000	6	1	3	2	
1996	87	0	2	0	7	13	62	3	1,626	6	0	1	2	
1995	93	0	0	0	11	12	64	6	1,738	6	0	1	1	
1994	93	0	0	1	35	12	45	0	1,860	5	0	1	0	
1993	69	0	0	0	17	12	40	0	1,380	5	0	5	0	

Scituate

Year	Crime Index Total	Murder	Rape	Robbery	Aggravated Assault	Burglary	Larceny	Motor Vehicle Theft	Rate	Full-Time Police Employee Data				
										Sworn Male	Sworn Female	Non Sworn Male	Non Sworn Female	
Population 10,324 County Providence														
2002	155	0	1	0	6	36	106	6	1,501	18	0	4	2	
2001	139	0	2	0	4	30	100	3	1,346	17	0	4	2	
2000	98	0	0	0	5	40	50	3	949	16	0	3	3	
1999	86	0	2	0	3	14	63	4	878	16	1	3	3	
1998	103	1	1	0	3	18	76	4	1,051	15	1	3	3	
1997	99	0	0	0	5	29	62	3	1,011	15	2	4	2	
1996	125	0	1	0	5	30	82	7	1,276	14	1	3	2	
1995	132	0	1	0	8	27	95	1	1,347	14	1	3	3	
1994	134	0	1	0	4	43	81	5	1,340	14	1	4	2	
1993	133	0	0	0	4	50	74	5	1,330	15	0	4	2	

Crime Index Offenses / Crime Rates Listed by Jurisdiction

Smithfield

Year	Crime Index Total	Murder	Rape	Robbery	Aggravated Assault	Burglary	Larceny	Motor Vehicle Theft	Rate	Full-Time Police Employee Data			
										Sworn Male	Sworn Female	Non Sworn Male	Non Sworn Female
2002	382	0	2	4	9	44	314	9	1,853	35	1	5	7
2001	298	1	6	6	9	40	230	6	1,446	37	1	6	6
2000	283	0	5	0	5	34	233	6	1,373	38	1	5	6
1999	299	0	1	2	5	45	227	19	1,560	35	1	4	6
1998	308	1	2	2	9	36	243	15	1,607	37	1	5	5
1997	281	0	3	2	8	51	191	26	1,466	34	0	4	5
1996	313	0	1	1	11	65	211	24	1,633	34	0	4	5
1995	282	1	2	1	12	38	202	26	1,472	36	0	5	4
1994	260	0	2	5	10	58	156	29	1,368	36	0	4	5
1993	282	0	4	3	8	54	170	43	1,484	36	0	5	3

South Kingstown

Year	Crime Index Total	Murder	Rape	Robbery	Aggravated Assault	Burglary	Larceny	Motor Vehicle Theft	Rate	Full-Time Police Employee Data			
										Sworn Male	Sworn Female	Non Sworn Male	Non Sworn Female
2002	394	0	7	3	17	87	268	12	1,411	46	6	9	9
2001	504	2	4	9	7	100	361	21	1,805	43	4	9	9
2000	588	2	5	12	23	140	371	35	2,106	42	2	9	9
1999	559	0	11	5	9	118	379	37	2,269	41	2	9	9
1998	606	0	3	3	16	135	403	46	2,460	42	2	3	6
1997	493	1	5	4	9	133	312	29	2,002	42	2	7	7
1996	525	0	3	2	12	113	374	21	2,131	42	2	7	7
1995	629	0	10	1	13	90	484	31	2,554	42	2	7	7
1994	494	0	9	3	17	104	337	24	1,976	41	2	7	7
1993	459	0	9	2	12	91	323	22	1,836	41	2	8	6

Crime Index Offenses / Crime Rates Listed by Jurisdiction

Tiverton

Year	Crime Index Total	Population 15,260								Rate	County Newport			
		Murder	Rape	Robbery	Aggravated Assault	Burglary	Larceny	Motor Vehicle Theft	Sworn Male		Sworn Female	Non Sworn Male	Non Sworn Female	
2002	245	0	2	2	5	60	156	20	1,606	25	1	6	3	
2001	293	1	2	2	18	72	186	12	1,920	25	1	6	3	
2000	292	0	0	1	10	52	222	7	1,913	25	1	6	3	
1999	225	0	3	1	4	51	160	6	1,552	23	1	6	3	
1998	273	0	1	1	13	67	181	10	1,883	23	1	6	3	
1997	263	1	2	4	13	60	171	12	1,814	23	1	6	3	
1996	265	1	3	0	17	48	181	15	1,828	22	1	4	3	
1995	352	0	1	4	2	96	232	17	2,359	22	1	6	3	
1994	315	1	0	3	14	49	218	30	2,178	22	0	6	2	
1993	370	0	0	7	2	99	228	34	2,642	21	0	6	3	

URI

Year	Crime Index Total	Population								Rate	County State Agency			
		Murder	Rape	Robbery	Aggravated Assault	Burglary	Larceny	Motor Vehicle Theft	Sworn Male		Sworn Female	Non Sworn Male	Non Sworn Female	
2002	251	0	2	1	2	45	195	6		15	3	9	5	
2001	231	0	0	0	1	7	216	7		14	3	9	8	
2000	286	0	0	0	2	13	266	5		16	3	11	7	
1999	271	0	2	1	1	13	248	6		16	3	24	13	
1998	239	0	0	1	3	15	216	4		13	3	5	7	
1997	234	0	0	0	3	12	212	7		12	3	4	8	
1996	270	0	1	0	4	18	243	4		13	3	4	6	
1995	280	0	0	0	2	19	251	8		12	4	3	8	
1994	277	0	0	0	6	25	236	10		13	4	8	5	
1993	260	0	0	0	6	16	235	3		15	5	5	6	

Crime Index Offenses / Crime Rates Listed by Jurisdiction

Warren

Year	Crime Index Total	Murder	Rape	Robbery	Aggravated Assault	Burglary	Larceny	Motor Vehicle Theft	Rate	Full-Time Police Employee Data				
										Sworn Male	Sworn Female	Non Sworn Male	Non Sworn Female	
Population 11,360 County Bristol														
2002	336	0	2	1	13	35	277	8	2,958	21	1	4	2	
2001	348	0	13	0	34	51	237	13	3,063	20	1	4	2	
2000	273	0	10	0	18	38	199	8	2,403	20	1	4	2	
1999	287	0	12	0	11	23	237	4	2,535	22	0	4	2	
1998	305	0	9	1	22	29	233	11	2,694	21	0	4	2	
1997	319	0	9	3	22	44	228	13	2,818	20	0	4	2	
1996	388	0	7	3	14	56	296	12	3,427	21	0	4	2	
1995	297	0	1	0	1	47	229	19	2,609	21	0	3	3	
1994	369	0	0	0	0	41	305	23	3,354	21	0	3	3	
1993	360	0	1	0	0	61	280	18	3,272	21	0	4	2	

Warwick

Year	Crime Index Total	Murder	Rape	Robbery	Aggravated Assault	Burglary	Larceny	Motor Vehicle Theft	Rate	Full-Time Police Employee Data				
										Sworn Male	Sworn Female	Non Sworn Male	Non Sworn Female	
Population 85,808 County Kent														
2002	2,931	2	17	34	76	384	2,084	334	3,416	157	17	24	32	
2001	3,050	2	24	33	75	447	2,167	302	3,554	147	17	22	26	
2000	2,787	0	12	31	126	388	1,985	245	3,248	156	14	18	35	
1999	2,770	0	16	20	126	355	2,026	227	3,228	158	14	18	35	
1998	2,911	1	13	21	146	362	2,114	254	3,392	161	11	19	30	
1997	3,140	2	14	25	163	437	2,209	290	3,659	160	11	18	30	
1996	3,422	1	17	29	195	461	2,397	322	3,987	154	11	19	31	
1995	3,770	1	12	23	206	527	2,654	347	4,413	155	10	21	31	
1994	3,891	2	14	33	283	435	2,604	520	4,577	157	10	24	31	
1993	3,960	3	17	35	308	517	2,444	636	4,658	159	8	24	31	

Crime Index Offenses / Crime Rates Listed by Jurisdiction

West Greenwich

Year	Crime Index Total	Murder	Rape	Robbery	Aggravated Assault	Burglary	Larceny	Motor Vehicle Theft	Rate	Full-Time Police Employee Data			
										Sworn Male	Sworn Female	Non Sworn Male	Non Sworn Female
2002	99	0	0	0	0	14	79	6	1,947	10	0	4	2
2001	68	0	0	0	0	11	56	1	1,337	9	0	3	3
2000	69	0	0	1	0	9	55	4	1,357	9	0	2	3
1999	75	0	0	0	1	21	52	1	1,893	8	0	2	3
1998	79	0	0	0	1	20	55	3	1,993	8	0	2	3
1997	90	0	0	0	2	20	66	2	2,271	9	0	5	3
1996	80	0	0	1	3	39	34	3	2,019	7	0	2	3
1995	108	0	0	0	21	22	63	2	3,093	7	0	2	3
1994	127	0	0	0	42	22	61	2	4,233	7	0	2	3
1993	103	0	0	0	18	14	68	3	3,433	7	0	2	3

West Warwick

Year	Crime Index Total	Murder	Rape	Robbery	Aggravated Assault	Burglary	Larceny	Motor Vehicle Theft	Rate	Full-Time Police Employee Data			
										Sworn Male	Sworn Female	Non Sworn Male	Non Sworn Female
2002	726	1	9	10	49	148	495	14	2,454	54	3	3	8
2001	741	0	6	7	35	149	530	14	2,505	54	3	5	7
2000	697	0	9	18	42	93	495	40	2,356	54	3	5	7
1999	837	0	12	8	40	121	608	48	2,860	54	3	6	7
1998	956	0	12	13	192	122	563	54	3,267	57	3	3	3
1997	1,320	0	4	7	447	174	641	47	4,511	60	3	3	3
1996	1,281	1	3	7	424	170	616	60	4,378	59	3	3	3
1995	1,325	1	2	7	394	208	653	60	4,527	58	3	3	3
1994	1,155	0	5	8	250	162	659	71	3,982	53	3	3	3
1993	1,037	0	4	4	139	222	601	67	3,575	52	3	3	3

Crime Index Offenses / Crime Rates Listed by Jurisdiction

Westerly

Year	Crime Index Total	Population 22,966								County Washington			
		Murder	Rape	Robbery	Aggravated Assault	Burglary	Larceny	Motor Vehicle Theft	Rate	Full-Time Police Employee Data			
		Sworn Male	Sworn Female	Non Sworn Male	Non Sworn Female								
2002	365	1	2	2	5	58	278	19	1,589	46	1	7	3
2001	393	0	6	0	8	75	294	10	1,711	45	1	9	3
2000	378	1	5	1	10	103	253	5	1,646	41	1	6	3
1999	350	0	3	1	11	76	244	15	1,620	40	2	8	2
1998	296	0	1	3	11	68	203	10	1,370	36	2	8	3
1997	305	0	3	4	7	68	208	15	1,412	37	2	6	3
1996	367	0	2	1	2	81	266	15	1,699	36	2	7	3
1995	375	1	0	1	21	86	249	17	1,736	36	2	6	3
1994	376	0	0	2	4	102	245	23	1,709	36	2	5	3
1993	329	2	0	2	10	84	214	17	1,495	35	2	7	3

Woonsocket

Year	Crime Index Total	Population 43,224								County Providence			
		Murder	Rape	Robbery	Aggravated Assault	Burglary	Larceny	Motor Vehicle Theft	Rate	Full-Time Police Employee Data			
		Sworn Male	Sworn Female	Non Sworn Male	Non Sworn Female								
2002	1,551	2	51	48	106	327	894	123	3,588	97	4	11	6
2001	1,482	1	60	46	130	338	784	123	3,429	96	4	11	8
2000	1,218	3	33	23	95	298	645	121	2,818	96	3	14	5
1999	1,064	0	16	19	87	313	535	94	2,425	98	3	13	7
1998	1,056	3	20	27	104	256	527	119	2,407	98	3	13	4
1997	1,239	1	21	22	122	269	671	133	2,824	94	3	14	2
1996	1,196	1	5	42	99	248	698	103	2,726	95	3	7	1
1995	1,095	1	5	28	78	251	636	96	2,496	96	3	6	1
1994	1,128	3	13	16	116	288	567	125	2,563	99	3	8	1
1993	1,125	1	11	27	104	238	626	118	2,556	102	3	7	1

Crime Rates – Ten Year Chart Listed by Jurisdiction

Arrest Data - 18 years of age and over Statewide Summary

	Total	White	Black	Am. Indian or Alaskan Native	Asian or Pacific Islander
Murder and Nonnegligent Manslaughter	19	9	7	0	3
Forcible Rape	98	74	22	1	1
Robbery	187	114	73	0	0
Aggravated Assault	679	523	138	3	15
Burglary-Breaking or Entering	534	437	92	1	4
Larceny-Theft (Except Motor Vehicle Theft)	2,438	1,937	460	5	36
Motor Vehicle Theft	208	124	80	0	4
Other Assaults (Return A-5e)	4,647	3,734	855	15	43
Arson	23	18	4	0	1
Forgery and Counterfeiting	141	108	31	0	2
Fraud	989	871	110	3	5
Embezzlement	122	109	12	0	1
Stolen Property: Buying, Receiving, Vandalism	246	178	64	0	4
Weapons: Carrying, Possessing, etc.	978	859	106	5	8
Prostitution and Commercialized Vice	333	257	71	0	5
Sex Offenses (Except Forcible)	399	313	82	4	0
Sale/Manufacturing: Opium or Cocaine	86	72	12	0	2
Sale/Manufacturing: Marijuana	609	383	217	1	8
Sale/Manufacturing: Synthetic Narcotics	294	220	69	0	5
Sale/Manufacturing: Other Dang	16	13	1	0	2
Possession: Opium or Cocaine	33	22	11	0	0
Possession: Marijuana	899	695	200	1	3
Possession: Synthetic Narcotics	1,592	1,316	256	0	20
Possession: Other Dang Non-Narcotic Drugs	13	11	2	0	0
Gambling: Bookmaking	103	90	13	0	0
Gambling: Numbers/Lottery	3	3	0	0	0
Gambling: Other	16	11	5	0	0
Offenses Against Family and Children	2	2	0	0	0
Driving Under the Influence	290	252	25	2	11
Liquor Laws	1,979	1,888	68	4	19
Drunkenness	960	865	81	1	13
Disorderly Conduct	174	161	9	3	1
Vagrancy	2,341	2,027	281	7	26
All Other Offenses (Except Traffic)	6	6	0	0	0
Suspicion	12,97	9,960	2,818	38	154
Curfew and Loitering Law Violations	103	73	24	4	2
Grand Total	34,708	27,894	6,318	98	398

Arrest Data - 18 years of age and over Listed by Jurisdiction

	Total	White	Black	Am. Indian or Alaskan Native	Asian or Pacific Islander
BARRINGTON					
Aggravated Assault	4	4	0	0	0
Burglary-Breaking or Entering	4	3	1	0	0
Larceny-Theft (Except Motor Vehicle Theft)	15	14	1	0	0
Other Assaults (Return A-5e)	35	34	1	0	0
Forgery and Counterfeiting	1	1	0	0	0
Fraud	1	1	0	0	0
Embezzlement	1	1	0	0	0
Vandalism	9	9	0	0	0
Weapons: Carrying, Possessing, etc.	2	2	0	0	0
Sale/Manufacturing: Marijuana	1	1	0	0	0
Possession: Opium or Cocaine	2	2	0	0	0
Possession: Marijuana	10	10	0	0	0
Possession: Other Dang Non-Narcotic Drugs	1	1	0	0	0
Driving Under the Influence	12	11	1	0	0
Liquor Laws	19	18	1	0	0
Disorderly Conduct	11	9	2	0	0
All Other Offenses (Except Traffic)	67	62	5	0	0
TOTAL ARRESTS FOR BARRINGTON	195	183	12	0	0
BRISTOL					
Forcible Rape	2	2	0	0	0
Aggravated Assault	13	13	0	0	0
Burglary-Breaking or Entering	8	7	1	0	0
Larceny-Theft (Except Motor Vehicle Theft)	24	23	1	0	0
Motor Vehicle Theft	1	1	0	0	0
Other Assaults (Return A-5e)	77	76	1	0	0
Arson	1	0	1	0	0
Fraud	9	8	1	0	0
Embezzlement	1	1	0	0	0
Vandalism	5	5	0	0	0
Weapons: Carrying, Possessing, etc.	3	3	0	0	0
Sale/Manufacturing: Opium or Cocaine	1	1	0	0	0
Sale/Manufacturing: Marijuana	1	1	0	0	0
Possession: Opium or Cocaine	3	3	0	0	0
Possession: Marijuana	62	60	0	0	2
Possession: Other Dang Non-Narcotic Drugs	3	3	0	0	0

Arrest Data - 18 years of age and over
Listed by Jurisdiction

	Total	White	Black	Am. Indian or Alaskan Native	Asian or Pacific Islander
Offenses Against Family and Children	3	3	0	0	0
Driving Under the Influence	83	83	0	0	0
Liquor Laws	34	34	0	0	0
Disorderly Conduct	50	48	2	0	0
All Other Offenses (Except Traffic)	231	209	20	0	2
TOTAL ARRESTS FOR BRISTOL	615	584	27	0	4
BROWN UNIVERSITY					
Robbery	1	0	1	0	0
Burglary-Breaking or Entering	4	3	1	0	0
Larceny-Theft (Except Motor Vehicle Theft)	4	2	0	0	2
Other Assaults (Return A-5e)	7	5	2	0	0
Vandalism	4	4	0	0	0
Weapons: Carrying, Possessing, etc.	1	1	0	0	0
Sale/Manufacturing: Marijuana	1	0	1	0	0
Possession: Marijuana	25	25	0	0	0
Drunkenness	2	2	0	0	0
Disorderly Conduct	10	10	0	0	0
Vagrancy	2	2	0	0	0
All Other Offenses (Except Traffic)	10	9	1	0	0
Suspicion	26	15	10	0	1
TOTAL ARRESTS FOR BROWN UNIVERSITY	97	78	16	0	3
BURRILLVILLE					
Aggravated Assault	13	13	0	0	0
Burglary-Breaking or Entering	8	8	0	0	0
Larceny-Theft (Except Motor Vehicle Theft)	7	7	0	0	0
Motor Vehicle Theft	1	1	0	0	0
Other Assaults (Return A-5e)	67	65	2	0	0
Arson	1	1	0	0	0
Fraud	7	7	0	0	0
Vandalism	17	17	0	0	0
Weapons: Carrying, Possessing, etc.	1	1	0	0	0
Sex Offenses (Except Forcible)	3	3	0	0	0
Sale/Manufacturing: Marijuana	1	1	0	0	0
Possession: Marijuana	22	22	0	0	0
Offenses Against Family and Children	1	1	0	0	0

Arrest Data - 18 years of age and over
Listed by Jurisdiction

	Total	White	Black	Am. Indian or Alaskan Native	Asian or Pacific Islander
Driving Under the Influence	15	14	1	0	0
Liquor Laws	4	4	0	0	0
Disorderly Conduct	21	21	0	0	0
All Other Offenses (Except Traffic)	105	97	7	0	1
TOTAL ARRESTS FOR BURRILLVILLE	294	283	10	0	1
CENTRAL FALLS					
Murder and Nonnegligent Manslaughter	1	1	0	0	0
Forcible Rape	2	2	0	0	0
Robbery	8	4	4	0	0
Aggravated Assault	34	25	9	0	0
Burglary-Breaking or Entering	9	7	2	0	0
Larceny-Theft (Except Motor Vehicle Theft)	23	17	5	1	0
Motor Vehicle Theft	3	3	0	0	0
Other Assaults (Return A-5e)	124	100	24	0	0
Arson	1	1	0	0	0
Forgery and Counterfeiting	4	2	2	0	0
Fraud	3	2	1	0	0
Embezzlement	1	1	0	0	0
Vandalism	16	11	3	2	0
Weapons: Carrying, Possessing, etc.	5	3	2	0	0
Prostitution and Commercialized Vice	17	14	3	0	0
Sex Offenses (Except Forcible	3	1	2	0	0
Sale/Manufacturing: Opium or Cocaine	51	48	3	0	0
Sale/Manufacturing: Marijuana	10	10	0	0	0
Possession: Opium or Cocaine	22	17	5	0	0
Possession: Marijuana	26	25	1	0	0
Possession: Other Dang Non-Narcotic Drugs	1	1	0	0	0
Offenses Against Family and Children	4	3	1	0	0
Driving Under the Influence	4	4	0	0	0
Liquor Laws	8	6	2	0	0
Disorderly Conduct	66	60	6	0	0
All Other Offenses (Except Traffic)	678	555	115	4	4
TOTAL ARRESTS FOR CENTRAL FALLS	1,124	923	190	7	4

Arrest Data - 18 years of age and over
Listed by Jurisdiction

	Total	White	Black	Am. Indian or Alaskan Native	Asian or Pacific Islander
CHARLESTOWN					
Aggravated Assault	7	7	0	0	0
Burglary-Breaking or Entering	5	5	0	0	0
Larceny-Theft (Except Motor Vehicle Theft)	5	5	0	0	0
Other Assaults (Return A-5e)	41	39	1	1	0
Forgery and Counterfeiting	4	4	0	0	0
Fraud	16	15	0	1	0
Embezzlement	1	0	1	0	0
Vandalism	6	6	0	0	0
Prostitution and Commercialized Vice	16	15	0	1	0
Sex Offenses (Except Forcible	2	2	0	0	0
Possession: Marijuana	5	5	0	0	0
Possession: Other Dang Non-Narcotic Drugs	2	2	0	0	0
Offenses Against Family and Children	1	1	0	0	0
Driving Under the Influence	10	9	0	1	0
Liquor Laws	10	10	0	0	0
Disorderly Conduct	20	19	1	0	0
All Other Offenses (Except Traffic)	109	95	8	5	1
TOTAL ARRESTS FOR CHARLESTOWN	260	239	11	9	1
COVENTRY					
Forcible Rape	3	2	1	0	0
Robbery	3	3	0	0	0
Aggravated Assault	12	12	0	0	0
Burglary-Breaking or Entering	11	11	0	0	0
Larceny-Theft (Except Motor Vehicle Theft)	78	72	6	0	0
Motor Vehicle Theft	3	3	0	0	0
Other Assaults (Return A-5e)	137	129	6	1	1
Forgery and Counterfeiting	15	12	3	0	0
Fraud	223	217	5	0	1
Embezzlement	5	5	0	0	0
Stolen Property: Buying, Receiving,	13	11	2	0	0
Vandalism	45	44	0	1	0
Weapons: Carrying, Possessing, etc.	13	13	0	0	0
Sex Offenses (Except Forcible	1	1	0	0	0
Sale/Manufacturing: Opium or Cocaine	2	2	0	0	0
Sale/Manufacturing: Marijuana	9	8	1	0	0
Possession: Opium or Cocaine	6	6	0	0	0

Arrest Data - 18 years of age and over
Listed by Jurisdiction

	Total	White	Black	Am. Indian or Alaskan Native	Asian or Pacific Islander
Possession: Marijuana	39	37	2	0	0
Offenses Against Family and Children	2	2	0	0	0
Driving Under the Influence	59	59	0	0	0
Liquor Laws	4	3	1	0	0
Disorderly Conduct	52	52	0	0	0
All Other Offenses (Except Traffic)	113	109	4	0	0
TOTAL ARRESTS FOR COVENTRY	848	813	31	2	2
CRANSTON					
Forcible Rape	13	7	6	0	0
Robbery	9	3	6	0	0
Aggravated Assault	40	36	4	0	0
Burglary-Breaking or Entering	21	16	5	0	0
Larceny-Theft (Except Motor Vehicle Theft)	324	256	64	0	4
Motor Vehicle Theft	4	3	1	0	0
Other Assaults (Return A-5e)	134	108	21	1	4
Arson	2	2	0	0	0
Forgery and Counterfeiting	1	1	0	0	0
Fraud	24	22	2	0	0
Embezzlement	11	10	1	0	0
Stolen Property: Buying, Receiving,	66	49	15	0	2
Vandalism	53	47	5	0	1
Weapons: Carrying, Possessing, etc.	16	12	3	0	1
Prostitution and Commercialized Vice	1	1	0	0	0
Sex Offenses (Except Forcible	4	3	0	0	1
Sale/Manufacturing: Opium or Cocaine	66	42	20	0	4
Sale/Manufacturing: Marijuana	9	8	1	0	0
Possession: Opium or Cocaine	6	5	1	0	0
Possession: Marijuana	29	19	10	0	0
Possession: Synthetic Narcotics	3	3	0	0	0
Possession: Other Dang Non-Narcotic Drugs	11	10	1	0	0
Offenses Against Family and Children	147	124	14	0	9
Driving Under the Influence	48	46	0	0	2
Liquor Laws	10	10	0	0	0
Disorderly Conduct	178	166	11	0	1
All Other Offenses (Except Traffic)	169	153	13	0	3
Suspicion	64	51	12	0	1
TOTAL ARRESTS FOR CRANSTON	1,463	1,213	216	1	33

Arrest Data - 18 years of age and over
Listed by Jurisdiction

	Total	White	Black	Am. Indian or Alaskan Native	Asian or Pacific Islander
CUMBERLAND					
Forcible Rape	3	3	0	0	0
Robbery	4	4	0	0	0
Aggravated Assault	5	5	0	0	0
Burglary-Breaking or Entering	2	2	0	0	0
Larceny-Theft (Except Motor Vehicle Theft)	69	60	8	0	1
Other Assaults (Return A-5e)	102	94	7	0	1
Forgery and Counterfeiting	1	1	0	0	0
Fraud	6	4	1	1	0
Embezzlement	2	2	0	0	0
Vandalism	13	13	0	0	0
Weapons: Carrying, Possessing, etc.	4	4	0	0	0
Sex Offenses (Except Forcible	1	1	0	0	0
Sale/Manufacturing: Opium or Cocaine	4	4	0	0	0
Sale/Manufacturing: Marijuana	2	2	0	0	0
Possession: Opium or Cocaine	7	6	1	0	0
Possession: Marijuana	33	31	2	0	0
Possession: Synthetic Narcotics	1	1	0	0	0
Offenses Against Family and Children	1	1	0	0	0
Driving Under the Influence	32	32	0	0	0
Liquor Laws	18	18	0	0	0
Disorderly Conduct	31	31	0	0	0
All Other Offenses (Except Traffic)	281	261	20	0	0
TOTAL ARRESTS FOR CUMBERLAND	622	580	39	1	2
DEM					
Larceny-Theft (Except Motor Vehicle Theft)	1	1	0	0	0
Motor Vehicle Theft	2	2	0	0	0
Other Assaults (Return A-5e)	7	6	1	0	0
Fraud	7	7	0	0	0
Vandalism	2	1	1	0	0
Weapons: Carrying, Possessing, etc.	4	4	0	0	0
Sex Offenses (Except Forcible	3	3	0	0	0
Sale/Manufacturing: Marijuana	1	1	0	0	0

Arrest Data - 18 years of age and over
Listed by Jurisdiction

	Total	White	Black	Am. Indian or Alaskan Native	Asian or Pacific Islander
Possession: Marijuana	3	3	0	0	0
Driving Under the Influence	9	9	0	0	0
Disorderly Conduct	7	7	0	0	0
All Other Offenses (Except Traffic)	325	273	7	0	45
TOTAL ARRESTS FOR DEM	371	317	9	0	45
EAST GREENWICH					
Robbery	1	1	0	0	0
Aggravated Assault	2	2	0	0	0
Burglary-Breaking or Entering	8	7	1	0	0
Larceny-Theft (Except Motor Vehicle Theft)	11	11	0	0	0
Motor Vehicle Theft	1	1	0	0	0
Other Assaults (Return A-5e)	26	21	5	0	0
Fraud	3	3	0	0	0
Vandalism	6	5	1	0	0
Weapons: Carrying, Possessing, etc.	1	1	0	0	0
Sale/Manufacturing: Opium or Cocaine	3	1	2	0	0
Possession: Opium or Cocaine	1	1	0	0	0
Possession: Marijuana	8	7	1	0	0
Driving Under the Influence	17	17	0	0	0
Liquor Laws	2	2	0	0	0
Disorderly Conduct	12	12	0	0	0
All Other Offenses (Except Traffic)	170	147	21	0	2
TOTAL ARRESTS FOR EAST GREENWICH	272	239	31	0	2
EAST PROVIDENCE					
Forcible Rape	3	2	1	0	0
Robbery	4	2	2	0	0
Aggravated Assault	34	27	6	0	1
Burglary-Breaking or Entering	18	15	3	0	0
Larceny-Theft (Except Motor Vehicle Theft)	82	54	28	0	0
Motor Vehicle Theft	9	5	4	0	0
Other Assaults (Return A-5e)	147	116	30	0	1
Forgery and Counterfeiting	1	1	0	0	0
Fraud	16	10	6	0	0
Embezzlement	6	6	0	0	0
Stolen Property: Buying, Receiving,	3	1	2	0	0

Arrest Data - 18 years of age and over
Listed by Jurisdiction

	Total	White	Black	Am. Indian or Alaskan Native	Asian or Pacific Islander
Vandalism	14	13	1	0	0
Weapons: Carrying, Possessing, etc.	26	18	7	0	1
Prostitution and Commercialized Vice	2	2	0	0	0
Sex Offenses (Except Forcible	2	2	0	0	0
Sale/Manufacturing: Opium or Cocaine	10	6	4	0	0
Sale/Manufacturing: Marijuana	14	7	7	0	0
Possession: Opium or Cocaine	53	33	19	1	0
Possession: Marijuana	82	60	21	0	1
Possession: Other Dang Non-Narcotic Drugs	7	6	1	0	0
Gambling: Numbers/Lottery	4	2	2	0	0
Offenses Against Family and Children	7	6	1	0	0
Driving Under the Influence	26	24	2	0	0
Liquor Laws	5	5	0	0	0
Disorderly Conduct	36	25	11	0	0
All Other Offenses (Except Traffic)	918	610	302	0	6
TOTAL ARRESTS FOR EAST PROVIDENCE	1,529	1,058	460	1	10
FOSTER					
Aggravated Assault	1	1	0	0	0
Burglary-Breaking or Entering	3	3	0	0	0
Larceny-Theft (Except Motor Vehicle Theft)	4	4	0	0	0
Other Assaults (Return A-5e)	10	10	0	0	0
Fraud	1	1	0	0	0
Sale/Manufacturing: Marijuana	1	1	0	0	0
Sale/Manufacturing: Other Dang Non-Narcotic	1	1	0	0	0
Possession: Opium or Cocaine	1	1	0	0	0
Possession: Marijuana	14	14	0	0	0
Offenses Against Family and Children	1	1	0	0	0
Driving Under the Influence	4	4	0	0	0
Disorderly Conduct	4	4	0	0	0
All Other Offenses (Except Traffic)	22	22	0	0	0
TOTAL ARRESTS FOR FOSTER	67	67	0	0	0
GLOCESTER					
Aggravated Assault	7	7	0	0	0
Burglary-Breaking or Entering	4	4	0	0	0
Larceny-Theft (Except Motor Vehicle Theft)	4	4	0	0	0

Arrest Data - 18 years of age and over
Listed by Jurisdiction

	Total	White	Black	Am. Indian or Alaskan Native	Asian or Pacific Islander
Motor Vehicle Theft	1	1	0	0	0
Other Assaults (Return A-5e)	45	44	1	0	0
Fraud	7	7	0	0	0
Vandalism	5	5	0	0	0
Weapons: Carrying, Possessing, etc.	5	5	0	0	0
Sale/Manufacturing: Marijuana	1	1	0	0	0
Possession: Opium or Cocaine	1	1	0	0	0
Possession: Marijuana	12	12	0	0	0
Driving Under the Influence	42	42	0	0	0
Liquor Laws	13	13	0	0	0
Disorderly Conduct	18	18	0	0	0
All Other Offenses (Except Traffic)	107	103	3	0	1
TOTAL ARRESTS FOR GLOCESTER	272	267	4	0	1
HOPKINTON					
Aggravated Assault	7	6	1	0	0
Burglary-Breaking or Entering	5	5	0	0	0
Larceny-Theft (Except Motor Vehicle Theft)	10	10	0	0	0
Other Assaults (Return A-5e)	32	31	1	0	0
Forgery and Counterfeiting	3	3	0	0	0
Fraud	19	16	2	1	0
Stolen Property: Buying, Receiving,	3	3	0	0	0
Vandalism	8	7	1	0	0
Weapons: Carrying, Possessing, etc.	4	4	0	0	0
Sale/Manufacturing: Marijuana	2	2	0	0	0
Possession: Opium or Cocaine	1	1	0	0	0
Possession: Marijuana	18	17	1	0	0
Gambling: Numbers/Lottery	2	2	0	0	0
Driving Under the Influence	26	22	4	0	0
Liquor Laws	11	11	0	0	0
Disorderly Conduct	33	31	2	0	0
All Other Offenses (Except Traffic)	114	104	7	3	0
TOTAL ARRESTS FOR HOPKINTON	298	275	19	4	0
JAMESTOWN					
Larceny-Theft (Except Motor Vehicle Theft)	8	8	0	0	0
Other Assaults (Return A-5e)	18	16	0	2	0

Arrest Data - 18 years of age and over
Listed by Jurisdiction

	Total	White	Black	Am. Indian or Alaskan Native	Asian or Pacific Islander
Fraud	1	1	0	0	0
Vandalism	5	4	0	1	0
Sale/Manufacturing: Marijuana	2	2	0	0	0
Possession: Marijuana	4	4	0	0	0
Possession: Other Dang Non-Narcotic Drugs	1	1	0	0	0
Driving Under the Influence	4	4	0	0	0
Disorderly Conduct	3	3	0	0	0
All Other Offenses (Except Traffic)	24	22	2	0	0
TOTAL ARRESTS FOR JAMESTOWN	70	65	2	3	0
JOHNSTON					
Robbery	10	10	0	0	0
Aggravated Assault	20	19	1	0	0
Burglary-Breaking or Entering	13	12	1	0	0
Larceny-Theft (Except Motor Vehicle Theft)	70	59	11	0	0
Motor Vehicle Theft	4	2	1	0	1
Other Assaults (Return A-5e)	134	124	6	0	4
Arson	1	1	0	0	0
Forgery and Counterfeiting	3	2	1	0	0
Fraud	24	21	3	0	0
Stolen Property: Buying, Receiving,	19	12	6	0	1
Vandalism	30	28	1	1	0
Weapons: Carrying, Possessing, etc.	1	1	0	0	0
Sex Offenses (Except Forcible	3	3	0	0	0
Sale/Manufacturing: Opium or Cocaine	1	1	0	0	0
Sale/Manufacturing: Marijuana	5	4	1	0	0
Sale/Manufacturing: Other Dang Non-Narcotic	2	1	1	0	0
Possession: Opium or Cocaine	9	8	1	0	0
Possession: Marijuana	13	12	0	0	1
Possession: Other Dang Non-Narcotic Drugs	5	5	0	0	0
Offenses Against Family and Children	2	2	0	0	0
Driving Under the Influence	26	26	0	0	0
Liquor Laws	1	1	0	0	0
Disorderly Conduct	68	66	2	0	0
All Other Offenses (Except Traffic)	192	163	25	1	3
TOTAL ARRESTS FOR JOHNSTON	656	583	61	2	10

Arrest Data - 18 years of age and over
Listed by Jurisdiction

	Total	White	Black	Am. Indian or Alaskan Native	Asian or Pacific Islander
LINCOLN					
Robbery	3	3	0	0	0
Burglary-Breaking or Entering	3	2	1	0	0
Larceny-Theft (Except Motor Vehicle Theft)	28	20	7	0	1
Motor Vehicle Theft	1	1	0	0	0
Other Assaults (Return A-5e)	57	48	7	0	2
Fraud	4	4	0	0	0
Embezzlement	2	2	0	0	0
Stolen Property: Buying, Receiving,	7	5	2	0	0
Vandalism	10	10	0	0	0
Weapons: Carrying, Possessing, etc.	1	1	0	0	0
Sex Offenses (Except Forcible	5	5	0	0	0
Possession: Opium or Cocaine	13	9	4	0	0
Possession: Marijuana	28	23	5	0	0
Offenses Against Family and Children	4	4	0	0	0
Driving Under the Influence	29	29	0	0	0
Liquor Laws	3	3	0	0	0
Disorderly Conduct	19	16	2	0	1
All Other Offenses (Except Traffic)	443	356	83	0	4
Suspicion	2	2	0	0	0
TOTAL ARRESTS FOR LINCOLN	662	543	111	0	8
LITTLE COMPTON					
Forcible Rape	1	1	0	0	0
Burglary-Breaking or Entering	1	1	0	0	0
Larceny-Theft (Except Motor Vehicle Theft)	3	3	0	0	0
Other Assaults (Return A-5e)	13	13	0	0	0
Arson	1	1	0	0	0
Weapons: Carrying, Possessing, etc.	2	2	0	0	0
Sex Offenses (Except Forcible	2	2	0	0	0
Possession: Marijuana	21	21	0	0	0
Driving Under the Influence	16	16	0	0	0
Liquor Laws	1	1	0	0	0
Disorderly Conduct	3	3	0	0	0
All Other Offenses (Except Traffic)	44	40	2	0	2
TOTAL ARRESTS FOR LITTLE COMPTON	108	104	2	0	2

Arrest Data - 18 years of age and over
Listed by Jurisdiction

	Total	White	Black	Am. Indian or Alaskan Native	Asian or Pacific Islander
MIDDLETOWN					
Forcible Rape	2	1	1	0	0
Aggravated Assault	9	7	2	0	0
Burglary-Breaking or Entering	6	3	3	0	0
Larceny-Theft (Except Motor Vehicle Theft)	36	26	9	0	1
Other Assaults (Return A-5e)	66	57	9	0	0
Forgery and Counterfeiting	10	6	4	0	0
Fraud	40	34	6	0	0
Embezzlement	5	5	0	0	0
Vandalism	13	13	0	0	0
Weapons: Carrying, Possessing, etc.	4	4	0	0	0
Sex Offenses (Except Forcible	1	1	0	0	0
Sale/Manufacturing: Marijuana	3	2	1	0	0
Sale/Manufacturing: Other Dang Non-Narcotic	1	1	0	0	0
Possession: Marijuana	61	58	3	0	0
Possession: Other Dang Non-Narcotic Drugs	2	2	0	0	0
Driving Under the Influence	97	86	9	0	2
Liquor Laws	6	6	0	0	0
Drunkenness	3	3	0	0	0
Disorderly Conduct	13	11	2	0	0
All Other Offenses (Except Traffic)	176	129	44	1	2
TOTAL ARRESTS FOR MIDDLETOWN	554	455	93	1	5
NARRAGANSETT					
Forcible Rape	2	1	1	0	0
Aggravated Assault	10	8	1	0	1
Burglary-Breaking or Entering	24	20	4	0	0
Larceny-Theft (Except Motor Vehicle Theft)	26	22	4	0	0
Motor Vehicle Theft	1	1	0	0	0
Other Assaults (Return A-5e)	95	88	7	0	0
Forgery and Counterfeiting	7	5	2	0	0
Fraud	21	18	3	0	0
Stolen Property: Buying, Receiving,	2	2	0	0	0
Vandalism	25	25	0	0	0
Weapons: Carrying, Possessing, etc.	6	5	1	0	0
Sex Offenses (Except Forcible	1	1	0	0	0
Sale/Manufacturing: Opium or Cocaine	2	1	1	0	0

Arrest Data - 18 years of age and over
Listed by Jurisdiction

	Total	White	Black	Am. Indian or Alaskan Native	Asian or Pacific Islander
Sale/Manufacturing: Marijuana	8	8	0	0	0
Possession: Opium or Cocaine	4	4	0	0	0
Possession: Marijuana	41	38	3	0	0
Possession: Other Dang Non-Narcotic Drugs	1	1	0	0	0
Driving Under the Influence	52	50	2	0	0
Liquor Laws	53	52	0	1	0
Drunkenness	1	1	0	0	0
Disorderly Conduct	149	129	13	3	4
All Other Offenses (Except Traffic)	121	100	18	2	1
TOTAL ARRESTS FOR NARRAGANSETT	652	580	60	6	6
NARRAGANSETT TRIBAL					
Forcible Rape	1	0	0	1	0
Aggravated Assault	1	0	0	1	0
Larceny-Theft (Except Motor Vehicle Theft)	1	1	0	0	0
Other Assaults (Return A-5e)	4	1	0	3	0
Vandalism	1	1	0	0	0
Weapons: Carrying, Possessing, etc.	1	1	0	0	0
Possession: Opium or Cocaine	1	1	0	0	0
Offenses Against Family and Children	1	0	0	1	0
Driving Under the Influence	2	0	1	1	0
Drunkenness	2	0	0	2	0
Disorderly Conduct	4	1	0	3	0
All Other Offenses (Except Traffic)	4	3	0	1	0
Suspicion	9	4	1	4	0
TOTAL ARRESTS FOR NARRAGANSETT	32	13	2	17	0
NEW SHOREHAM					
Burglary-Breaking or Entering	3	3	0	0	0
Larceny-Theft (Except Motor Vehicle Theft)	1	1	0	0	0
Motor Vehicle Theft	2	2	0	0	0
Other Assaults (Return A-5e)	6	6	0	0	0
Stolen Property: Buying, Receiving,	2	2	0	0	0
Vandalism	1	1	0	0	0
Possession: Marijuana	7	7	0	0	0
Possession: Other Dang Non-Narcotic Drugs	1	1	0	0	0
Driving Under the Influence	5	5	0	0	0

	Arrest Data - 18 years of age and over Listed by Jurisdiction				
	Total	White	Black	Am. Indian or Alaskan Native	Asian or Pacific Islander
Liquor Laws	40	40	0	0	0
Disorderly Conduct	37	37	0	0	0
All Other Offenses (Except Traffic)	18	17	1	0	0
TOTAL ARRESTS FOR NEW SHOREHAM	123	122	1	0	0
NEWPORT					
Forcible Rape	5	4	1	0	0
Robbery	5	2	3	0	0
Aggravated Assault	58	37	19	2	0
Burglary-Breaking or Entering	37	23	13	1	0
Larceny-Theft (Except Motor Vehicle Theft)	89	65	24	0	0
Motor Vehicle Theft	11	7	4	0	0
Other Assaults (Return A-5e)	272	173	95	1	3
Arson	1	1	0	0	0
Fraud	40	31	9	0	0
Embezzlement	8	6	2	0	0
Stolen Property: Buying, Receiving,	7	5	2	0	0
Vandalism	160	141	17	0	2
Weapons: Carrying, Possessing, etc.	18	12	6	0	0
Sex Offenses (Except Forcible	9	6	3	0	0
Sale/Manufacturing: Opium or Cocaine	34	13	21	0	0
Sale/Manufacturing: Marijuana	21	13	8	0	0
Sale/Manufacturing: Synthetic Narcotics	2	2	0	0	0
Sale/Manufacturing: Other Dang Non-Narcotic	8	3	5	0	0
Possession: Opium or Cocaine	28	19	9	0	0
Possession: Marijuana	66	47	19	0	0
Possession: Other Dang Non-Narcotic Drugs	2	1	1	0	0
Offenses Against Family and Children	6	5	1	0	0
Driving Under the Influence	46	42	4	0	0
Liquor Laws	166	147	17	0	2
Disorderly Conduct	208	178	30	0	0
All Other Offenses (Except Traffic)	438	260	176	1	1
TOTAL ARRESTS FOR NEWPORT	1,745	1,243	489	5	8
NORTH KINGSTOWN					
Forcible Rape	6	4	2	0	0
Robbery	2	0	2	0	0

Arrest Data - 18 years of age and over
Listed by Jurisdiction

	Total	White	Black	Am. Indian or Alaskan Native	Asian or Pacific Islander
Aggravated Assault	9	8	1	0	0
Burglary-Breaking or Entering	29	20	8	0	1
Larceny-Theft (Except Motor Vehicle Theft)	48	45	2	0	1
Motor Vehicle Theft	8	7	1	0	0
Other Assaults (Return A-5e)	106	97	8	1	0
Fraud	24	22	2	0	0
Embezzlement	2	1	1	0	0
Vandalism	21	21	0	0	0
Weapons: Carrying, Possessing, etc.	4	4	0	0	0
Sex Offenses (Except Forcible	1	1	0	0	0
Sale/Manufacturing: Opium or Cocaine	6	6	0	0	0
Sale/Manufacturing: Marijuana	27	22	4	0	1
Sale/Manufacturing: Other Dang Non-Narcotic	2	2	0	0	0
Possession: Opium or Cocaine	1	0	1	0	0
Possession: Marijuana	8	7	1	0	0
Offenses Against Family and Children	1	1	0	0	0
Driving Under the Influence	122	116	1	0	5
Liquor Laws	5	5	0	0	0
Drunkenness	157	146	9	1	1
Disorderly Conduct	44	41	2	0	1
All Other Offenses (Except Traffic)	61	53	8	0	0
TOTAL ARRESTS FOR NORTH KINGSTOWN	694	629	53	2	10
NORTH PROVIDENCE					
Forcible Rape	1	1	0	0	0
Robbery	13	13	0	0	0
Aggravated Assault	29	26	3	0	0
Burglary-Breaking or Entering	20	19	1	0	0
Larceny-Theft (Except Motor Vehicle Theft)	75	61	14	0	0
Motor Vehicle Theft	8	7	1	0	0
Other Assaults (Return A-5e)	147	130	12	2	3
Forgery and Counterfeiting	3	2	1	0	0
Fraud	12	12	0	0	0
Embezzlement	2	2	0	0	0
Stolen Property: Buying, Receiving,	1	1	0	0	0
Vandalism	17	16	1	0	0

Arrest Data - 18 years of age and over
Listed by Jurisdiction

	Total	White	Black	Am. Indian or Alaskan Native	Asian or Pacific Islander
Weapons: Carrying, Possessing, etc.	13	12	1	0	0
Prostitution and Commercialized Vice	1	0	1	0	0
Sex Offenses (Except Forcible	1	1	0	0	0
Sale/Manufacturing: Opium or Cocaine	3	3	0	0	0
Sale/Manufacturing: Marijuana	11	9	2	0	0
Sale/Manufacturing: Other Dang Non-Narcotic	4	2	2	0	0
Possession: Opium or Cocaine	31	23	8	0	0
Possession: Marijuana	65	50	15	0	0
Possession: Synthetic Narcotics	1	1	0	0	0
Possession: Other Dang Non-Narcotic Drugs	4	4	0	0	0
Gambling: Numbers/Lottery	3	1	2	0	0
Offenses Against Family and Children	5	4	1	0	0
Driving Under the Influence	51	48	3	0	0
Liquor Laws	2	2	0	0	0
Disorderly Conduct	73	66	7	0	0
All Other Offenses (Except Traffic)	789	577	206	0	6
TOTAL ARRESTS FOR NORTH	1,385	1,093	281	2	9
NORTH SMITHFIELD					
Forcible Rape	1	1	0	0	0
Aggravated Assault	4	3	1	0	0
Burglary-Breaking or Entering	6	6	0	0	0
Larceny-Theft (Except Motor Vehicle Theft)	36	32	2	0	2
Motor Vehicle Theft	3	3	0	0	0
Other Assaults (Return A-5e)	26	24	2	0	0
Fraud	9	8	1	0	0
Embezzlement	1	1	0	0	0
Stolen Property: Buying, Receiving,	1	1	0	0	0
Vandalism	7	6	1	0	0
Weapons: Carrying, Possessing, etc.	1	1	0	0	0
Sex Offenses (Except Forcible	1	1	0	0	0
Sale/Manufacturing: Marijuana	2	2	0	0	0
Possession: Opium or Cocaine	2	2	0	0	0
Possession: Marijuana	9	9	0	0	0
Possession: Other Dang Non-Narcotic Drugs	1	1	0	0	0
Offenses Against Family and Children	1	1	0	0	0

Arrest Data - 18 years of age and over
Listed by Jurisdiction

	Total	White	Black	Am. Indian or Alaskan Native	Asian or Pacific Islander
Driving Under the Influence	24	24	0	0	0
Liquor Laws	2	2	0	0	0
Disorderly Conduct	12	12	0	0	0
All Other Offenses (Except Traffic)	110	95	13	0	2
TOTAL ARRESTS FOR NORTH SMITHFIELD	259	235	20	0	4
PAWTUCKET					
Murder and Nonnegligent Manslaughter	1	0	1	0	0
Forcible Rape	11	7	4	0	0
Robbery	15	11	4	0	0
Aggravated Assault	52	31	21	0	0
Burglary-Breaking or Entering	51	39	12	0	0
Larceny-Theft (Except Motor Vehicle Theft)	159	119	38	1	1
Motor Vehicle Theft	18	4	14	0	0
Other Assaults (Return A-5e)	543	366	175	0	2
Arson	2	2	0	0	0
Forgery and Counterfeiting	6	4	1	0	1
Fraud	22	17	5	0	0
Embezzlement	4	4	0	0	0
Stolen Property: Buying, Receiving,	7	7	0	0	0
Vandalism	82	60	22	0	0
Weapons: Carrying, Possessing, etc.	30	17	13	0	0
Prostitution and Commercialized Vice	64	57	7	0	0
Sex Offenses (Except Forcible	8	5	3	0	0
Sale/Manufacturing: Opium or Cocaine	13	7	6	0	0
Sale/Manufacturing: Marijuana	10	7	3	0	0
Sale/Manufacturing: Other Dang Non-Narcotic	1	0	1	0	0
Possession: Opium or Cocaine	118	82	35	0	1
Possession: Marijuana	124	84	38	0	2
Possession: Synthetic Narcotics	1	0	1	0	0
Possession: Other Dang Non-Narcotic Drugs	17	9	8	0	0
Offenses Against Family and Children	8	5	3	0	0
Driving Under the Influence	11	11	0	0	0
Liquor Laws	17	9	8	0	0
Drunkenness	1	1	0	0	0
Disorderly Conduct	184	125	58	0	1
All Other Offenses (Except Traffic)	787	520	265	1	1
TOTAL ARRESTS FOR PAWTUCKET	2,367	1,610	746	2	9

Arrest Data - 18 years of age and over
Listed by Jurisdiction

	Total	White	Black	Am. Indian or Alaskan Native	Asian or Pacific Islander
PORTSMOUTH					
Robbery	2	2	0	0	0
Aggravated Assault	7	6	0	0	1
Burglary-Breaking or Entering	2	2	0	0	0
Larceny-Theft (Except Motor Vehicle Theft)	17	16	1	0	0
Other Assaults (Return A-5e)	51	47	3	0	1
Fraud	23	21	2	0	0
Vandalism	10	10	0	0	0
Weapons: Carrying, Possessing, etc.	5	4	1	0	0
Sale/Manufacturing: Opium or Cocaine	5	4	1	0	0
Sale/Manufacturing: Marijuana	4	2	2	0	0
Possession: Opium or Cocaine	7	5	2	0	0
Possession: Marijuana	52	45	5	0	2
Possession: Other Dang Non-Narcotic Drugs	1	1	0	0	0
Offenses Against Family and Children	1	1	0	0	0
Driving Under the Influence	65	62	3	0	0
Liquor Laws	25	25	0	0	0
Disorderly Conduct	7	7	0	0	0
All Other Offenses (Except Traffic)	187	160	24	0	3
TOTAL ARRESTS FOR PORTSMOUTH	471	420	44	0	7
PROVIDENCE					
Murder and Nonnegligent Manslaughter	12	4	5	0	3
Forcible Rape	13	11	2	0	0
Robbery	74	34	40	0	0
Aggravated Assault	110	55	47	0	8
Burglary-Breaking or Entering	84	59	23	0	2
Larceny-Theft (Except Motor Vehicle Theft)	376	262	104	2	8
Motor Vehicle Theft	62	20	40	0	2
Other Assaults (Return A-5e)	852	518	323	2	9
Arson	6	5	1	0	0
Forgery and Counterfeiting	30	19	11	0	0
Fraud	22	9	13	0	0
Embezzlement	13	7	6	0	0

Arrest Data - 18 years of age and over
Listed by Jurisdiction

	Total	White	Black	Am. Indian or Alaskan Native	Asian or Pacific Islander
Stolen Property: Buying, Receiving, Vandalism	39	25	13	0	1
Weapons: Carrying, Possessing, etc.	107	72	33	0	2
Prostitution and Commercialized Vice	54	26	25	0	3
Sex Offenses (Except Forcible)	290	217	70	3	0
Sale/Manufacturing: Opium or Cocaine	12	10	2	0	0
Sale/Manufacturing: Marijuana	305	163	139	1	2
Sale/Manufacturing: Synthetic Narcotics	79	46	32	0	1
Possession: Opium or Cocaine	4	1	1	0	2
Possession: Marijuana	371	286	84	0	1
Possession: Synthetic Narcotics	169	101	64	0	4
Offenses Against Family and Children	2	1	1	0	0
Driving Under the Influence	5	5	0	0	0
Liquor Laws	37	29	7	0	1
Disorderly Conduct	348	295	48	0	5
Vagrancy	298	217	74	0	7
All Other Offenses (Except Traffic)	4	4	0	0	0
Suspicion	1,668	918	730	6	14
Curfew and Loitering Law Violations	2	1	1	0	0
TOTAL ARRESTS FOR PROVIDENCE	67	51	16	0	0
	5,515	3,471	1,955	14	75

RICHMOND

Aggravated Assault	2	2	0	0	0
Larceny-Theft (Except Motor Vehicle Theft)	10	9	0	1	0
Other Assaults (Return A-5e)	18	18	0	0	0
Vandalism	8	8	0	0	0
Sale/Manufacturing: Marijuana	6	6	0	0	0
Sale/Manufacturing: Synthetic Narcotics	1	1	0	0	0
Possession: Opium or Cocaine	1	1	0	0	0
Possession: Marijuana	4	4	0	0	0
Possession: Synthetic Narcotics	1	1	0	0	0
Possession: Other Dang Non-Narcotic Drugs	1	1	0	0	0
Driving Under the Influence	6	6	0	0	0
Liquor Laws	9	8	0	0	1
Drunkenness	1	1	0	0	0
Disorderly Conduct	14	13	1	0	0
All Other Offenses (Except Traffic)	1	1	0	0	0
TOTAL ARRESTS FOR RICHMOND	83	80	1	1	1

Arrest Data - 18 years of age and over
Listed by Jurisdiction

	Total	White	Black	Am. Indian or Alaskan Native	Asian or Pacific Islander
SCITUATE					
Aggravated Assault	6	4	2	0	0
Burglary-Breaking or Entering	6	6	0	0	0
Larceny-Theft (Except Motor Vehicle Theft)	2	1	1	0	0
Other Assaults (Return A-5e)	19	19	0	0	0
Fraud	3	2	1	0	0
Embezzlement	1	1	0	0	0
Stolen Property: Buying, Receiving,	4	0	4	0	0
Vandalism	3	3	0	0	0
Weapons: Carrying, Possessing, etc.	2	2	0	0	0
Possession: Opium or Cocaine	1	1	0	0	0
Possession: Marijuana	5	3	1	0	1
Driving Under the Influence	5	5	0	0	0
Disorderly Conduct	1	1	0	0	0
All Other Offenses (Except Traffic)	199	188	9	0	2
TOTAL ARRESTS FOR SCITUATE	257	236	18	0	3
SMITHFIELD					
Robbery	6	6	0	0	0
Aggravated Assault	6	6	0	0	0
Burglary-Breaking or Entering	12	11	1	0	0
Larceny-Theft (Except Motor Vehicle Theft)	52	50	1	0	1
Motor Vehicle Theft	1	1	0	0	0
Other Assaults (Return A-5e)	52	48	4	0	0
Arson	1	1	0	0	0
Forgery and Counterfeiting	2	2	0	0	0
Fraud	13	12	0	0	1
Embezzlement	1	1	0	0	0
Stolen Property: Buying, Receiving,	1	1	0	0	0
Vandalism	22	22	0	0	0
Weapons: Carrying, Possessing, etc.	3	2	1	0	0
Sex Offenses (Except Forcible	2	2	0	0	0
Sale/Manufacturing: Opium or Cocaine	1	0	0	0	1
Sale/Manufacturing: Marijuana	4	3	1	0	0

Arrest Data - 18 years of age and over
Listed by Jurisdiction

	Total	White	Black	Am. Indian or Alaskan Native	Asian or Pacific Islander
Sale/Manufacturing: Other Dang Non-Narcotic	3	2	1	0	0
Possession: Opium or Cocaine	4	3	1	0	0
Possession: Marijuana	40	37	3	0	0
Possession: Synthetic Narcotics	1	1	0	0	0
Possession: Other Dang Non-Narcotic Drugs	1	1	0	0	0
Offenses Against Family and Children	2	2	0	0	0
Driving Under the Influence	52	51	1	0	0
Liquor Laws	14	13	1	0	0
Drunkenness	1	1	0	0	0
Disorderly Conduct	32	32	0	0	0
All Other Offenses (Except Traffic)	325	284	34	0	7
TOTAL ARRESTS FOR SMITHFIELD	654	595	49	0	10
SOUTH KINGSTOWN					
Forcible Rape	3	3	0	0	0
Robbery	1	1	0	0	0
Aggravated Assault	9	5	4	0	0
Burglary-Breaking or Entering	6	3	3	0	0
Larceny-Theft (Except Motor Vehicle Theft)	15	11	4	0	0
Motor Vehicle Theft	1	1	0	0	0
Other Assaults (Return A-5e)	63	52	10	1	0
Arson	1	1	0	0	0
Fraud	68	64	4	0	0
Embezzlement	1	1	0	0	0
Vandalism	6	6	0	0	0
Weapons: Carrying, Possessing, etc.	3	3	0	0	0
Prostitution and Commercialized Vice	1	1	0	0	0
Sex Offenses (Except Forcible	2	1	1	0	0
Sale/Manufacturing: Opium or Cocaine	1	1	0	0	0
Sale/Manufacturing: Marijuana	7	7	0	0	0
Sale/Manufacturing: Other Dang Non-Narcotic	1	0	1	0	0
Possession: Opium or Cocaine	6	5	1	0	0
Possession: Marijuana	21	18	3	0	0
Possession: Other Dang Non-Narcotic Drugs	3	3	0	0	0
Offenses Against Family and Children	1	1	0	0	0
Driving Under the Influence	53	50	3	0	0

Arrest Data - 18 years of age and over
Listed by Jurisdiction

	Total	White	Black	Am. Indian or Alaskan Native	Asian or Pacific Islander
Liquor Laws	15	14	1	0	0
Drunkenness	1	1	0	0	0
Disorderly Conduct	19	14	4	1	0
All Other Offenses (Except Traffic)	275	195	67	8	5
TOTAL ARRESTS FOR SOUTH KINGSTOWN	583	462	106	10	5
SP CHEPACHET					
Aggravated Assault	2	1	1	0	0
Larceny-Theft (Except Motor Vehicle Theft)	2	2	0	0	0
Motor Vehicle Theft	1	1	0	0	0
Other Assaults (Return A-5e)	6	6	0	0	0
Forgery and Counterfeiting	5	5	0	0	0
Fraud	28	26	2	0	0
Stolen Property: Buying, Receiving,	7	4	3	0	0
Vandalism	3	3	0	0	0
Weapons: Carrying, Possessing, etc.	4	3	1	0	0
Sex Offenses (Except Forcible	1	1	0	0	0
Sale/Manufacturing: Marijuana	1	1	0	0	0
Possession: Opium or Cocaine	1	1	0	0	0
Possession: Marijuana	5	3	2	0	0
Offenses Against Family and Children	2	2	0	0	0
Driving Under the Influence	35	34	1	0	0
All Other Offenses (Except Traffic)	146	110	36	0	0
TOTAL ARRESTS FOR SP CHEPACHET	249	203	46	0	0
SP HEADQUARTERS					
Murder and Nonnegligent Manslaughter	3	3	0	0	0
Forcible Rape	2	2	0	0	0
Robbery	1	0	1	0	0
Aggravated Assault	11	10	1	0	0
Burglary-Breaking or Entering	1	1	0	0	0
Larceny-Theft (Except Motor Vehicle Theft)	13	12	1	0	0
Motor Vehicle Theft	7	7	0	0	0
Other Assaults (Return A-5e)	16	13	3	0	0
Forgery and Counterfeiting	15	12	2	0	1
Fraud	89	72	16	0	1
Embezzlement	10	10	0	0	0

Arrest Data - 18 years of age and over
Listed by Jurisdiction

	Total	White	Black	Am. Indian or Alaskan Native	Asian or Pacific Islander
Stolen Property: Buying, Receiving, Vandalism	7	5	2	0	0
Weapons: Carrying, Possessing, etc.	13	10	3	0	0
Prostitution and Commercialized Vice	1	0	1	0	0
Sex Offenses (Except Forcible	1	1	0	0	0
Sale/Manufacturing: Opium or Cocaine	46	40	6	0	0
Sale/Manufacturing: Marijuana	3	3	0	0	0
Sale/Manufacturing: Synthetic Narcotics	4	4	0	0	0
Sale/Manufacturing: Other Dang Non-Narcotic	3	3	0	0	0
Possession: Opium or Cocaine	28	23	5	0	0
Possession: Marijuana	28	24	4	0	0
Gambling: Bookmaking	3	3	0	0	0
Gambling: Numbers/Lottery	3	3	0	0	0
Gambling: Other	2	2	0	0	0
Driving Under the Influence	1	1	0	0	0
Disorderly Conduct	5	4	1	0	0
All Other Offenses (Except Traffic)	255	193	61	0	1
TOTAL ARRESTS FOR SP HEADQUARTERS	572	462	107	0	3
SP HOPE VALLEY					
Forcible Rape	1	1	0	0	0
Aggravated Assault	13	12	1	0	0
Burglary-Breaking or Entering	7	6	1	0	0
Larceny-Theft (Except Motor Vehicle Theft)	19	18	1	0	0
Motor Vehicle Theft	5	5	0	0	0
Other Assaults (Return A-5e)	62	57	4	0	1
Forgery and Counterfeiting	7	6	1	0	0
Fraud	14	14	0	0	0
Stolen Property: Buying, Receiving, Vandalism	9	9	0	0	0
Weapons: Carrying, Possessing, etc.	18	17	1	0	0
Sex Offenses (Except Forcible	11	10	1	0	0
Sale/Manufacturing: Marijuana	1	1	0	0	0
Possession: Opium or Cocaine	1	1	0	0	0
Possession: Marijuana	8	7	1	0	0
Possession: Other Dang Non-Narcotic Drugs	28	20	8	0	0
	1	1	0	0	0

Arrest Data - 18 years of age and over
Listed by Jurisdiction

	Total	White	Black	Am. Indian or Alaskan Native	Asian or Pacific Islander
Offenses Against Family and Children	2	2	0	0	0
Driving Under the Influence	70	68	2	0	0
Liquor Laws	3	3	0	0	0
Disorderly Conduct	17	17	0	0	0
Vagrancy	0	0	0	0	0
All Other Offenses (Except Traffic)	128	102	25	0	1
TOTAL ARRESTS FOR SP HOPE VALLEY	425	377	46	0	2
SP LINCOLN					
Robbery	1	0	1	0	0
Aggravated Assault	3	2	1	0	0
Larceny-Theft (Except Motor Vehicle Theft)	7	6	1	0	0
Motor Vehicle Theft	11	5	6	0	0
Other Assaults (Return A-5e)	18	14	3	0	1
Forgery and Counterfeiting	8	6	2	0	0
Fraud	37	24	11	0	2
Embezzlement	2	2	0	0	0
Stolen Property: Buying, Receiving,	29	19	10	0	0
Vandalism	8	7	1	0	0
Weapons: Carrying, Possessing, etc.	8	6	2	0	0
Sale/Manufacturing: Opium or Cocaine	5	3	2	0	0
Sale/Manufacturing: Marijuana	4	2	2	0	0
Possession: Opium or Cocaine	17	14	3	0	0
Possession: Marijuana	17	15	2	0	0
Possession: Synthetic Narcotics	1	1	0	0	0
Gambling: Numbers/Lottery	1	1	0	0	0
Driving Under the Influence	79	69	8	0	2
Liquor Laws	1	1	0	0	0
Disorderly Conduct	23	18	5	0	0
All Other Offenses (Except Traffic)	262	158	101	0	3
TOTAL ARRESTS FOR SP LINCOLN	542	373	161	0	8
SP PORTSMOUTH					
Aggravated Assault	1	1	0	0	0
Burglary-Breaking or Entering	2	2	0	0	0
Other Assaults (Return A-5e)	5	4	0	0	1
Forgery and Counterfeiting	1	1	0	0	0

Arrest Data - 18 years of age and over
Listed by Jurisdiction

	Total	White	Black	Am. Indian or Alaskan Native	Asian or Pacific Islander
Fraud	4	3	1	0	0
Stolen Property: Buying, Receiving,	3	2	1	0	0
Vandalism	2	2	0	0	0
Weapons: Carrying, Possessing, etc.	3	3	0	0	0
Sale/Manufacturing: Marijuana	3	2	1	0	0
Possession: Opium or Cocaine	8	8	0	0	0
Possession: Marijuana	17	15	2	0	0
Driving Under the Influence	22	22	0	0	0
Liquor Laws	1	1	0	0	0
Disorderly Conduct	1	0	1	0	0
All Other Offenses (Except Traffic)	99	76	22	0	1
TOTAL ARRESTS FOR SP PORTSMOUTH	172	142	28	0	2
SP WICKFORD					
Aggravated Assault	2	2	0	0	0
Larceny-Theft (Except Motor Vehicle Theft)	2	1	1	0	0
Other Assaults (Return A-5e)	8	8	0	0	0
Forgery and Counterfeiting	2	2	0	0	0
Fraud	11	11	0	0	0
Stolen Property: Buying, Receiving,	3	3	0	0	0
Vandalism	1	1	0	0	0
Weapons: Carrying, Possessing, etc.	3	3	0	0	0
Sale/Manufacturing: Marijuana	1	1	0	0	0
Possession: Opium or Cocaine	6	5	1	0	0
Possession: Marijuana	7	7	0	0	0
Driving Under the Influence	62	61	1	0	0
Disorderly Conduct	3	3	0	0	0
All Other Offenses (Except Traffic)	80	61	18	0	1
TOTAL ARRESTS FOR SP WICKFORD	191	169	21	0	1
TIVERTON					
Aggravated Assault	3	3	0	0	0
Burglary-Breaking or Entering	8	8	0	0	0
Larceny-Theft (Except Motor Vehicle Theft)	8	8	0	0	0
Motor Vehicle Theft	2	2	0	0	0
Other Assaults (Return A-5e)	82	82	0	0	0
Forgery and Counterfeiting	1	1	0	0	0

	Arrest Data - 18 years of age and over Listed by Jurisdiction				
	Total	White	Black	Am. Indian or Alaskan Native	Asian or Pacific Islander
Fraud	4	4	0	0	0
Vandalism	15	14	1	0	0
Weapons: Carrying, Possessing, etc.	5	5	0	0	0
Sex Offenses (Except Forcible	1	1	0	0	0
Sale/Manufacturing: Opium or Cocaine	1	1	0	0	0
Sale/Manufacturing: Marijuana	2	2	0	0	0
Possession: Opium or Cocaine	1	1	0	0	0
Possession: Marijuana	11	10	0	0	1
Possession: Other Dang Non-Narcotic Drugs	2	2	0	0	0
Offenses Against Family and Children	1	1	0	0	0
Driving Under the Influence	24	24	0	0	0
Liquor Laws	2	2	0	0	0
Disorderly Conduct	18	18	0	0	0
All Other Offenses (Except Traffic)	115	113	2	0	0
TOTAL ARRESTS FOR TIVERTON	306	302	3	0	1
URI					
Aggravated Assault	1	1	0	0	0
Burglary-Breaking or Entering	2	2	0	0	0
Larceny-Theft (Except Motor Vehicle Theft)	3	1	2	0	0
Other Assaults (Return A-5e)	9	9	0	0	0
Stolen Property: Buying, Receiving,	4	2	2	0	0
Vandalism	5	4	1	0	0
Sale/Manufacturing: Marijuana	1	1	0	0	0
Possession: Marijuana	9	9	0	0	0
Driving Under the Influence	1	1	0	0	0
Liquor Laws	7	3	0	0	4
Disorderly Conduct	13	11	1	0	1
All Other Offenses (Except Traffic)	3	2	1	0	0
TOTAL ARRESTS FOR URI	58	46	7	0	5
WARREN					
Robbery	2	1	1	0	0
Aggravated Assault	10	10	0	0	0
Burglary-Breaking or Entering	6	5	1	0	0
Larceny-Theft (Except Motor Vehicle Theft)	24	20	4	0	0
Motor Vehicle Theft	1	1	0	0	0

Arrest Data - 18 years of age and over
Listed by Jurisdiction

	Total	White	Black	Am. Indian or Alaskan Native	Asian or Pacific Islander
Other Assaults (Return A-5e)	66	65	1	0	0
Forgery and Counterfeiting	1	1	0	0	0
Fraud	11	10	1	0	0
Embezzlement	3	3	0	0	0
Vandalism	10	10	0	0	0
Weapons: Carrying, Possessing, etc.	2	1	1	0	0
Sale/Manufacturing: Marijuana	2	2	0	0	0
Possession: Opium or Cocaine	4	4	0	0	0
Possession: Marijuana	19	18	1	0	0
Offenses Against Family and Children	2	2	0	0	0
Driving Under the Influence	28	27	1	0	0
Liquor Laws	3	2	1	0	0
Disorderly Conduct	38	35	3	0	0
All Other Offenses (Except Traffic)	170	156	14	0	0
TOTAL ARRESTS FOR WARREN	402	373	29	0	0
WARWICK					
Forcible Rape	6	5	0	0	1
Robbery	8	8	0	0	0
Aggravated Assault	41	37	3	0	1
Burglary-Breaking or Entering	27	25	2	0	0
Larceny-Theft (Except Motor Vehicle Theft)	457	353	91	0	13
Motor Vehicle Theft	21	16	5	0	0
Other Assaults (Return A-5e)	260	241	15	0	4
Arson	1	1	0	0	0
Forgery and Counterfeiting	4	3	1	0	0
Fraud	30	24	6	0	0
Embezzlement	22	22	0	0	0
Stolen Property: Buying, Receiving,	1	1	0	0	0
Vandalism	56	50	4	0	2
Weapons: Carrying, Possessing, etc.	22	20	2	0	0
Sex Offenses (Except Forcible	3	3	0	0	0
Sale/Manufacturing: Opium or Cocaine	13	7	5	0	1
Sale/Manufacturing: Marijuana	8	7	1	0	0
Sale/Manufacturing: Synthetic Narcotics	1	1	0	0	0
Sale/Manufacturing: Other Dang Non-Narcotic	5	5	0	0	0

Arrest Data - 18 years of age and over Listed by Jurisdiction	Am.				
	Total	White	Black	Indian or Alaskan Native	Asian or Pacific Islander
Possession: Opium or Cocaine	27	22	5	0	0
Possession: Marijuana	101	87	13	0	1
Possession: Other Dang Non-Narcotic Drugs	17	15	2	0	0
Gambling: Numbers/Lottery	2	1	1	0	0
Offenses Against Family and Children	6	4	2	0	0
Driving Under the Influence	355	339	10	0	6
Liquor Laws	8	8	0	0	0
Disorderly Conduct	128	115	11	0	2
All Other Offenses (Except Traffic)	828	721	96	2	9
TOTAL ARRESTS FOR WARWICK	2,458	2,141	275	2	40
WEST GREENWICH					
Larceny-Theft (Except Motor Vehicle Theft)	5	5	0	0	0
Motor Vehicle Theft	2	2	0	0	0
Other Assaults (Return A-5e)	24	23	1	0	0
Vandalism	7	7	0	0	0
Weapons: Carrying, Possessing, etc.	1	1	0	0	0
Possession: Marijuana	14	13	0	0	1
Driving Under the Influence	6	6	0	0	0
Drunkenness	5	5	0	0	0
Disorderly Conduct	9	9	0	0	0
All Other Offenses (Except Traffic)	53	53	0	0	0
TOTAL ARRESTS FOR WEST GREENWICH	126	124	1	0	1
WEST WARWICK					
Forcible Rape	1	1	0	0	0
Robbery	2	2	0	0	0
Aggravated Assault	25	23	2	0	0
Burglary-Breaking or Entering	18	18	0	0	0
Larceny-Theft (Except Motor Vehicle Theft)	39	38	1	0	0
Motor Vehicle Theft	1	1	0	0	0
Other Assaults (Return A-5e)	179	175	4	0	0
Forgery and Counterfeiting	2	2	0	0	0
Fraud	16	15	1	0	0
Embezzlement	3	2	0	0	1
Vandalism	26	26	0	0	0
Weapons: Carrying, Possessing, etc.	10	9	1	0	0
Prostitution and Commercialized Vice	2	2	0	0	0
Sex Offenses (Except Forcible	2	2	0	0	0

Arrest Data - 18 years of age and over
Listed by Jurisdiction

	Total	White	Black	Am. Indian or Alaskan Native	Asian or Pacific Islander
Sale/Manufacturing: Opium or Cocaine	6	5	1	0	0
Sale/Manufacturing: Marijuana	9	6	0	0	3
Sale/Manufacturing: Synthetic Narcotics	1	1	0	0	0
Possession: Opium or Cocaine	10	10	0	0	0
Possession: Marijuana	42	40	2	0	0
Possession: Other Dang Non-Narcotic Drugs	13	13	0	0	0
Offenses Against Family and Children	2	2	0	0	0
Driving Under the Influence	69	69	0	0	0
Liquor Laws	10	10	0	0	0
Disorderly Conduct	98	93	5	0	0
All Other Offenses (Except Traffic)	429	396	32	0	1
TOTAL ARRESTS FOR WEST WARWICK	1,015	961	49	0	5
WESTERLY					
Forcible Rape	1	1	0	0	0
Robbery	2	2	0	0	0
Aggravated Assault	4	4	0	0	0
Burglary-Breaking or Entering	9	9	0	0	0
Larceny-Theft (Except Motor Vehicle Theft)	41	31	10	0	0
Motor Vehicle Theft	3	3	0	0	0
Other Assaults (Return A-5e)	64	57	7	0	0
Forgery and Counterfeiting	1	1	0	0	0
Fraud	60	59	1	0	0
Embezzlement	4	4	0	0	0
Stolen Property: Buying, Receiving,	8	8	0	0	0
Vandalism	18	16	2	0	0
Weapons: Carrying, Possessing, etc.	9	9	0	0	0
Sex Offenses (Except Forcible	4	3	1	0	0
Sale/Manufacturing: Opium or Cocaine	4	4	0	0	0
Sale/Manufacturing: Marijuana	6	5	1	0	0
Sale/Manufacturing: Synthetic Narcotics	3	3	0	0	0
Sale/Manufacturing: Other Dang Non-Narcotic	1	1	0	0	0
Possession: Opium or Cocaine	19	19	0	0	0
Possession: Marijuana	91	81	9	0	1
Possession: Synthetic Narcotics	2	2	0	0	0
Possession: Other Dang Non-Narcotic Drugs	1	1	0	0	0
Offenses Against Family and Children	66	61	2	1	2
Driving Under the Influence	85	81	1	2	1

	Arrest Data - 18 years of age and over Listed by Jurisdiction				Asian or Pacific Islander
	Total	White	Black	Am. Indian or Alaskan Native	
Liquor Laws	65	65	0	0	0
Disorderly Conduct	118	113	5	0	0
All Other Offenses (Except Traffic)	255	238	14	2	1
Curfew and Loitering Law Violations	111	108	3	0	0
TOTAL ARRESTS FOR WESTERLY	1,055	989	56	5	5
WOONSOCKET					
Murder and Nonnegligent Manslaughter	2	1	1	0	0
Forcible Rape	15	12	3	0	0
Robbery	10	2	8	0	0
Aggravated Assault	52	42	7	0	3
Burglary-Breaking or Entering	41	36	4	0	1
Larceny-Theft (Except Motor Vehicle Theft)	105	91	13	0	1
Motor Vehicle Theft	9	5	3	0	1
Other Assaults (Return A-5e)	315	257	53	0	5
Arson	4	1	2	0	1
Forgery and Counterfeiting	3	3	0	0	0
Fraud	17	13	4	0	0
Embezzlement	10	9	1	0	0
Vandalism	77	67	9	0	1
Weapons: Carrying, Possessing, etc.	9	9	0	0	0
Prostitution and Commercialized Vice	4	4	0	0	0
Sex Offenses (Except Forcible	6	5	0	0	1
Sale/Manufacturing: Opium or Cocaine	26	20	6	0	0
Sale/Manufacturing: Marijuana	11	11	0	0	0
Sale/Manufacturing: Other Dang Non-Narcotic	1	1	0	0	0
Possession: Opium or Cocaine	70	56	13	0	1
Possession: Marijuana	77	59	15	0	3
Possession: Other Dang Non-Narcotic Drugs	4	4	0	0	0
Gambling: Numbers/Lottery	1	1	0	0	0
Offenses Against Family and Children	5	5	0	0	0
Driving Under the Influence	52	50	2	0	0
Liquor Laws	15	13	1	0	1
Disorderly Conduct	133	106	19	0	8
All Other Offenses (Except Traffic)	866	691	156	1	18
TOTAL ARRESTS FOR WOONSOCKET	1,940	1,574	320	1	45

Arrest Data - under 18 years of age Statewide Summary

	Total	White	Black	Am. Indian or Alaskan Native	Asian or Pacific Islander
Murder and Nonnegligent Manslaughter	7	2	1	0	4
Forcible Rape	23	16	6	0	1
Robbery	72	43	29	0	0
Aggravated Assault	186	145	36	0	5
Burglary-Breaking or Entering	319	265	51	0	3
Larceny-Theft (Except Motor Vehicle Theft)	1,075	788	248	3	36
Motor Vehicle Theft	163	101	51	1	10
Other Assaults (Return A-5e)	924	701	213	6	4
Arson	85	80	5	0	0
Forgery and Counterfeiting	3	2	0	0	1
Fraud	22	21	1	0	0
Embezzlement	7	7	0	0	0
Stolen Property: Buying, Receiving, Vandalism	51	36	14	1	0
Weapons: Carrying, Possessing, etc.	613	534	75	0	4
Prostitution and Commercialized Vice	152	120	25	2	5
Sex Offenses (Except Forcible)	2	1	1	0	0
Sale/Manufacturing: Opium or Cocaine	30	20	10	0	0
Sale/Manufacturing: Marijuana	38	27	9	0	2
Sale/Manufacturing: Synthetic Narcotics	59	44	14	0	1
Sale/Manufacturing: Other Dang	2	2	0	0	0
Possession: Opium or Cocaine	7	7	0	0	0
Possession: Marijuana	45	15	29	0	1
Possession: Synthetic Narcotics	511	452	55	0	4
Possession: Other Dang Non-Narcotic Drugs	2	2	0	0	0
Offenses Against Family and Children	11	9	1	0	1
Driving Under the Influence	461	317	131	2	11
Liquor Laws	28	26	1	0	1
Drunkenness	176	165	8	1	2
Disorderly Conduct	15	14	1	0	0
All Other Offenses (Except Traffic)	640	519	117	0	4
Suspicion	1,596	1,254	308	3	31
Curfew and Loitering Law Violations	128	103	21	3	1
Run-Aways	54	43	11	0	0
Grand Total	7,808	6,106	1,532	25	145

Arrest Data - under 18 years of age Listed by Jurisdiction

	Total	White	Black	Am. Indian or Alaskan Native	Asian or Pacific Islander
BARRINGTON					
Forcible Rape	1	1	0	0	0
Burglary-Breaking or Entering	2	2	0	0	0
Larceny-Theft (Except Motor Vehicle Theft)	5	5	0	0	0
Motor Vehicle Theft	1	1	0	0	0
Other Assaults (Return A-5e)	10	10	0	0	0
Arson	3	3	0	0	0
Vandalism	17	17	0	0	0
Weapons: Carrying, Possessing, etc.	3	2	1	0	0
Possession: Marijuana	6	6	0	0	0
Liquor Laws	16	16	0	0	0
Disorderly Conduct	7	7	0	0	0
All Other Offenses (Except Traffic)	20	19	1	0	0
Run-Aways	1	1	0	0	0
TOTAL ARRESTS FOR BARRINGTON	92	90	2	0	0
BRISTOL					
Aggravated Assault	2	2	0	0	0
Burglary-Breaking or Entering	6	6	0	0	0
Larceny-Theft (Except Motor Vehicle Theft)	6	5	1	0	0
Other Assaults (Return A-5e)	9	9	0	0	0
Arson	5	5	0	0	0
Stolen Property: Buying, Receiving,	1	1	0	0	0
Vandalism	7	7	0	0	0
Weapons: Carrying, Possessing, etc.	1	1	0	0	0
Possession: Marijuana	17	17	0	0	0
Offenses Against Family and Children	12	9	3	0	0
Driving Under the Influence	2	2	0	0	0
Liquor Laws	6	6	0	0	0
Disorderly Conduct	5	5	0	0	0
All Other Offenses (Except Traffic)	13	13	0	0	0
TOTAL ARRESTS FOR BRISTOL	92	88	4	0	0
BROWN UNIVERSITY					
Robbery	2	2	0	0	0
Vandalism	1	1	0	0	0
Suspicion	18	18	0	0	0
TOTAL ARRESTS FOR BROWN UNIVERSITY	21	21	0	0	0

Arrest Data - under 18 years of age
Listed by Jurisdiction

	Total	White	Black	Am. Indian or Alaskan Native	Asian or Pacific Islander
BURRILLVILLE					
Aggravated Assault	4	4	0	0	0
Burglary-Breaking or Entering	7	7	0	0	0
Larceny-Theft (Except Motor Vehicle Theft)	10	9	1	0	0
Motor Vehicle Theft	1	1	0	0	0
Other Assaults (Return A-5e)	13	12	1	0	0
Arson	1	1	0	0	0
Stolen Property: Buying, Receiving,	2	2	0	0	0
Vandalism	5	5	0	0	0
Weapons: Carrying, Possessing, etc.	1	1	0	0	0
Sex Offenses (Except Forcible	1	1	0	0	0
Sale/Manufacturing: Marijuana	1	1	0	0	0
Possession: Marijuana	13	13	0	0	0
Offenses Against Family and Children	2	2	0	0	0
Liquor Laws	1	1	0	0	0
Disorderly Conduct	13	13	0	0	0
All Other Offenses (Except Traffic)	27	25	2	0	0
TOTAL ARRESTS FOR BURRILLVILLE	102	98	4	0	0
CENTRAL FALLS					
Forcible Rape	1	1	0	0	0
Robbery	2	1	1	0	0
Aggravated Assault	4	4	0	0	0
Larceny-Theft (Except Motor Vehicle Theft)	11	7	4	0	0
Other Assaults (Return A-5e)	24	21	3	0	0
Vandalism	5	5	0	0	0
Sex Offenses (Except Forcible	2	2	0	0	0
Sale/Manufacturing: Opium or Cocaine	2	2	0	0	0
Sale/Manufacturing: Marijuana	2	2	0	0	0
Possession: Opium or Cocaine	2	2	0	0	0
Possession: Marijuana	8	6	2	0	0
Disorderly Conduct	27	20	7	0	0
All Other Offenses (Except Traffic)	82	62	20	0	0
Run-Aways	34	31	3	0	0
TOTAL ARRESTS FOR CENTRAL FALLS	206	166	40	0	0
CHARLESTOWN					
Aggravated Assault	1	1	0	0	0
Other Assaults (Return A-5e)	1	1	0	0	0
Vandalism	4	3	1	0	0

Arrest Data - under 18 years of age
Listed by Jurisdiction

	Total	White	Black	Am. Indian or Alaskan Native	Asian or Pacific Islander
Weapons: Carrying, Possessing, etc.	5	5	0	0	0
Possession: Marijuana	1	1	0	0	0
Disorderly Conduct	1	1	0	0	0
All Other Offenses (Except Traffic)	5	5	0	0	0
TOTAL ARRESTS FOR CHARLESTOWN	18	17	1	0	0
COVENTRY					
Forcible Rape	1	1	0	0	0
Robbery	2	2	0	0	0
Aggravated Assault	10	10	0	0	0
Burglary-Breaking or Entering	27	26	0	0	1
Larceny-Theft (Except Motor Vehicle Theft)	40	40	0	0	0
Motor Vehicle Theft	5	5	0	0	0
Other Assaults (Return A-5e)	37	36	1	0	0
Forgery and Counterfeiting	1	1	0	0	0
Fraud	3	3	0	0	0
Stolen Property: Buying, Receiving,	5	5	0	0	0
Vandalism	38	36	1	0	1
Weapons: Carrying, Possessing, etc.	8	8	0	0	0
Sex Offenses (Except Forcible	1	1	0	0	0
Sale/Manufacturing: Marijuana	3	3	0	0	0
Possession: Marijuana	23	23	0	0	0
Possession: Other Dang Non-Narcotic	1	1	0	0	0
Offenses Against Family and Children	37	37	0	0	0
Driving Under the Influence	3	3	0	0	0
Liquor Laws	2	2	0	0	0
Disorderly Conduct	50	50	0	0	0
All Other Offenses (Except Traffic)	59	59	0	0	0
Run-Aways	23	23	0	0	0
TOTAL ARRESTS FOR COVENTRY	379	375	2	0	2
CRANSTON					
Forcible Rape	2	2	0	0	0
Robbery	9	4	5	0	0
Aggravated Assault	8	7	1	0	0
Burglary-Breaking or Entering	12	10	2	0	0
Larceny-Theft (Except Motor Vehicle Theft)	57	34	17	0	6
Motor Vehicle Theft	3	1	1	0	1
Other Assaults (Return A-5e)	23	20	3	0	0

Arrest Data - under 18 years of age
Listed by Jurisdiction

	Total	White	Black	Am. Indian or Alaskan Native	Asian or Pacific Islander
Arson	3	3	0	0	0
Forgery and Counterfeiting	1	1	0	0	0
Stolen Property: Buying, Receiving,	6	5	1	0	0
Vandalism	50	43	6	0	1
Weapons: Carrying, Possessing, etc.	8	5	1	1	1
Sex Offenses (Except Forcible	1	0	1	0	0
Sale/Manufacturing: Opium or Cocaine	8	5	2	0	1
Sale/Manufacturing: Marijuana	1	1	0	0	0
Possession: Marijuana	6	6	0	0	0
Possession: Other Dang Non-Narcotic	1	0	0	0	1
Offenses Against Family and Children	1	1	0	0	0
Liquor Laws	4	4	0	0	0
Disorderly Conduct	29	21	7	0	1
All Other Offenses (Except Traffic)	52	42	4	0	6
Suspicion	105	83	21	0	1
TOTAL ARRESTS FOR CRANSTON	390	298	72	1	19
CUMBERLAND					
Forcible Rape	1	1	0	0	0
Robbery	1	1	0	0	0
Aggravated Assault	2	2	0	0	0
Burglary-Breaking or Entering	4	4	0	0	0
Larceny-Theft (Except Motor Vehicle Theft)	19	18	1	0	0
Other Assaults (Return A-5e)	17	17	0	0	0
Arson	4	4	0	0	0
Vandalism	30	30	0	0	0
Weapons: Carrying, Possessing, etc.	1	1	0	0	0
Possession: Marijuana	14	13	1	0	0
Liquor Laws	10	10	0	0	0
Disorderly Conduct	14	14	0	0	0
All Other Offenses (Except Traffic)	34	33	1	0	0
Run-Aways	24	24	0	0	0
TOTAL ARRESTS FOR CUMBERLAND	175	172	3	0	0
DEM					
Larceny-Theft (Except Motor Vehicle Theft)	1	1	0	0	0
Motor Vehicle Theft	1	1	0	0	0
Other Assaults (Return A-5e)	1	1	0	0	0
Sex Offenses (Except Forcible	1	0	1	0	0

Arrest Data - under 18 years of age
Listed by Jurisdiction

	Total	White	Black	Am. Indian or Alaskan Native	Asian or Pacific Islander
Sale/Manufacturing: Marijuana	1	1	0	0	0
Possession: Marijuana	1	1	0	0	0
Disorderly Conduct	1	1	0	0	0
All Other Offenses (Except Traffic)	3	3	0	0	0
TOTAL ARRESTS FOR DEM	10	9	1	0	0
EAST GREENWICH					
Aggravated Assault	4	4	0	0	0
Burglary-Breaking or Entering	1	1	0	0	0
Larceny-Theft (Except Motor Vehicle Theft)	5	5	0	0	0
Other Assaults (Return A-5e)	7	6	1	0	0
Fraud	2	2	0	0	0
Vandalism	7	7	0	0	0
Possession: Marijuana	5	5	0	0	0
Liquor Laws	5	5	0	0	0
Disorderly Conduct	5	5	0	0	0
All Other Offenses (Except Traffic)	34	28	3	1	2
Run-Aways	7	6	1	0	0
TOTAL ARRESTS FOR EAST GREENWICH	82	74	5	1	2
EAST PROVIDENCE					
Forcible Rape	3	1	2	0	0
Aggravated Assault	12	5	7	0	0
Burglary-Breaking or Entering	25	22	3	0	0
Larceny-Theft (Except Motor Vehicle Theft)	34	23	11	0	0
Motor Vehicle Theft	1	1	0	0	0
Other Assaults (Return A-5e)	19	16	3	0	0
Arson	2	1	1	0	0
Vandalism	18	10	7	0	1
Weapons: Carrying, Possessing, etc.	4	2	2	0	0
Sex Offenses (Except Forcible	2	2	0	0	0
Sale/Manufacturing: Marijuana	1	1	0	0	0
Possession: Marijuana	14	11	2	0	1
Offenses Against Family and Children	76	51	25	0	0
Liquor Laws	8	5	3	0	0
Disorderly Conduct	21	12	9	0	0
All Other Offenses (Except Traffic)	75	53	22	0	0
Run-Aways	1	0	1	0	0
TOTAL ARRESTS FOR EAST PROVIDENCE	316	216	98	0	2

Arrest Data - under 18 years of age
Listed by Jurisdiction

	Total	White	Black	Am. Indian or Alaskan Native	Asian or Pacific Islander
FOSTER					
Burglary-Breaking or Entering	3	3	0	0	0
Vandalism	3	3	0	0	0
Possession: Marijuana	4	4	0	0	0
Offenses Against Family and Children	1	1	0	0	0
Drunkenness	1	1	0	0	0
Disorderly Conduct	4	4	0	0	0
All Other Offenses (Except Traffic)	2	2	0	0	0
TOTAL ARRESTS FOR FOSTER	18	18	0	0	0
GLOCESTER					
Aggravated Assault	4	4	0	0	0
Burglary-Breaking or Entering	6	6	0	0	0
Larceny-Theft (Except Motor Vehicle Theft)	3	3	0	0	0
Other Assaults (Return A-5e)	11	11	0	0	0
Arson	4	4	0	0	0
Vandalism	17	17	0	0	0
Weapons: Carrying, Possessing, etc.	3	3	0	0	0
Sale/Manufacturing: Marijuana	1	1	0	0	0
Possession: Marijuana	7	7	0	0	0
Liquor Laws	8	8	0	0	0
Disorderly Conduct	8	8	0	0	0
All Other Offenses (Except Traffic)	83	80	2	0	1
Run-Aways	2	2	0	0	0
TOTAL ARRESTS FOR GLOCESTER	157	154	2	0	1
HOPKINTON					
Aggravated Assault	1	1	0	0	0
Burglary-Breaking or Entering	2	2	0	0	0
Larceny-Theft (Except Motor Vehicle Theft)	8	8	0	0	0
Motor Vehicle Theft	1	1	0	0	0
Other Assaults (Return A-5e)	2	1	0	1	0
Vandalism	3	3	0	0	0
Sex Offenses (Except Forcible	1	1	0	0	0
Sale/Manufacturing: Synthetic Narcotics	1	1	0	0	0
Possession: Marijuana	17	16	1	0	0
Possession: Other Dang Non-Narcotic	1	1	0	0	0
Liquor Laws	6	6	0	0	0

Arrest Data - under 18 years of age
Listed by Jurisdiction

	Total	White	Black	Am. Indian or Alaskan Native	Asian or Pacific Islander
Disorderly Conduct	9	8	1	0	0
All Other Offenses (Except Traffic)	16	16	0	0	0
Run-Aways	3	3	0	0	0
TOTAL ARRESTS FOR HOPKINTON	71	68	2	1	0
JAMESTOWN					
Other Assaults (Return A-5e)	3	3	0	0	0
Vandalism	2	2	0	0	0
Offenses Against Family and Children	2	2	0	0	0
Liquor Laws	1	1	0	0	0
All Other Offenses (Except Traffic)	8	8	0	0	0
TOTAL ARRESTS FOR JAMESTOWN	16	16	0	0	0
JOHNSTON					
Aggravated Assault	9	9	0	0	0
Burglary-Breaking or Entering	7	7	0	0	0
Larceny-Theft (Except Motor Vehicle Theft)	9	5	4	0	0
Other Assaults (Return A-5e)	36	34	2	0	0
Arson	2	2	0	0	0
Stolen Property: Buying, Receiving,	3	3	0	0	0
Vandalism	15	10	5	0	0
Weapons: Carrying, Possessing, etc.	4	4	0	0	0
Sex Offenses (Except Forcible	1	1	0	0	0
Possession: Opium or Cocaine	1	1	0	0	0
Possession: Marijuana	8	8	0	0	0
Offenses Against Family and Children	2	2	0	0	0
Disorderly Conduct	13	12	1	0	0
All Other Offenses (Except Traffic)	17	16	0	0	1
Run-Aways	1	1	0	0	0
TOTAL ARRESTS FOR JOHNSTON	128	115	12	0	1
LINCOLN					
Robbery	4	4	0	0	0
Aggravated Assault	1	0	1	0	0
Burglary-Breaking or Entering	11	11	0	0	0
Larceny-Theft (Except Motor Vehicle Theft)	21	19	1	0	1
Motor Vehicle Theft	1	1	0	0	0
Other Assaults (Return A-5e)	26	21	4	0	1
Stolen Property: Buying, Receiving,	1	1	0	0	0
Vandalism	16	14	2	0	0

Arrest Data - under 18 years of age
Listed by Jurisdiction

	Total	White	Black	Am. Indian or Alaskan Native	Asian or Pacific Islander
Weapons: Carrying, Possessing, etc.	7	7	0	0	0
Possession: Marijuana	16	16	0	0	0
Possession: Synthetic Narcotics	1	1	0	0	0
Liquor Laws	6	6	0	0	0
Disorderly Conduct	9	8	1	0	0
All Other Offenses (Except Traffic)	45	36	8	0	1
Curfew and Loitering Law Violations	4	4	0	0	0
Run-Aways	7	4	2	0	1
TOTAL ARRESTS FOR LINCOLN	176	153	19	0	4
LITTLE COMPTON					
Aggravated Assault	1	1	0	0	0
Burglary-Breaking or Entering	2	2	0	0	0
Arson	2	2	0	0	0
Vandalism	1	1	0	0	0
Possession: Marijuana	5	5	0	0	0
All Other Offenses (Except Traffic)	4	4	0	0	0
TOTAL ARRESTS FOR LITTLE COMPTON	15	15	0	0	0
MIDDLETOWN					
Burglary-Breaking or Entering	5	5	0	0	0
Larceny-Theft (Except Motor Vehicle Theft)	17	13	4	0	0
Other Assaults (Return A-5e)	24	20	4	0	0
Fraud	1	1	0	0	0
Vandalism	7	6	1	0	0
Weapons: Carrying, Possessing, etc.	1	0	1	0	0
Sale/Manufacturing: Marijuana	3	3	0	0	0
Possession: Marijuana	17	16	1	0	0
Offenses Against Family and Children	2	1	1	0	0
Driving Under the Influence	1	1	0	0	0
Liquor Laws	5	4	1	0	0
Disorderly Conduct	10	7	3	0	0
All Other Offenses (Except Traffic)	38	27	10	0	1
Run-Aways	5	4	1	0	0
TOTAL ARRESTS FOR MIDDLETOWN	136	108	27	0	1
NARRAGANSETT					
Aggravated Assault	1	1	0	0	0
Burglary-Breaking or Entering	12	9	3	0	0
Larceny-Theft (Except Motor Vehicle Theft)	5	5	0	0	0

Arrest Data - under 18 years of age
Listed by Jurisdiction

	Total	White	Black	Am. Indian or Alaskan Native	Asian or Pacific Islander
Other Assaults (Return A-5e)	16	12	4	0	0
Arson	5	5	0	0	0
Stolen Property: Buying, Receiving,	4	3	1	0	0
Vandalism	7	7	0	0	0
Weapons: Carrying, Possessing, etc.	1	0	1	0	0
Sale/Manufacturing: Marijuana	1	0	1	0	0
Possession: Opium or Cocaine	2	2	0	0	0
Possession: Marijuana	10	9	1	0	0
Offenses Against Family and Children	10	10	0	0	0
Liquor Laws	4	3	1	0	0
Disorderly Conduct	20	19	1	0	0
All Other Offenses (Except Traffic)	13	12	1	0	0
TOTAL ARRESTS FOR NARRAGANSETT	111	97	14	0	0
NARRAGANSETT TRIBAL					
Other Assaults (Return A-5e)	1	0	0	1	0
Sale/Manufacturing: Opium or Cocaine	1	1	0	0	0
Suspicion	4	1	0	3	0
Run-Aways	4	1	0	3	0
TOTAL ARRESTS FOR NARRAGANSETT	10	3	0	7	0
NEW SHOREHAM					
Larceny-Theft (Except Motor Vehicle Theft)	1	1	0	0	0
Sale/Manufacturing: Marijuana	1	1	0	0	0
Liquor Laws	9	9	0	0	0
Disorderly Conduct	1	1	0	0	0
TOTAL ARRESTS FOR NEW SHOREHAM	12	12	0	0	0
NEWPORT					
Forcible Rape	1	1	0	0	0
Robbery	3	1	2	0	0
Aggravated Assault	9	5	4	0	0
Burglary-Breaking or Entering	17	8	9	0	0
Larceny-Theft (Except Motor Vehicle Theft)	104	51	50	1	2
Motor Vehicle Theft	4	4	0	0	0
Other Assaults (Return A-5e)	92	59	33	0	0
Arson	2	1	1	0	0
Fraud	3	3	0	0	0
Embezzlement	1	1	0	0	0
Stolen Property: Buying, Receiving,	4	2	2	0	0

Arrest Data - under 18 years of age
Listed by Jurisdiction

	Total	White	Black	Am. Indian or Alaskan Native	Asian or Pacific Islander
Vandalism	30	22	8	0	0
Weapons: Carrying, Possessing, etc.	7	7	0	0	0
Sex Offenses (Except Forcible	2	1	1	0	0
Sale/Manufacturing: Opium or Cocaine	2	2	0	0	0
Sale/Manufacturing: Marijuana	5	1	4	0	0
Sale/Manufacturing: Synthetic Narcotics	1	1	0	0	0
Possession: Opium or Cocaine	2	1	1	0	0
Possession: Marijuana	19	13	4	0	2
Driving Under the Influence	2	2	0	0	0
Liquor Laws	19	18	0	1	0
Disorderly Conduct	22	13	9	0	0
All Other Offenses (Except Traffic)	94	61	31	1	1
Run-Aways	21	18	3	0	0
TOTAL ARRESTS FOR NEWPORT	466	296	162	3	5
NORTH KINGSTOWN					
Forcible Rape	1	0	0	0	1
Robbery	1	0	1	0	0
Aggravated Assault	2	2	0	0	0
Burglary-Breaking or Entering	10	10	0	0	0
Larceny-Theft (Except Motor Vehicle Theft)	17	15	2	0	0
Motor Vehicle Theft	1	1	0	0	0
Other Assaults (Return A-5e)	11	11	0	0	0
Arson	3	3	0	0	0
Fraud	1	1	0	0	0
Embezzlement	1	1	0	0	0
Stolen Property: Buying, Receiving,	2	2	0	0	0
Vandalism	16	15	1	0	0
Weapons: Carrying, Possessing, etc.	2	2	0	0	0
Sale/Manufacturing: Marijuana	9	8	0	0	1
Sale/Manufacturing: Other Dang	2	2	0	0	0
Possession: Marijuana	4	2	2	0	0
Driving Under the Influence	2	2	0	0	0
Liquor Laws	3	3	0	0	0
Drunkenness	13	12	1	0	0
Disorderly Conduct	16	16	0	0	0
All Other Offenses (Except Traffic)	11	11	0	0	0
Run-Aways	2	1	1	0	0
TOTAL ARRESTS FOR NORTH KINGSTOWN	130	120	8	0	2

Arrest Data - under 18 years of age
Listed by Jurisdiction

	Total	White	Black	Am. Indian or Alaskan Native	Asian or Pacific Islander
NORTH PROVIDENCE					
Robbery	4	1	3	0	0
Aggravated Assault	2	2	0	0	0
Burglary-Breaking or Entering	7	7	0	0	0
Larceny-Theft (Except Motor Vehicle Theft)	14	9	5	0	0
Motor Vehicle Theft	3	3	0	0	0
Other Assaults (Return A-5e)	24	21	3	0	0
Arson	1	1	0	0	0
Stolen Property: Buying, Receiving,	1	0	1	0	0
Vandalism	4	1	3	0	0
Weapons: Carrying, Possessing, etc.	2	2	0	0	0
Sex Offenses (Except Forcible	2	1	1	0	0
Possession: Marijuana	9	9	0	0	0
Offenses Against Family and Children	9	6	3	0	0
Disorderly Conduct	14	13	1	0	0
All Other Offenses (Except Traffic)	57	41	16	0	0
TOTAL ARRESTS FOR NORTH PROVIDENCE	153	117	36	0	0
NORTH SMITHFIELD					
Aggravated Assault	2	2	0	0	0
Larceny-Theft (Except Motor Vehicle Theft)	13	12	1	0	0
Motor Vehicle Theft	2	2	0	0	0
Other Assaults (Return A-5e)	16	10	6	0	0
Vandalism	14	13	1	0	0
Weapons: Carrying, Possessing, etc.	2	2	0	0	0
Possession: Marijuana	3	3	0	0	0
Offenses Against Family and Children	1	1	0	0	0
Driving Under the Influence	1	1	0	0	0
Disorderly Conduct	3	3	0	0	0
All Other Offenses (Except Traffic)	14	14	0	0	0
Run-Aways	2	1	1	0	0
TOTAL ARRESTS FOR NORTH SMITHFIELD	73	64	9	0	0
PAWTUCKET					
Forcible Rape	1	1	0	0	0
Robbery	11	9	2	0	0
Aggravated Assault	26	19	7	0	0
Burglary-Breaking or Entering	32	19	13	0	0

Arrest Data - under 18 years of age
Listed by Jurisdiction

	Total	White	Black	Am. Indian or Alaskan Native	Asian or Pacific Islander
Larceny-Theft (Except Motor Vehicle Theft)	59	43	15	0	1
Motor Vehicle Theft	21	14	6	0	1
Other Assaults (Return A-5e)	39	25	14	0	0
Arson	3	3	0	0	0
Fraud	1	0	1	0	0
Stolen Property: Buying, Receiving, Vandalism	1	0	1	0	0
41	31	10	0	0	
Weapons: Carrying, Possessing, etc.	16	12	4	0	0
Sex Offenses (Except Forcible	3	2	1	0	0
Sale/Manufacturing: Opium or Cocaine	1	1	0	0	0
Sale/Manufacturing: Marijuana	2	2	0	0	0
Possession: Opium or Cocaine	5	1	4	0	0
Possession: Marijuana	41	28	13	0	0
Possession: Other Dang Non-Narcotic	3	2	1	0	0
Offenses Against Family and Children	25	21	3	0	1
Liquor Laws	2	1	1	0	0
Disorderly Conduct	52	32	20	0	0
All Other Offenses (Except Traffic)	146	96	46	0	4
Curfew and Loitering Law Violations	26	19	7	0	0
Run-Aways	1	1	0	0	0
TOTAL ARRESTS FOR PAWTUCKET	558	382	169	0	7
PORTSMOUTH					
Forcible Rape	1	1	0	0	0
Aggravated Assault	5	4	1	0	0
Burglary-Breaking or Entering	13	13	0	0	0
Larceny-Theft (Except Motor Vehicle Theft)	14	12	2	0	0
Other Assaults (Return A-5e)	51	38	13	0	0
Arson	7	5	2	0	0
Embezzlement	1	1	0	0	0
Stolen Property: Buying, Receiving, Vandalism	2	2	0	0	0
32	26	6	0	0	
Weapons: Carrying, Possessing, etc.	2	2	0	0	0
Sex Offenses (Except Forcible	1	1	0	0	0
Possession: Marijuana	21	18	3	0	0
Offenses Against Family and Children	18	16	2	0	0
Liquor Laws	21	21	0	0	0
Drunkenness	1	1	0	0	0

Arrest Data - under 18 years of age
Listed by Jurisdiction

	Total	White	Black	Am. Indian or Alaskan Native	Asian or Pacific Islander
Disorderly Conduct	7	6	1	0	0
All Other Offenses (Except Traffic)	47	43	4	0	0
Run-Aways	154	97	45	0	12
TOTAL ARRESTS FOR PORTSMOUTH	398	307	79	0	12
PROVIDENCE					
Murder and Nonnegligent Manslaughter	7	2	1	0	4
Forcible Rape	2	0	2	0	0
Robbery	13	3	10	0	0
Aggravated Assault	22	8	9	0	5
Burglary-Breaking or Entering	27	11	14	0	2
Larceny-Theft (Except Motor Vehicle Theft)	97	47	42	1	7
Motor Vehicle Theft	76	32	36	1	7
Other Assaults (Return A-5e)	149	64	82	2	1
Arson	3	2	1	0	0
Stolen Property: Buying, Receiving,	15	6	8	1	0
Vandalism	38	18	19	0	1
Weapons: Carrying, Possessing, etc.	33	18	11	1	3
Prostitution and Commercialized Vice	1	0	1	0	0
Sex Offenses (Except Forcible	6	2	4	0	0
Sale/Manufacturing: Opium or Cocaine	16	9	6	0	1
Sale/Manufacturing: Marijuana	12	5	7	0	0
Possession: Opium or Cocaine	24	6	18	0	0
Possession: Marijuana	31	20	11	0	0
Possession: Synthetic Narcotics	1	1	0	0	0
Offenses Against Family and Children	233	130	91	2	10
Liquor Laws	1	0	0	0	1
Disorderly Conduct	89	47	40	0	2
All Other Offenses (Except Traffic)	198	110	81	0	7
Suspicion	1	1	0	0	0
Curfew and Loitering Law Violations	6	3	3	0	0
Run-Aways	2	1	1	0	0
TOTAL ARRESTS FOR PROVIDENCE	1,10	546	498	8	51
RICHMOND					
Aggravated Assault	1	1	0	0	0
Burglary-Breaking or Entering	2	2	0	0	0
Larceny-Theft (Except Motor Vehicle Theft)	8	7	0	1	0
Other Assaults (Return A-5e)	9	9	0	0	0

Arrest Data - under 18 years of age
Listed by Jurisdiction

	Total	White	Black	Am. Indian or Alaskan Native	Asian or Pacific Islander
Arson	1	1	0	0	0
Sale/Manufacturing: Marijuana	3	3	0	0	0
Possession: Marijuana	8	8	0	0	0
Offenses Against Family and Children	1	1	0	0	0
Liquor Laws	2	2	0	0	0
Disorderly Conduct	10	9	1	0	0
All Other Offenses (Except Traffic)	1	1	0	0	0
TOTAL ARRESTS FOR RICHMOND	46	44	1	1	0
SCITUATE					
Burglary-Breaking or Entering	4	4	0	0	0
Larceny-Theft (Except Motor Vehicle Theft)	9	9	0	0	0
Other Assaults (Return A-5e)	6	6	0	0	0
Arson	2	2	0	0	0
Stolen Property: Buying, Receiving,	1	1	0	0	0
Vandalism	4	4	0	0	0
Weapons: Carrying, Possessing, etc.	2	2	0	0	0
Possession: Marijuana	1	1	0	0	0
Liquor Laws	2	2	0	0	0
Disorderly Conduct	3	3	0	0	0
All Other Offenses (Except Traffic)	9	9	0	0	0
TOTAL ARRESTS FOR SCITUATE	43	43	0	0	0
SMITHFIELD					
Forcible Rape	1	1	0	0	0
Robbery	1	0	1	0	0
Aggravated Assault	4	4	0	0	0
Burglary-Breaking or Entering	5	5	0	0	0
Larceny-Theft (Except Motor Vehicle Theft)	9	8	1	0	0
Motor Vehicle Theft	1	0	1	0	0
Other Assaults (Return A-5e)	14	13	1	0	0
Arson	4	4	0	0	0
Forgery and Counterfeiting	1	0	0	0	1
Vandalism	15	15	0	0	0
Weapons: Carrying, Possessing, etc.	1	1	0	0	0
Sale/Manufacturing: Marijuana	2	2	0	0	0
Possession: Marijuana	13	13	0	0	0
Driving Under the Influence	1	1	0	0	0
Liquor Laws	2	2	0	0	0

Arrest Data - under 18 years of age
Listed by Jurisdiction

	Total	White	Black	Am. Indian or Alaskan Native	Asian or Pacific Islander
Disorderly Conduct	7	7	0	0	0
All Other Offenses (Except Traffic)	38	38	0	0	0
Run-Aways	3	2	1	0	0
TOTAL ARRESTS FOR SMITHFIELD	122	116	5	0	1
SOUTH KINGSTOWN					
Robbery	1	0	1	0	0
Burglary-Breaking or Entering	4	2	2	0	0
Larceny-Theft (Except Motor Vehicle Theft)	18	10	8	0	0
Other Assaults (Return A-5e)	17	12	3	2	0
Arson	2	2	0	0	0
Vandalism	3	3	0	0	0
Weapons: Carrying, Possessing, etc.	1	0	1	0	0
Sale/Manufacturing: Marijuana	2	2	0	0	0
Possession: Marijuana	16	15	1	0	0
Driving Under the Influence	2	2	0	0	0
Liquor Laws	2	1	1	0	0
Disorderly Conduct	4	3	1	0	0
All Other Offenses (Except Traffic)	19	11	8	0	0
Curfew and Loitering Law Violations	1	0	1	0	0
TOTAL ARRESTS FOR SOUTH KINGSTOWN	92	63	27	2	0
SP CHEPACHET					
Larceny-Theft (Except Motor Vehicle Theft)	1	1	0	0	0
Motor Vehicle Theft	1	0	1	0	0
Other Assaults (Return A-5e)	18	12	5	0	1
Vandalism	3	3	0	0	0
Disorderly Conduct	1	1	0	0	0
All Other Offenses (Except Traffic)	10	9	1	0	0
TOTAL ARRESTS FOR SP CHEPACHET	34	26	7	0	1
SP HEADQUARTERS					
Larceny-Theft (Except Motor Vehicle Theft)	2	2	0	0	0
Motor Vehicle Theft	1	1	0	0	0
Other Assaults (Return A-5e)	6	5	1	0	0
Sale/Manufacturing: Opium or Cocaine	1	1	0	0	0
Possession: Opium or Cocaine	2	0	2	0	0
Possession: Marijuana	1	0	1	0	0
Disorderly Conduct	1	1	0	0	0
All Other Offenses (Except Traffic)	27	19	7	0	1
TOTAL ARRESTS FOR SP HEADQUARTERS	41	29	11	0	1

Arrest Data - under 18 years of age
Listed by Jurisdiction

	Total	White	Black	Am. Indian or Alaskan Native	Asian or Pacific Islander
SP HOPE VALLEY					
Forcible Rape	1	1	0	0	0
Robbery	1	1	0	0	0
Aggravated Assault	7	6	1	0	0
Burglary-Breaking or Entering	2	2	0	0	0
Larceny-Theft (Except Motor Vehicle Theft)	6	6	0	0	0
Motor Vehicle Theft	3	3	0	0	0
Other Assaults (Return A-5e)	9	8	1	0	0
Arson	2	2	0	0	0
Fraud	3	3	0	0	0
Vandalism	11	10	1	0	0
Weapons: Carrying, Possessing, etc.	1	1	0	0	0
Sale/Manufacturing: Other Dang	1	1	0	0	0
Possession: Opium or Cocaine	1	1	0	0	0
Possession: Marijuana	4	3	1	0	0
Offenses Against Family and Children	1	1	0	0	0
Disorderly Conduct	3	2	1	0	0
All Other Offenses (Except Traffic)	14	13	1	0	0
TOTAL ARRESTS FOR SP HOPE VALLEY	70	64	6	0	0
SP LINCOLN					
Motor Vehicle Theft	5	3	2	0	0
Other Assaults (Return A-5e)	1	1	0	0	0
Vandalism	3	3	0	0	0
Sale/Manufacturing: Opium or Cocaine	1	0	1	0	0
Possession: Opium or Cocaine	2	1	1	0	0
Possession: Marijuana	1	1	0	0	0
Disorderly Conduct	5	5	0	0	0
All Other Offenses (Except Traffic)	17	8	9	0	0
TOTAL ARRESTS FOR SP LINCOLN	35	22	13	0	0
SP PORTSMOUTH					
Vandalism	1	1	0	0	0
Possession: Marijuana	2	2	0	0	0
All Other Offenses (Except Traffic)	3	3	0	0	0
TOTAL ARRESTS FOR SP PORTSMOUTH	6	6	0	0	0

Arrest Data - under 18 years of age
Listed by Jurisdiction

	Total	White	Black	Am. Indian or Alaskan Native	Asian or Pacific Islander
SP WICKFORD					
Motor Vehicle Theft	1	1	0	0	0
Vandalism	5	5	0	0	0
Possession: Marijuana	2	2	0	0	0
Driving Under the Influence	1	1	0	0	0
Disorderly Conduct	1	1	0	0	0
All Other Offenses (Except Traffic)	5	4	0	1	0
Curfew and Loitering Law Violations	1	1	0	0	0
TOTAL ARRESTS FOR SP WICKFORD	16	15	0	1	0
TIVERTON					
Forcible Rape	1	1	0	0	0
Robbery	1	1	0	0	0
Aggravated Assault	1	1	0	0	0
Burglary-Breaking or Entering	6	6	0	0	0
Larceny-Theft (Except Motor Vehicle Theft)	7	6	1	0	0
Motor Vehicle Theft	1	1	0	0	0
Other Assaults (Return A-5e)	5	5	0	0	0
Fraud	1	1	0	0	0
Vandalism	9	9	0	0	0
Weapons: Carrying, Possessing, etc.	1	1	0	0	0
Sale/Manufacturing: Other Dang	1	1	0	0	0
Possession: Marijuana	9	9	0	0	0
Possession: Other Dang Non-Narcotic	1	1	0	0	0
Offenses Against Family and Children	5	5	0	0	0
Liquor Laws	5	5	0	0	0
Disorderly Conduct	8	8	0	0	0
All Other Offenses (Except Traffic)	21	21	0	0	0
Run-Aways	1	1	0	0	0
TOTAL ARRESTS FOR TIVERTON	84	83	1	0	0
URI					
Possession: Marijuana	1	1	0	0	0
All Other Offenses (Except Traffic)	1	1	0	0	0
TOTAL ARRESTS FOR URI	2	2	0	0	0
WARREN					
Forcible Rape	1	1	0	0	0
Robbery	1	1	0	0	0
Aggravated Assault	1	1	0	0	0
Burglary-Breaking or Entering	4	3	1	0	0
Larceny-Theft (Except Motor Vehicle Theft)	11	11	0	0	0

Arrest Data - under 18 years of age
Listed by Jurisdiction

	Total	White	Black	Am. Indian or Alaskan Native	Asian or Pacific Islander
Other Assaults (Return A-5e)	18	17	1	0	0
Arson	2	2	0	0	0
Embezzlement	1	1	0	0	0
Vandalism	18	18	0	0	0
Possession: Marijuana	10	7	3	0	0
Disorderly Conduct	7	7	0	0	0
All Other Offenses (Except Traffic)	21	19	2	0	0
TOTAL ARRESTS FOR WARREN	95	88	7	0	0
WARWICK					
Robbery	3	1	2	0	0
Aggravated Assault	8	8	0	0	0
Burglary-Breaking or Entering	16	14	2	0	0
Larceny-Theft (Except Motor Vehicle Theft)	320	240	67	0	13
Motor Vehicle Theft	20	17	3	0	0
Other Assaults (Return A-5e)	51	48	3	0	0
Arson	7	7	0	0	0
Fraud	3	3	0	0	0
Embezzlement	3	3	0	0	0
Vandalism	32	31	1	0	0
Weapons: Carrying, Possessing, etc.	14	13	1	0	0
Sex Offenses (Except Forcible	1	1	0	0	0
Sale/Manufacturing: Marijuana	3	3	0	0	0
Sale/Manufacturing: Other Dang	1	1	0	0	0
Possession: Opium or Cocaine	1	0	1	0	0
Possession: Marijuana	44	42	1	0	1
Driving Under the Influence	11	10	1	0	0
Liquor Laws	5	5	0	0	0
Disorderly Conduct	34	31	3	0	0
All Other Offenses (Except Traffic)	78	68	8	0	2
Curfew and Loitering Law Violations	1	1	0	0	0
TOTAL ARRESTS FOR WARWICK	656	547	93	0	16
WEST GREENWICH					
Larceny-Theft (Except Motor Vehicle Theft)	4	4	0	0	0
Motor Vehicle Theft	1	1	0	0	0
Other Assaults (Return A-5e)	4	4	0	0	0
Vandalism	1	1	0	0	0
Possession: Marijuana	14	14	0	0	0

Arrest Data - under 18 years of age
Listed by Jurisdiction

	Total	White	Black	Am. Indian or Alaskan Native	Asian or Pacific Islander
Disorderly Conduct	9	9	0	0	0
All Other Offenses (Except Traffic)	22	22	0	0	0
Run-Aways	3	3	0	0	0
TOTAL ARRESTS FOR WEST GREENWICH	58	58	0	0	0
WEST WARWICK					
Aggravated Assault	10	10	0	0	0
Burglary-Breaking or Entering	2	2	0	0	0
Larceny-Theft (Except Motor Vehicle Theft)	21	20	1	0	0
Other Assaults (Return A-5e)	52	47	5	0	0
Arson	10	10	0	0	0
Fraud	2	2	0	0	0
Vandalism	34	34	0	0	0
Weapons: Carrying, Possessing, etc.	4	4	0	0	0
Prostitution and Commercialized Vice	1	1	0	0	0
Sex Offenses (Except Forcible	1	1	0	0	0
Sale/Manufacturing: Marijuana	1	1	0	0	0
Possession: Marijuana	10	10	0	0	0
Possession: Other Dang Non-Narcotic	2	2	0	0	0
Offenses Against Family and Children	1	1	0	0	0
Driving Under the Influence	1	0	0	0	1
Liquor Laws	7	6	1	0	0
Disorderly Conduct	49	46	2	0	1
All Other Offenses (Except Traffic)	33	29	4	0	0
Curfew and Loitering Law Violations	1	1	0	0	0
TOTAL ARRESTS FOR WEST WARWICK	242	227	13	0	2
WESTERLY					
Aggravated Assault	1	1	0	0	0
Burglary-Breaking or Entering	3	3	0	0	0
Larceny-Theft (Except Motor Vehicle Theft)	22	22	0	0	0
Motor Vehicle Theft	2	2	0	0	0
Other Assaults (Return A-5e)	5	4	1	0	0
Arson	3	3	0	0	0
Fraud	2	2	0	0	0
Stolen Property: Buying, Receiving,	2	2	0	0	0
Vandalism	19	19	0	0	0
Weapons: Carrying, Possessing, etc.	1	0	1	0	0
Sale/Manufacturing: Opium or Cocaine	1	1	0	0	0

Arrest Data - under 18 years of age
Listed by Jurisdiction

	Total	White	Black	Am. Indian or Alaskan Native	Asian or Pacific Islander
Sale/Manufacturing: Marijuana	1	1	0	0	0
Sale/Manufacturing: Other Dang	1	1	0	0	0
Possession: Marijuana	39	36	3	0	0
Possession: Other Dang Non-Narcotic	1	1	0	0	0
Offenses Against Family and Children	1	1	0	0	0
Liquor Laws	9	9	0	0	0
Disorderly Conduct	13	13	0	0	0
All Other Offenses (Except Traffic)	15	15	0	0	0
Curfew and Loitering Law Violations	14	14	0	0	0
TOTAL ARRESTS FOR WESTERLY	155	150	5	0	0
WOONSOCKET					
Forcible Rape	4	2	2	0	0
Robbery	12	11	1	0	0
Aggravated Assault	21	16	5	0	0
Burglary-Breaking or Entering	33	31	2	0	0
Larceny-Theft (Except Motor Vehicle Theft)	67	52	9	0	6
Motor Vehicle Theft	6	4	1	0	1
Other Assaults (Return A-5e)	47	31	15	0	1
Arson	2	2	0	0	0
Stolen Property: Buying, Receiving,	1	1	0	0	0
Vandalism	27	25	2	0	0
Weapons: Carrying, Possessing, etc.	16	14	1	0	1
Sex Offenses (Except Forcible	4	3	1	0	0
Sale/Manufacturing: Opium or Cocaine	5	5	0	0	0
Sale/Manufacturing: Marijuana	4	2	2	0	0
Sale/Manufacturing: Other Dang	1	1	0	0	0
Possession: Opium or Cocaine	3	0	2	0	1
Possession: Marijuana	16	12	4	0	0
Possession: Other Dang Non-Narcotic	1	1	0	0	0
Offenses Against Family and Children	21	18	3	0	0
Driving Under the Influence	1	1	0	0	0
Liquor Laws	5	4	0	0	1
Disorderly Conduct	35	27	8	0	0
All Other Offenses (Except Traffic)	65	45	16	0	4
TOTAL ARRESTS FOR WOONSOCKET	397	308	74	0	15

Hate Crimes

DEFINITION

Provided By
U.S. Department of Justice
Federal Bureau of Investigation

A hate crime, also known as a bias crime, is a criminal offense committed against a person, property, or society which is motivated, in whole or part, by the offender's bias against a race, religion, disability, sexual orientation, or ethnicity/national origin.

Hate Crimes Listed by Jurisdiction

# of Incidents		# of Incidents	
Barrington	0	New Shoreham	0
Bristol	0	Newport	0
Brown University	15	North Kingstown	0
Burrillville	0	North Providence	0
Central Falls	0	North Smithfield	0
Charlestown	1	Pawtucket	0
Coventry	1	Portsmouth	1
Cranston	0	Providence	17
Cumberland	0	Richmond	0
DEM	0	Scituate	0
East Greenwich	0	Smithfield	0
East Providence	0	South Kingstown	0
Foster	0	State Police	0
Glocester	0	Tiverton	0
Hopkinton	0	URI	0
Jamestown	0	Warren	0
Johnston	0	Warwick	3
Lincoln	0	West Greenwich	0
Little Compton	0	West Warwick	0
Middletown	0	Westerly	0
Narragansett	0	Woonsocket	1
Narragansett Tribal	0	Total	39

Statewide Hate Crimes

OFFENSE	2002	2001	2000	1999	1998	1997	1996	1995	1994	1993
Murder	0	0	0	0	0	0	0	0	0	0
Forcible Rape	0	0	0	0	0	0	0	1	0	0
Robbery	1	1	0	0	1	2	0	0	0	0
Aggravated Assault	5	2	4	3	4	0	4	3	1	4
Burglary	1	0	1	0	0	1	0	0	1	0
Larceny-Theft	1	0	0	1	0	1	0	2	0	1
Motor Vehicle Theft	0	0	0	0	0	0	0	0	0	0
Arson	0	1	0	0	0	0	0	0	0	1
Simple Assault	7	10	5	6	4	7	2	6	3	17
Intimidation	13	34	24	27	15	17	15	33	25	28
Destruction/Damage/Vandalism	11	17	14	6	8	16	22	12	7	11
TOTAL	39	65	48	43	32	44	43	57	37	62

LOCATION OF INCIDENT	2002	2001	2000	1999	1998	1997	1996	1995	1994	1993
Air/Bus/Train Terminal	0	1	0	0	0	0	1	0	0	0
Bank/Savings and Loan	0	0	0	1	0	1	1	0	0	0
Bar/Night Club	0	3	4	2	0	0	0	0	1	0
Church/Synagogue/Temple	2	1	1	0	0	3	1	1	1	0
Commercial/Office Building	0	1	1	0	0	2	0	2	0	1
Construction Site	0	0	1	0	0	0	0	0	1	0
Convenience Store	0	3	1	0	1	1	0	1	0	1
Department/Discount Store	0	2	0	2	0	0	0	0	0	1
Drug Store/Dr.'s Office/Hospital	0	1	0	0	0	0	0	0	0	0
Field/Woods	0	0	0	0	0	1	1	0	1	0
Government/Public Building	0	0	1	1	1	0	1	1	5	1
Grocery/Supermarket	0	0	1	0	0	0	0	2	0	1
Highway/Road/Alley/Street	9	10	10	10	7	7	9	10	0	14
Hotel/Motel/etc.	0	0	0	0	0	0	0	0	0	0
Jail/Prison	0	0	0	0	0	0	0	0	0	0
Lake/Waterway	0	0	0	0	0	0	0	0	0	0
Liquor Store	0	0	0	0	0	0	0	0	0	0
Parking Lot/Garage	2	2	1	0	0	2	2	0	1	1
Rental Storage Facility	0	0	0	0	0	0	0	0	0	0
Residence/Home	10	19	11	17	13	16	10	11	16	22
Restaurant	0	0	2	0	2	0	0	1	1	0
School/College	16	19	11	8	7	10	12	18	9	18
Service/Gas Station	0	0	0	0	0	0	1	0	1	0
Specialty Store(TV, Fur, etc.)	0	2	0	1	0	0	0	1	0	0
Other/Unknown	0	2	3	1	0	1	1	9	0	3
TOTAL	39	66	48	43	31	44	40	57	37	63

Statewide Hate Crimes

BIAS MOTIVATION	2002	2001	2000	1999	1998	1997	1996	1995	1994	1993
Racial:										
Anti-White	6	4	0	3	3	1	4	9	3	8
Anti-Black	5	22	18	11	13	17	15	12	12	27
Anti-American Indian/Alaskan Native	0	0	1	0	0	0	0	0	0	0
Anti-Asian/Pacific Islander	0	3	3	1	1	4	2	3	6	3
Anti-Multi - Racial Group	0	1	1	0	0	0	0	1	0	1
Ethnicity/National Origin:										
Anti-Arab	0	6	0	1	0	0	0	0	0	0
Anti-Hispanic	0	5	3	6	3	0	2	3	0	3
Anti-Other Ethnicity	0	1	0	1	1	1	0	0	3	0
Religious:										
Anti-Jewish	5	7	5	4	3	7	10	14	10	14
Anti-Catholic	1	0	0	0	0	0	0	1	0	0
Anti-Protestant	0	0	0	0	0	1	0	0	1	0
Anti-Islamic (Moslem)	1	1	0	0	1	0	0	0	0	0
Anti-Other Religion	1	0	1	0	2	1	1	0	0	1
Anti-Multi-Religious Group	0	0	0	0	2	0	0	0	0	0
Anti-Atheism/Agnosticism	0	0	0	0	0	0	0	0	0	0
Sexual Orientation:										
Anti-Male Homosexual (Gay)	14	8	13	13	4	8	4	6	2	4
Anti-Female Homosexual (Lesbian)	4	2	1	1	0	2	1	3	0	1
Anti-Homosexual (Gay/Lesbian)	2	2	1	2	0	1	0	5	0	2
Anti-Heterosexual	0	1	1	0	0	1	0	0	0	0
Disability:										
Anti-Physical Disability	0	1	0	0	0	0	1	n/a	n/a	n/a
Anti-Mental Disability	0	0	0	0	0	0	0	n/a	n/a	n/a
Gender:										
Anti-Male	0	1	0	1	0	0	0	n/a	n/a	n/a
Anti-Female	0	0	0	0	1	0	1	n/a	n/a	n/a
TOTAL	39	65	48	44	34	44	41	57	37	64

Domestic Violence

Source: The information in this section was provided in full by the Domestic Violence Training and Monitoring Unit, administered by Janice Dubois, Executive Director.

Domestic Violence data is not included in the Preliminary Release Verification Process performed by the Division of State Police, Uniform Crime Reporting Unit. Therefore, the methodology of data verification for domestic violence data will vary.

When domestic violence totals are slightly different from one report to another, it is because reports were run on different days (data changes each day).

DOMESTIC VIOLENCE TRAINING & MONITORING UNIT

The Domestic Violence Training and Monitoring Unit, referred to as the DV Unit, has been funded by the RI Supreme Court since the passage of the 1988 DOMESTIC VIOLENCE PREVENTION ACT (DVPA), Rhode Island's first comprehensive domestic violence criminal legislation.

Historically, the DV Unit has been active in most phases of domestic violence prevention work including policy and planning regarding victim contact, victim advocacy and education, as well as the essential victim/police liaison work. While the DV Unit continues in this work, its major function has become the oversight of the design, distribution, collection, compilation and reporting of data from the mandated DV/SA Police Reporting Forms and the development of the DV/SA Database.

The DV Unit compiles police statistics on the incidence of domestic violence and sexual assault/child molestation calls/cases through the mandated DV/SA Form. It has taken a number of years to get to this point, but with the help of RI Police Departments, RI State Police and the Supreme Court MIS Unit, the DV Unit is able to provide reliable and comprehensive domestic violence and sexual assault/child molestation criminal justice statistics for the State of Rhode Island. This year in recognition of its efforts, Senator Lincoln Chafee, through the Senate Appropriations Committee, granted the DV Unit an award of \$300,000 to operate as a national model for the gathering of domestic violence and sexual assault criminal data.

The DV Unit's web site houses two DV/SA Database Data sets (both anonymous – no direct or indirect identifiers attached to records) allowing researchers/students or other interested parties to access the data. The RI Law Enforcement section includes pertinent RI domestic violence and sexual assault laws, yearly updates on legislative action, and an instructional section on how to fill out the various sections of the DV/SA Form. Ideas from RI Law Enforcement regarding the content for the "Law Enforcement" section of our web site are welcomed. The web address is (www.ri.domesticviolence.org).

The DV Unit is currently staffed with an Executive Director/Administrator, a Senior Management Analyst.

DOMESTIC VIOLENCE -SEXUAL ASSAULT/CHILD MOLESTATION STATISTICS ARE PROVIDED BY:

RI Law Enforcement (on DV/SA Police Reporting Forms) and
Supreme Court BANNER System

REPORT PREPARED BY DOMESTIC VIOLENCE TRAINING and MONITORING UNIT STAFF:

Janice Dubois, Executive Director
Ph #'s: 782-4154, 782-4172, 782-4175
Fax #: 782-4152
e-mail: jdubois.@courts.state.ri.us

Data Assistants:
Mary Beth Hynes
Mary Amoruso
Amaryllis Rivera
Kathleen White

Senior Management Analyst, Elaine Dorazio

Homicides/Suicides

Year	# Cases	# Homicides	# Suicides	Total Deaths	Cases w/ dv elements which do not fall under §12-29-5.
2002	6	5	3	8	2
2001	6	6	1	7	1
2000	3	3	2	5	4
1999	5	7	3	10	1
1998	3	2	2	4	0
1997	3	3	0	3	0
1996	4	7	3	10	0
1995	3	3	1	4	0
1994	8	10	2	12	0
1993	4	5	1	6	0
1992	5	6	0	6	0
1991	3	3	0	3	0
1990	4	4	0	4	0
1989	5	5	0	5	0
1988	1	1	0	1	0
1987	11	9	3	12	0
1986	3	3	1	4	0
1985	2	2	1	3	0
1984	2	2	0	2	0
1983	4	4	0	4	0
1982	0	0	0	0	0
1981	0	0	0	0	0
1980	1	1	0	1	1
Totals for 23 years	86	91	23	114	9

Five Year Comparison

Numbers and elements of cases and incidents are data submitted to the DV T&M Unit by RI PD's & RISP	1998	1999	2000	2001	2002
DOMESTIC VIOLENCE INCIDENTS:					
# Total DV/SA Forms rec'd	6,452	7,061	7,754	9,030	8,152
# DV Arrest Cases	5,406	5,563	5,888	6,540	5,962
# DV Non-Arrest Incidents	1,046	1,459	1,766	2,408	2,065
# DV Cases/Incidents still Under Investigation	**	39	100	82	125
# DV/SA Forms not yet processed into database	NA	NA	NA	79	558
# Cases w/ both parties arrested (dual arrests)	293	315	214	242	237
# Cases/Incidents w/ active protective orders	776	1,217	1,183	1,253	1,243
# Cases/Incidents, violations of protective orders		783	681	942	942
*** # DV Homicide cases / deaths	3 cases 4 deaths	5 cases 9 deaths	3 cases 3 deaths	6 cases 7 deaths	6 cases 8 deaths
# Cases/Incidents w/ victim stalked	**	54	50	21	27
# Cases/Incidents w/ children present	2,562	2,696	2,983	3,108	2748
# Cases/Incidents w/ suspect on probation	1,168	1,361	1,371	1,080	931
# Cases/Incidents w/ weapons involved	982	878	926	748	746
# Cases/Incidents w/ weapons involved/ suspect on probation	223	230	200	99	78
# Cases/Incidents w/ firearms involved	355	396	367	664	618
# Cases/Incidents w/ firearms involved / suspect on probation	38	60	62	81	64
# Cases/Incidents w/ alcohol-other drugs involved	2,848	1,710	1,799	2,190	1,959
SEXUAL ASSAULT/CHILD MOLESTATION INCIDENTS:					
Total # DV/SA forms rec'd	233	279	259	406	250
# Arrest Cases	203	200	158	292	143
# Non-Arrest Incidents	0	53	47	68	37
# Cases still Under Investigation	1	26	54	46	70
# Cases/Incidents w/ adult victims	206	179	168	276	184
# Adults reporting own past sexual abuse	**	12	16	12	8
# Cases/Incidents w/ child victims	32	100	91	130	66
Children present	81	58	45	77	36
#Cases/Incidents w/ children who witnessed abuse	**	30	24	74	29
# Cases/Incidents w/ weapons involved	23	20	13	19	16
# Cases/Incidents w/ firearms involved	12	15	9	17	15
# Cases/Incidents w/ active protective orders		10	4	9	5
# Cases/Incidents, violations of protective orders	14	5	3	1	5
# Cases/Incidents w/ previous assaults (usually child molestation cases/incidents)	93	96	70	55	38
Above data submitted by RI Law Enforcement to the DV T&M Unit on legislatively mandated DV/SA Forms.					
** Data not available for that year.					
*** DV Homicides / a special project done by DV T&M Unit, RICDV and Silent Witnesses. Data not from DV/SA forms.					

Domestic Violence Arrests, Non-Arrests, Cases Under Investigation

Department	Total DV/SA forms rec'd	Arrests	Non-Arrests	Cases Under Investigation
Barrington	56	42	13	1
Bristol	167	97	70	0
Burrillville	120	104	15	1
Central Falls	162	140	18	4
Charlestown	40	40	0	0
Coventry	211	176	31	4
Cranston	453	407	25	21
Cumberland	83	77	5	1
East Greenwich	42	33	8	1
East Providence	266	258	6	2
Foster	10	10	0	0
Glocester	79	33	45	1
Hopkinton	60	58	2	0
Jamestown	22	15	7	0
Johnston	389	150	237	2
Lincoln	97	38	55	4
Little Compton	20	16	3	1
Middletown	137	50	87	0
Narragansett	107	90	17	0
New Shoreham	5	5	0	0
Newport	391	244	141	6
North Kingstown	292	160	131	1
North Providence	295	198	93	4
North Smithfield	69	38	29	2
Pawtucket	914	741	152	21
Portsmouth	139	65	72	2
Providence	1335	958	364	13
Richmond	18	18	0	0
Scituate	32	32	0	0
Smithfield	150	67	83	0
South Kingstown	144	80	60	4
Tiverton	215	139	75	1
Warren	205	76	127	2
Warwick	437	394	31	12
West Greenwich	19	17	2	0
West Warwick	171	156	12	3
Westerly	157	155	1	1
Woonsocket	533	486	38	9
RISP - Chepachet	5	5	0	0
RISP - Hope Valley	69	62	6	1
RISP - Lincoln	18	16	2	0
RISP - Portsmouth	8	7	1	0
RISP - Headquarters	3	3	0	0
RISP - Wickford	7	6	1	0
Total	8152	5962	2065	125

Domestic Violence Arrests /Dual Arrests

Department	Total DV/SA forms rec'd	Arrests	Dual Arrests	% Dual Arrests to Arrests
Barrington	56	42	0	0
Bristol	167	97	6	6.2
Burrillville	120	104	5	4.8
Central Falls	162	140	0	0
Charlestown	40	40	4	10.0
Coventry	211	176	8	4.5
Cranston	453	407	20	4.9
Cumberland	83	77	4	5.2
East Greenwich	42	33	0	0
East Providence	266	258	10	3.9
Foster	10	10	0	0
Glocester	79	33	0	0
Hopkinton	60	58	13	22.4
Jamestown	22	15	0	0
Johnston	389	150	6	4
Lincoln	97	38	2	5.3
Little Compton	20	16	2	12.5
Middletown	137	50	7	14
Narragansett	107	90	10	11.1
New Shoreham	5	5	0	0
Newport	391	244	25	10.2
North Kingstown	292	160	12	7.5
North Providence	295	198	2	1
North Smithfield	69	38	0	0
Pawtucket	914	741	12	1.6
Portsmouth	139	65	4	6.2
Providence	1335	958	16	1.7
Richmond	18	18	1	5.6
Scituate	32	32	0	0
Smithfield	150	67	6	9.0
South Kingstown	144	80	4	5.0
Tiverton	215	139	10	7.2
Warren	205	76	0	0
Warwick	437	394	6	1.5
West Greenwich	19	17	0	0
West Warwick	171	156	4	2.6
Westerly	157	155	12	7.7
Woonsocket	533	486	18	3.7
RISP - Chepachet	5	5	0	0
RISP - Hope Valley	69	62	6	9.7
RISP - Lincoln	18	16	0	0
RISP - Portsmouth	8	7	0	0
RISP - Headquarters	3	3	2	66.7
RISP - Wickford	7	6	0	0
Total	8152	5962	237	4

Domestic Violence Arrest / Non-Arrests, Children Present – Saw – Heard

Department	Total DV Forms Rec'd	Children Present	Arrests Ch. Present	Non-Arrest Ch. Present	Children		Arrests		Non-Arrests	
					SA	Heard	SA	Heard	SA	Heard
Barrington	56	17	12	4	10	11	6	7	3	3
Bristol	167	56	31	25	46	52	25	29	21	23
Burrillville	120	45	38	6	30	34	26	29	3	4
Central Falls	162	66	61	4	40	48	37	43	3	4
Charlestown	40	15	15	0	8	9	8	9	0	0
Coventry	211	73	63	9	47	61	39	52	7	8
Cranston	453	190	171	13	137	149	125	135	9	10
Cumberland	83	32	30	2	21	26	19	23	2	3
East Greenwich	42	14	11	2	11	12	8	9	2	2
East Providence	266	97	96	1	61	71	61	71	0	0
Foster	10	3	3	0	2	3	2	3	0	0
Glocester	79	31	16	14	27	29	16	14	11	14
Hopkinton	60	27	26	1	20	29	19	28	1	1
Jamestown	22	11	8	3	8	10	6	7	2	3
Johnston	389	123	46	76	87	97	33	35	53	61
Lincoln	97	33	9	21	22	24	7	6	13	15
Little Compton	20	6	5	1	6	6	5	5	1	1
Middletown	137	37	16	21	25	30	8	12	17	18
Narragansett	107	26	20	6	23	26	18	20	5	6
New Shoreham	5	0	0	0	0	0	0	0	0	0
Newport	391	100	72	27	79	88	56	64	23	23
No Kingstown	292	100	53	47	75	87	35	42	40	45
North Providence	295	89	57	31	69	73	42	44	26	28
North Smithfield	69	19	10	8	14	17	7	9	6	7
Pawtucket	914	297	255	37	216	241	187	210	24	26
Portsmouth	139	34	11	23	30	29	9	9	21	20
Providence	1335	447	333	109	337	355	264	274	71	78
Richmond	18	6	6	0	4	5	4	5	0	0
Scituate	32	14	14	0	6	8	6	8	0	0
Smithfield	150	34	18	16	23	30	12	17	11	13
So Kingstown	144	58	28	28	37	42	17	20	18	20
Tiverton	215	77	55	22	65	67	44	45	21	22
Warren	205	44	21	23	34	37	18	20	16	17
Warwick	437	160	148	9	124	142	115	130	7	10
West Greenwich	19	6	5	1	3	4	3	4	0	0
West Warwick	171	56	48	7	44	51	40	45	3	5
Westerly	157	57	56	1	43	48	42	47	1	1
Woonsocket	533	206	191	12	157	176	146	164	9	9
RISP - Chepachet	5	0	0	0	0	0	0	0	0	0
RISP - Hope Valley	69	33	32	1	27	26	27	26	0	0
RISP - Lincoln	18	4	4	0	4	4	4	4	0	0
RISP - Portsmouth	8	3	3	0	3	3	3	3	0	0
RISP - Headquarters	3	1	1	0	0	0	0	0	0	0
RISP - Wickford	7	1	1	0	0	0	0	0	0	0
Total	8152	2748	2099	611	2025	2260	1549	1727	450	500

Sexual Assault Cases Arrests / Non-Arrests

Department	Total SA forms rec'd.	Arrests	Non-Arrests	Cases Under Investigation
Barrington	3	0	0	3
Bristol	3	1	1	1
Burrillville	6	3	3	0
Central Falls	10	9	0	1
Charlestown	2	2	0	0
Coventry	19	5	6	8
Cranston	15	10	0	5
Cumberland	5	5	0	0
East Greenwich	0	0	0	0
East Providence	9	9	0	0
Foster	1	0	0	1
Glocester	1	0	0	1
Hopkinton	1	1	0	0
Jamestown	0	0	0	0
Johnston	4	2	1	1
Lincoln	1	0	1	0
Little Compton	1	1	0	0
Middletown	4	2	2	0
Narragansett	3	3	0	0
New Shoreham	1	1	0	0
Newport	22	6	8	8
North Kingstown	3	3	0	0
North Providence	9	4	1	4
North Smithfield	0	0	0	0
Pawtucket	38	21	3	14
Portsmouth	0	0	0	0
Providence	11	8	1	2
Richmond	0	0	0	0
Scituate	0	0	0	0
Smithfield	5	4	0	1
South Kingstown	9	7	0	2
Tiverton	3	3	0	0
Warren	2	0	2	0
Warwick	19	8	4	7
West Greenwich	1	1	0	0
West Warwick	6	2	2	2
Westerly	6	4	1	1
Woonsocket	17	13	1	3
RISP - Chepachet	0	0	0	0
RISP - Hope Valley	3	2	0	1
RISP - Lincoln	5	3	0	2
RISP - Portsmouth	0	0	0	0
RISP - HQ	0	0	0	0
RISP - Wickford	2	0	0	2
Total	250	143	37	70

Sexual Assaults / Child Molestation

Department	Total SA/CH forms rec'd.	SA/CH Arrests	Child Molestation	Child Molestation Arrests	Adults reporting own past abuse	Adults reporting own past abuse Arrests
Barrington	3	0	0	0	0	0
Bristol	3	1	0	0	0	0
Burrillville	6	3	2	2	0	0
Central Falls	10	9	2	2	0	0
Charlestown	2	2	0	0	0	0
Coventry	19	5	13	13	0	0
Cranston	15	10	3	3	0	0
Cumberland	5	5	2	2	1	1
East Greenwich	0	0	0	0	0	0
East Providence	9	9	1	1	0	0
Foster	1	0	0	0	0	0
Glocester	1	0	0	0	0	0
Hopkinton	1	1	0	0	0	0
Jamestown	0	0	0	0	0	0
Johnston	4	2	1	1	0	0
Lincoln	1	0	0	0	0	0
Little Compton	1	1	0	0	1	1
Middletown	4	2	0	0	0	0
Narragansett	3	3	2	2	0	0
New Shoreham	1	1	0	0	0	0
Newport	22	6	4	4	1	0
North Kingstown	3	3	1	1	0	0
North Providence	9	4	2	2	0	0
North Smithfield	0	0	0	0	0	0
Pawtucket	38	21	12	12	1	0
Portsmouth	0	0	0	0	0	0
Providence	11	8	2	2	0	0
Richmond	0	0	0	0	0	0
Scituate	0	0	0	0	0	0
Smithfield	5	4	0	0	0	0
South Kingstown	9	7	1	1	0	0
Tiverton	3	3	1	1	1	1
Warren	2	0	1	1	1	0
Warwick	19	8	7	7	0	0
West Greenwich	1	1	0	0	0	0
West Warwick	6	2	0	0	0	0
Westerly	6	4	0	0	0	0
Woonsocket	17	13	2	2	1	0
RISP - Chepachet	0	0	0	0	0	0
RISP - Hope Valley	3	2	1	1	1	1
RISP - Lincoln	5	3	5	5	0	0
RISP - Portsmouth	0	0	0	0	0	0
RISP - Headquarters	0	0	0	0	0	0
RISP - Wickford	2	0	1	1	0	0
Total	250	143	66	66	8	4

Sexual Assaults / Child Molestation Arrests, Non-Arrests, Children Present – Saw – Heard

Department	Total SA forms rec'd.	Children present	Children present Arrests	Children present Non-Arrests	Children Saw	Children Saw Arrests	Children Saw Non-Arrests	Children Heard	Children Heard Arrests	Children Heard Non-Arrests
Barrington	3	1	0	0	1	0	0	1	0	0
Bristol	3	0	0	0	0	0	0	0	0	0
Burrillville	6	1	1	0	0	0	0	0	0	0
Central Falls	10	3	3	0	1	1	0	1	1	0
Charlestown	2	0	0	0	0	0	0	0	0	0
Coventry	19	0	0	0	0	0	0	0	0	0
Cranston	15	3	3	0	1	1	0	2	2	0
Cumberland	5	0	0	0	0	0	0	0	0	0
East Greenwich	0	0	0	0	0	0	0	0	0	0
East Providence	9	3	3	0	2	2	0	2	2	0
Foster	1	0	0	0	0	0	0	0	0	0
Glocester	1	1	0	0	0	0	0	1	0	0
Hopkinton	1	0	0	0	0	0	0	0	0	0
Jamestown	0	0	0	0	0	0	0	0	0	0
Johnston	4	0	0	0	0	0	0	0	0	0
Lincoln	1	0	0	0	0	0	0	0	0	0
Little Compton	1	0	0	0	0	0	0	0	0	0
Middletown	4	1	0	1	0	0	0	0	0	0
Narragansett	3	0	0	0	0	0	0	0	0	0
New Shoreham	1	0	0	0	0	0	0	0	0	0
Newport	22	3	2	1	2	1	1	2	1	1
North Kingstown	3	0	0	0	0	0	0	0	0	0
North Providence	9	1	0	0	1	0	0	1	0	0
North Smithfield	0	0	0	0	0	0	0	0	0	0
Pawtucket	38	8	6	0	4	1	1	4	2	0
Portsmouth	0	0	0	0	0	0	0	0	0	0
Providence	11	2	1	0	1	1	0	1	1	0
Richmond	0	0	0	0	0	0	0	0	0	0
Scituate	0	0	0	0	0	0	0	0	0	0
Smithfield	5	0	0	0	0	0	0	0	0	0
South Kingstown	9	0	0	0	0	0	0	0	0	0
Tiverton	3	1	1	0	0	0	0	0	0	0
Warren	2	0	0	0	0	0	0	0	0	0
Warwick	19	3	2	0	2	1	0	1	0	0
West Greenwich	1	0	0	0	0	0	0	0	0	0
West Warwick	6	0	0	0	0	0	0	0	0	0
Westerly	6	1	1	0	1	1	0	1	1	0
Woonsocket	17	3	2	0	1	1	0	1	1	0
RISP - Chepachet	0	0	0	0	0	0	0	0	0	0
RISP - Hope Valley	3	0	0	0	0	0	0	0	0	0
RISP - Lincoln	5	1	0	0	0	0	0	0	0	0
RISP - Portsmouth	0	0	0	0	0	0	0	0	0	0
RISP - Headquarters	0	0	0	0	0	0	0	0	0	0
RISP - Wickford	2	0	0	0	0	0	0	0	0	0

Total	250	36	26	2	17	10	2	18	11	1
-------	-----	----	----	---	----	----	---	----	----	---

NO STAPLES PLEASE!

DV/SA REPORTING FORM - 2001 revision

DOMESTIC VIOLENCE & SEXUAL ASSAULT/CHILD MOLESTATION

POLICE CASE #: _____

A. INCIDENT INFORMATION

LOCATION (street address): _____ CITY: _____
 ZIP: _____

PUBLIC PLACE/INDOORS
 PUBLIC PLACE/OUTDOORS
 HOUSE VEHICLE
 APARTMENT
 OTHER (specify): _____

INCIDENT DATE: _____
 TIME (military): _____
 REPORT DATE: _____
(if different from incident date)

WHO CONTACTED POLICE?
 VICTIM FAMILY MEMBER FRIEND NEIGHBOR
 SUSPECT HOSPITAL 911 ANON
 OTHER (specify type): _____

ALCOHOL/DRUG USE:
 • IN OFFICER'S OPINION, ALCOHOL INVOLVED? SUSPECT VICTIM NEITHER UNK
 DRUGS INVOLVED? SUSPECT VICTIM NEITHER UNK

B. ARREST INFORMATION

DID PROBABLE CAUSE EXIST TO BELIEVE A DOMESTIC VIOLENCE (DV) CRIME OCCURRED? YES NO
 DID PROBABLE CAUSE EXIST TO BELIEVE A SEXUAL ASSAULT (SA/CM) CRIME OCCURRED? YES NO
 WERE PHOTO(S) TAKEN OF VICTIM? YES NO
 WERE PHOTO(S) TAKEN OF CRIME SCENE? YES NO
 WAS OTHER PHYSICAL EVIDENCE COLLECTED? YES NO

C. ASSAULT INFORMATION

VICTIM PHYSICALLY ASSAULTED? YES NO
 VICTIM SEXUALLY ASSAULTED? YES NO
 VISIBLE VICTIM INJURIES DUE TO ASSAULT? YES NO
 WEAPON / OBJECT USED TO HURT / INJURE? YES NO
 IF YES, HANDGUN LONG GUN KNIFE
 OTHER (describe): _____

INDICATE IF VERBAL THREATS WERE MADE BY SUSPECT TO:
 VICTIM CHILDREN FAMILY FRIEND(S)
 PET(S) OTHER (type): _____

IF THREAT WAS MADE, WHAT WAS SAID? _____

WEAPON / OBJECT USED TO THREATEN? YES NO
 IF YES, WHAT? HANDGUN LONG GUN KNIFE
 OTHER (describe): _____

MARK OVALS DESCRIBING NATURE OF ASSAULT / INCIDENT:

VERBAL ARGUMENT VERBAL ABUSE
 VICTIM KEPT FROM LEAVING VICTIM KEPT FROM USING PHONE
 THREAT OF PHYSICAL VIOLENCE CHOKING / STRANGLING
 SPITTING AT HAIR PULLING GRABBING SCRATCHING
 KICKING BITING SLAPPING HITTING W/FISTS
 PUSHING / SHOVING VICTIM BEATING PET(S) HARMED
 THROWING OBJECTS BURNING
 THROWING / SLAMMING VICTIM ATTEMPTED SEXUAL ASSAULT
 THREAT OF SEXUAL ASSAULT SEXUAL PENETRATION
 SEXUAL TOUCHING OTHER (describe): _____

VICTIM IN PAIN NOW? YES NO
 VICTIM PREGNANT AT TIME OF INCIDENT? YES NO
 VICTIM REQUIRED MEDICAL ATTENTION? YES NO
 IF YES, WHAT MEDICAL FACILITY? _____
 ANYONE ELSE ASSAULTED BY SUSPECT? YES NO
 CHILDREN FRIEND RELATIVE
 OTHER (type): _____
 SUSPECT ASSAULTED VICTIM BEFORE? YES NO
 IF YES, WHEN? _____
 HOW MANY TIMES? 1 2-5 MANY OVER TIME,
 BEGINNING WHEN? _____

D. SEXUAL ASSAULT / CHILD MOLESTATION INFO.

IF AN ALLEGED SEXUAL ASSAULT OR CHILD MOLESTATION,
 DATE OF ALLEGED ASSAULT: _____

WAS A FORENSIC RAPE EXAM DONE? YES NO
 IF CHILD CASE, DCYF NOTIFIED? (800-742-4453) YES NO
 ADULT REPORTING OWN ABUSE AS A CHILD? YES NO
 WAS SEXUAL ABUSE ONGOING? YES NO
 IF YES, HOW LONG? LESS THAN 1 YR 1 - 5 YRS
 MANY YRS OVER TIME, BEGINNING WHEN? _____
 HAS CASE BEEN REFERRED TO THE AG'S OFFICE? YES NO
 NUMBER OF SUSPECTS: 1 2 3 MORE THAN 3 - HOW MANY? _____

E. VICTIM INFORMATION

NAME: _____ (Last) _____ (First) _____ (MI) DOB: _____
 ADDRESS: _____ GENDER: F M O
 CITY: _____ STATE: _____ ZIP: _____
 HOME PH#: _____ WORK PH#: _____
 PH# OF CONTACT PERSON: _____

VICTIM / SUSPECT LIVING TOGETHER AT TIME OF INCIDENT?
 YES NO
 IF VICTIM WAS 60 YRS OR OLDER, WAS DEA NOTIFIED?
 YES NO (800-322-2890)

VICTIM ETHNIC / RACIAL BACKGROUND:
 WHITE BLACK WH HISPANIC BL HISPANIC
 ASIAN NATIVE AMERICAN OTHER (specify): _____

VICTIM Demeanor (choose all that apply):
 TEARFUL/CRYING HYSTERICAL AFRAID
 SHAKING/TREMBLING ANGRY NERVOUS
 UPSET WITHDRAWN/FLAT AFFECT
 OTHER (describe): _____

DID VICTIM SAY ANYTHING? YES NO
 IF YES, WHAT WAS SAID? _____

F. SUSPECT INFORMATION

NAME: _____ (Last) _____ (First) _____ (MI) DOB: _____
 ADDRESS: _____ GENDER: F M O
 CITY: _____ STATE: _____ ZIP: _____

RELATIONSHIP TO VICTIM / MARK RELEVANT OVAL(S):
 MARRIED FORMERLY MARRIED
 INTIMATE PARTNER FORMER INTIMATE PARTNER
 CHILD IN COMMON COHABITANT DATING
 RELATIVE (specify type): _____


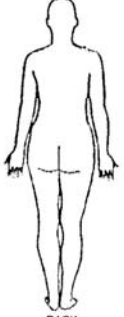
If relationship choices above are not appropriate for sexual assaults, use list below:
 CO-WORKER STRANGER FRIEND EMPLOYER
 ACQUAINTANCE CAREGIVER DATE EMPLOYEE
 OTHER (describe): _____

SUSPECT ETHNIC / RACIAL BACKGROUND:
 WHITE BLACK WH HISPANIC BL HISPANIC
 ASIAN NATIVE AMERICAN OTHER (describe): _____

DOES SUSPECT POSSESS WEAPONS? YES NO
 WERE WEAPONS CONFISCATED? YES NO
 IF YES, HANDGUN LONG GUN KNIFE
 OTHER (describe): _____

SUSPECT Demeanor (choose all that apply):
 APOLOGETIC CALM BELLIGERENT ANGRY
 THREATENING NERVOUS CONFUSED
 SUSPECT NOT AT SCENE SUSPECT DECEASED
 OTHER (describe): _____

WAS THERE INJURY TO THE SUSPECT? YES NO
 WAS PHOTO TAKEN OF SUSPECT'S INJURIES? YES NO
 DID SUSPECT SAY ANYTHING? YES NO
 IF YES, WHAT WAS SAID? _____

<p>G. PROTECTIVE ORDERS INFORMATION</p> <ul style="list-style-type: none"> • PROTECTIVE ORDER ISSUED BEFORE THIS INCIDENT? <input type="checkbox"/> YES <input type="checkbox"/> NO IF YES, IS ORDER STILL ACTIVE <input type="checkbox"/> YES <input type="checkbox"/> NO IF YES, WHAT KIND? CRIMINAL NO CONTACT ORDER <input type="checkbox"/> RESTRAINING ORDER <input type="checkbox"/> FOREIGN (out-of-state) RESTRAINING ORDER <input type="checkbox"/> WHICH STATE? _____ • IF THERE IS AN ACTIVE ORDER, AND SERVICE HAS NOT BEEN MADE, DID OFFICER(S) GIVE NOTICE TO THE DEFENDANT? <input type="checkbox"/> YES <input type="checkbox"/> NO • IF NO RESTRAINING ORDER EXISTS, DID OFFICER(S) GIVE VICTIM TEMPORARY RESTRAINING ORDER INFORMATION? <input type="checkbox"/> YES <input type="checkbox"/> NO • DID OFFICER CHECK RONCO (BCI, 421-5268) FOR UPDATED INFORMATION ON RESTRAINING ORDER / NO CONTACT ORDER? <input type="checkbox"/> YES <input type="checkbox"/> NO <p>H. MINOR CHILDREN INFORMATION</p> <ul style="list-style-type: none"> • DO MINOR CHILDREN LIVE IN THE HOME? <input type="checkbox"/> YES <input type="checkbox"/> NO HOW MANY? 1 2 3 4 5 6 more than 6 AGES: <1 1 2 3 4 5 6 7 8 9 10 11 12 13 14 15 16 17 18 twins • HOW MANY PRESENT DURING THE INCIDENT? 1 2 3 4 5 6 more than 6 • HOW MANY SAW? 1 2 3 4 5 6 more than 6 • HOW MANY HEARD? 1 2 3 4 5 6 more than 6 • DID OFFICER INTERVIEW/QUESTION CHILDREN? <input type="checkbox"/> YES <input type="checkbox"/> NO • HOW MANY? 1 2 3 4 5 6 more than 6 <p>I. PROPERTY INFORMATION</p> <ul style="list-style-type: none"> • DWELLING IN WHOSE NAME? <input type="checkbox"/> VICTIM <input type="checkbox"/> SUSPECT <input type="checkbox"/> OTHER • WAS THERE PROPERTY DAMAGE? <input type="checkbox"/> YES <input type="checkbox"/> NO IF YES, (describe): _____ • WAS THERE STOLEN PROPERTY? <input type="checkbox"/> YES <input type="checkbox"/> NO IF YES, (list): _____ <p>J. WITNESS INFORMATION</p> <ul style="list-style-type: none"> • WAS WITNESS PRESENT DURING THE INCIDENT? <input type="checkbox"/> YES <input type="checkbox"/> NO IF YES, PLEASE SPECIFY TYPE OF WITNESS: <input type="checkbox"/> FRIEND <input type="checkbox"/> NEIGHBOR <input type="checkbox"/> RELATIVE <input type="checkbox"/> PASSERBY <input type="checkbox"/> BARTENDER <input type="checkbox"/> OTHER (specify type): _____ • DID OFFICER INTERVIEW/QUESTION WITNESS(ES)? <input type="checkbox"/> YES <input type="checkbox"/> NO <p>K. POLICE RESPONSE INFORMATION</p> <p>OFFICER(S) RESPONDING _____ BADGE # (S) _____ PD CODE # _____ POST: _____</p> <p>WHETHER OR NOT AN ARREST WAS MADE, WAS ALLEGED VICTIM:</p> <ul style="list-style-type: none"> • GIVEN A "VICTIM'S RIGHTS" PAMPHLET? <input type="checkbox"/> YES <input type="checkbox"/> NO • GIVEN A "SAFETY PLAN" PAMPHLET? <input type="checkbox"/> YES <input type="checkbox"/> NO • GIVEN A "CHILD WITNESS" PAMPHLET? <input type="checkbox"/> YES <input type="checkbox"/> NO 	<p>N. TO BE COMPLETED BY VICTIM (if the victim is willing)</p> <ul style="list-style-type: none"> • I HAVE POINTED OUT TO THE POLICE THE PERSON(S) WHO HURT / THREATENED ME. <input type="checkbox"/> YES <input type="checkbox"/> NO • I HAVE POINTED OUT TO THE POLICE THE OBJECT(S) USED TO HURT / THREATEN ME. <input type="checkbox"/> YES <input type="checkbox"/> NO • I HAVE MARKED ON THE BODY DIAGRAM BELOW WHERE I WAS ASSAULTED. <input type="checkbox"/> YES <input type="checkbox"/> NO • I UNDERSTAND ALL THE STATEMENTS I AM FILLING OUT. <input type="checkbox"/> YES <input type="checkbox"/> NO • I HAVE MARKED MY OWN ANSWERS. <input type="checkbox"/> YES <input type="checkbox"/> NO <p>• LE HE ENSEÑADO A LA POLICIA LA PERSONA QUE ME GOLPEADÓ / AMENAZÓ. <input type="checkbox"/> SI <input type="checkbox"/> NO</p> <p>• LE HE ENSEÑADO A LA POLICIA EL OBJETO QUE FUE UTILIZADO PARA GOLPEARME / AMENAZARME. <input type="checkbox"/> SI <input type="checkbox"/> NO</p> <p>• HE INDICADO EN EL DIAGRAMA A DONDE FUI GOLPEADO / A. <input type="checkbox"/> SI <input type="checkbox"/> NO</p> <p>• ENTIENDO TODAS LAS DECLARACIONES QUE ESTOY LLENANDO. <input type="checkbox"/> SI <input type="checkbox"/> NO</p> <p>• HE VERIFICADO TODAS MIS RESPUESTAS. <input type="checkbox"/> SI <input type="checkbox"/> NO</p> <p>I affirm the information to be true and correct. Afirmo que esta informacion es cierta y correcta.</p> <p>VICTIM SIGNATURE/FIRMA DE LA VICTIMA _____ DATE/FECHA _____</p> <p>PLEASE MARK WHERE YOU WERE ASSAULTED/INJURED POR FAVOR INDIQUE DONDE FUE GOLPEADO/A</p> <p>HGT. (Approx.) _____ WT. (Approx.) _____</p> <div style="display: flex; justify-content: space-around; align-items: center;">   </div> <p style="text-align: center;">FRONT BACK</p> <p>TO ALL HEALTH CARE PROVIDERS: I hereby consent to the release of my medical records for treatment related to this assault, case, or investigation to the police and the RI Dept. of Attorney General. I understand that my medical information may be used by police or the Attorney General for investigation or prosecution of this case. I understand that I can withdraw or revoke my consent, in writing, in the future.</p> <p>Por este medio autorizo que mis expediente médicos relacionados a este asalto, caso o investigación se entreguen a los oficiales de la policía y al Procurador de R.I., mi informacion puede ser usada por la policía o el Procurador para el proceso de este caso. Yo entiendo que yo puedo retirar o revocar mi consentimiento por escrito el futuro.</p> <p>SIGNATURE/FIRMA _____ DATE/FECHA _____</p> <p>O. TO BE COMPLETED BY RESPONDING OFFICER</p> <ul style="list-style-type: none"> • OFF. MARKED RESPONSES / VICTIM COULD NOT. <input type="checkbox"/> YES <input type="checkbox"/> NO • VICTIM WAS UNWILLING TO MARK RESPONSES. <input type="checkbox"/> YES <input type="checkbox"/> NO • VICTIM WAS UNWILLING TO GIVE SIGNATURE. <input type="checkbox"/> YES <input type="checkbox"/> NO
<p>M. CASE CATEGORY AND CASE STATUS INFORMATION</p> <p><input type="checkbox"/> DV (domestic violence) <input type="checkbox"/> SA (sexual assault or child molestation) <input type="checkbox"/> BOTH (elements of DV & SA)</p> <p><input type="checkbox"/> ARREST CASE; ARREST MADE <input type="checkbox"/> CASE UNDER INVESTIGATION <input type="checkbox"/> NON-ARREST CASE (NO PC) <input type="checkbox"/> ARREST CASE; WARRANT ISSUED <input type="checkbox"/> DUAL ARREST CASE (2 forms required)</p> <p>PLEASE PAPER CLIP OFFICER'S NARRATIVE AND ARREST OR INCIDENT REPORT TO THIS ORIGINAL DV/SA FORM. MAIL TO DV T & M UNIT, MCGRATH COURTHOUSE, 4800 TOWER HILL RD, WAKEFIELD, RI 02879.</p>	

Crime Index Offense Definitions

CRIMINAL HOMICIDE a. Criminal Homicide - Murder and Non negligent Manslaughter: The willful (non negligent) killing of one human being by another. Deaths caused by negligence, attempts to kill, assaults to kill, suicides, accidental deaths, and justifiable homicides are excluded. Justifiable homicides are limited to: (1) the killing of a felon by a law enforcement officer in the line of duty; and (2) the killing (during the commission of a felony) of a felon by a private citizen.

b. Manslaughter by negligence: The killing of another person through gross negligence. Deaths resulting from traffic accidents are not included in this classification.

FORCIBLE RAPE The carnal knowledge of a female forcibly and against her will. Included are rapes by force and attempts or assaults to rape. Statutory offenses (no force used - victim under legal age of consent) are excluded.

ROBBERY The taking or attempting to take anything of value from the care, custody, or control of a person or persons by force or threat of force or violence and/or by putting the victim in fear.

AGGRAVATED ASSAULT The unlawful attack by one person upon another for the purpose of inflicting severe bodily injury usually accompanied by the use of a weapon or other means likely to produce death or serious bodily harm. Attempts are included since it is not necessary that an injury result when a gun, knife, or other weapon is used which could and probably would result in serious personal injury if the crime were successfully completed. Attacks using personal weapons (part of the attacker's body) must result in serious personal injury to be classified as aggravated assault. Simple assaults are excluded from this count.

BURGLARY The unlawful entry of a "structure" to commit a felony or theft. The use of force to gain entry is not required to classify the crimes as burglary. Burglary is broken down into three sub classifications: forcible entry, unlawful entry where no force is used, and attempted forcible entry. A "structure" is considered to include the following, but not limited to: dwelling houses, apartments, out buildings, public buildings, offices, factories, cabins, etc.

LARCENY The unlawful taking or stealing of property or articles without the use of force, violence, or fraud. This includes crimes such as shoplifting, purse snatching, pocket picking, thefts from motor vehicles, thefts of motor vehicle parts and accessories, bicycle theft, etc. This crime category does not include embezzlement, "con" games, forgery, and worthless checks. Motor vehicle theft is excluded from this category.

MOTOR VEHICLE THEFT The unlawful taking or stealing of motor vehicle, including attempts. This definition excludes taking for temporary use by those persons having lawful access to the vehicle. UCR defines a motor vehicle as a self-propelled vehicle that runs on the ground and not on rails. Examples include automobiles, trucks, buses, motorcycles, mopeds, snowmobiles, etc. Thefts of construction equipment, boats, and airplanes are not included in this category but are counted as larcenies.

Calculating the Crime Rate

Crime rates are indicators of reported crime activity standardized by population. They are more refined indicators for comparative purposes than are crime index totals. A crime rate, defined as the number of offenses per 100,000 population, is derived by first dividing a jurisdiction population by 100,000 and then dividing the number of offenses by the resulting figure.

Example:

- a. Population for jurisdiction , 75,000
- b. Number of known offenses for a year (Crime Index Total), 215
Divide 75,000 by 100,000 = .75
- c. Divide 215 by .75 = 286.7
- d. The rate is 286.7 per 100,000 inhabitants

Arrest Definitions

OTHER (SIMPLE) ASSAULTS An unlawful attack or attempted attack upon another which does not result in serious injury to the victim and which does not involve the use of a dangerous weapon.

FORGERY AND COUNTERFEITING The making, altering, using or possession, with intent to defraud, of anything false which is made to appear true. Includes attempts.

FRAUD Fraudulent conversion and obtaining money or property by false pretenses. Includes bad checks, confidence games, illegal conversion of services, etc., except forgeries and counterfeiting.

EMBEZZLEMENT Misappropriation or misapplication of money or property entrusted to one's care, custody, or control. Includes larceny from employer.

STOLEN PROPERTY The buying, receiving, and possession of stolen property, or the attempt to do so.

VANDALISM The willful or malicious destruction, injury, disfigurement or defacement of real or personal property without the consent of the owner or person having custody or control. Includes attempts.

WEAPONS: CARRYING, POSSESSING, ETC. All violations of regulations or statutes that control carrying, using, possessing, furnishing, and manufacturing deadly weapons or silencers. Includes attempts.

PROSTITUTION AND COMMERCIALIZED VICE Sex offenses and attempted sex offenses of a commercialized nature. Includes prostitution, keeping houses of ill fame, pandering, detaining women for immoral purposes, etc.

ALL OTHER SEX OFFENSES All other offenses against common decency and morals. Includes statutory rape (without force) and all other sex offenses not previously defined.

DRUG ABUSE VIOLATIONS The unlawful possession, sale, use, growth or manufacture of controlled substances. For UCR purposes these offenses are broken down into four groups: a. Opium or cocaine and their derivatives (morphine, heroin, codeine), b. Marijuana, c. Synthetic narcotics - manufactured narcotics which can cause true drug addiction, d. Dangerous non-narcotic drugs.

GAMBLING Promoting, permitting or engaging in illegal gambling. Includes bookmaking, numbers and lottery, etc.

OFFENSES AGAINST THE FAMILY OR CHILDREN All charges of nonsupport and neglect or abuse of family or children. Note: Most child abuse, especially that resulting in injury, has been classified as either simple or aggravated assault.

DRIVING UNDER THE INFLUENCE This class is limited to the driving or operating of any vehicle or common carrier while drunk or under the influence of liquor or narcotics (includes operating an engine, train, streetcar, boat, etc.)

LIQUOR LAWS With the exception of "drunkenness" and "driving under the influence", liquor law violations, state or local, are placed in the class (bootlegging, using a vehicle for illegal transportation of liquor, maintaining unlawful drinking places, drinking on a train).

DRUNKENNESS Offenses of drunkenness or intoxication, with the exception of "driving under the influence (drunk and disorderly, common or habitual drunkard, intoxication).

DISORDERLY CONDUCT Breaching the peace or attempting to do so. Includes violations of disturbing the peace, unlawful assembly, and drunk and disorderly.

VAGRANCY Violation of state or local statutes pertaining to being a "suspicious character or person", vagrancy, etc.

ALL OTHER OFFENSES All violations of state or local regulatory laws except traffic offenses and offenses defined above or below. (Includes kidnapping, extortion, trespass, discrimination, perjury, bribery, etc.)

CURFEW AND LOITERING LAWS Juvenile violations of local curfew and loitering ordinances.

RUNAWAY (PERSONS UNDER AGE 18) The unlawful truancy from a legal place of residence by a juvenile.

Rhode Island
Law Enforcement Directory

Barrington Police Department

100 Federal Road, Barrington, RI 02806
Chief: John M. LaCross E-Mail Address: n/a
UCR Contact: Sgt. Dino DeCrescenzo E-Mail Address:
Web Site: N/A
Minimum Education Requirement for officers Associates Degree
Accredited Law Enforcement No
Records Management System Information Management Corp.

Telephone: (401) 437-3930
Fax Number: (401) 437-3939

ORI: RI0010100

Bristol Police Department

395 Metacom Avenue, Bristol, RI 02809
Chief: Russell S. Serpa E-Mail Address: RSERPA@LEO.GOV
UCR Contact: Mr. Richard Roderick E-Mail Address: N/A
Web Site: N/A
Minimum Education Requirement for officers Associates Degree or Military Service
Accredited Law Enforcement No
Records Management System Information Management Corp.

Telephone: (401) 253-6900
Fax Number: (401) 253-1540

ORI: RI0010200

Brown University Police Department

Box 1842, Providence, RI 02912
Chief: Paul V. Verrecchia E-Mail Address: PAUL_VERRECCHIA@BROWN.EDU
UCR Contact: Det. David M. Boucher E-Mail Address:
Web Site: http://www.brown.edu/Administration/Police_Security/
Minimum Education Requirement for officers
Accredited Law Enforcement Yes
Records Management System Information Management Corp.

Telephone: (401) 863-3322
Fax Number: (401) 863-7522

ORI: RI004239P

Burrillville Police Department

1477 Victory Highway, Oakland, RI 02830
Chief: Bernard E. Gannon E-Mail Address: N/A
UCR Contact: Sgt. Dennis C. Leahey E-Mail Address: N/A
Web Site: <http://users.tp.net/bpd/>
Minimum Education Requirement for officers Associates Degree
Accredited Law Enforcement No
Records Management System Information Management Corp.

Telephone: (401) 568-6255
Fax Number: (401) 568-9499

ORI: RI0041600

Central Falls Police Department

160 Illinois Street, Central Falls, RI 02863
Chief: Thomas Wilson E-Mail Address:
UCR Contact: Ms. Pamela Noel E-Mail Address: .
Web Site: <http://www.centralfallspolice.com/>
Minimum Education Requirement for officers Associates Degree or Military Service
Accredited Law Enforcement No
Records Management System Information Management Corp.

Telephone: (401) 727-7411
Fax Number: (401) 727-7417

ORI: RI0040100

Charlestown Police Department

4540 South County Trail, Charlestown, RI 02813
Chief: Thomas J. Sharkey E-Mail Address: chief@charlestownpolice.org
UCR Contact: Sergeant Patrick . McMahon E-Mail Address: pmcmahon@charlestownpolice.org
Web Site: <http://www.charlestownpolice.org/>
Minimum Education Requirement for officers 60 College Credits or Military Service
Accredited Law Enforcement No
Records Management System Information Management Corp.

Telephone: (401) 364-1212
Fax Number: (401) 364-1232

ORI: RI0050700

Coventry Police Department

1075 Main Street, Coventry, RI 02816

Chief: Brian J. O'Rourke E-Mail Address: chiefourke@coventrypd.org

UCR Contact: Ms. Carol M. Tew E-Mail Address: coventrypolice@coventrypd.org

Web Site: <http://www.coventrypd.org>

Minimum Education Requirement for officers Associates Degree

Accredited Law Enforcement No

Records Management System Information Management Corp.

Telephone: (401) 826-1100

Fax Number: (401) 823-0697

ORI: RI0020100

Cranston Police Department

275 Atwood Avenue, Cranston, RI 02920

Chief: Michael Chalek E-Mail Address: N/A

UCR Contact: Director/Staff Services Frank Migliorelli E-Mail Address: N/A

Web Site: N/A

Minimum Education Requirement for officers Associates Degree or Military Service

Accredited Law Enforcement No

Records Management System Information Management Corp.

Telephone: (401) 942-2211

Fax Number: (401) 944-3370

ORI: RI0040200

Cumberland Police Department

1380 Diamond Hill Road, Cumberland, RI 02864

Chief: Anthony Silva E-Mail Address: N/A

UCR Contact: Ms. Patricia A. Skurka E-Mail Address: N/A

Web Site: <http://www.cumberlandpolice.com/>

Minimum Education Requirement for officers Associates Degree

Accredited Law Enforcement Yes

Records Management System Information Management Corp.

Telephone: (401) 333-2500

Fax Number: (401) 334-2049

ORI: RI0040300

DEM Police Department

83 Park Street, Providence, RI 02903

Chief: Steven H. Hall E-Mail Address: shall@dem.state.ri.us

UCR Contact: Deputy Chief Thomas A. Greene E-Mail Address: tgreene@dem.state.ri.us

Web Site: <http://www.dem.state.ri.us>

Minimum Education Requirement for officers Bachelors Degree

Accredited Law Enforcement No

Records Management System Information Management Corp.

Telephone: (401) 222-3070

Fax Number: (401) 222-6823

ORI: RI0041700

East Greenwich Police Department

111 Peirce Street, East Greenwich, RI 02818

Chief: David Desjarlais E-Mail Address: N/A

UCR Contact: Admin. Assistant Deborah Gregory E-Mail Address: N/A

Web Site: N/A

Minimum Education Requirement for officers High School Diploma

Accredited Law Enforcement No

Records Management System Information Management Corp.

Telephone: (401) 884-2244

Fax Number: (401) 886-8653

ORI: RI0020200

East Providence Police Department

750 Waterman Avenue, East Providence, RI 02914

Chief: Gary P. Dias E-Mail Address: N/A

UCR Contact: Lt. Stephen J. Enos E-Mail Address: N/A

Web Site: <http://www.eastprovidencepd.com/>

Minimum Education Requirement for officers Associates Degree or 60 credits towards

Accredited Law Enforcement No

Records Management System Information Management Corp.

Telephone: (401) 435-7600

Fax Number: (401) 431-2320

ORI: RI0040400

Foster Police Department

Howard Hill Road, Foster, RI 02825

Chief: Donald E. Kettelle E-Mail Address: N/A

UCR Contact: Dispatcher/Clerk Linda J. Niles E-Mail Address: N/A

Web Site: N/A

Minimum Education Requirement for officers High School Diploma

Accredited Law Enforcement No

Records Management System Information Management Corp.

ORI: RI0041300

Telephone: (401) 397-3317

Fax Number: (401) 397-8731

Glocester Police Department

162 Chopmist Hill, Glocester, RI 02814

Chief: Jamie Hainsworth E-Mail Address: N/A

UCR Contact: Admin Assistant Matthew D. Floor E-Mail Address: N/A

Web Site: N/A

Minimum Education Requirement for officers High School Diploma

Accredited Law Enforcement No

Records Management System Information Management Corp.

ORI: RI0041400

Telephone: (401) 568-2533

Fax Number: (401) 568-3280

Hopkinton Police Department

395A Woodville Road, Hopkinton, RI 02833

Chief: John S. Scuncio E-Mail Address: N/A

UCR Contact: Ms. Sherryl A. Stedman E-Mail Address: N/A

Web Site: N/A

Minimum Education Requirement for officers High School Diploma

Accredited Law Enforcement No

Records Management System Information Management Corp.

ORI: RI0050600

Telephone: (401) 377-7750

Fax Number: (401) 377-7755

Jamestown Police Department

250 Conanicus Avenue, Jamestown, RI 02835

Chief: Thomas P. Tighe E-Mail Address: N/A

UCR Contact: Sergeant John J. Dube E-Mail Address: N/A

Web Site: N/A

Minimum Education Requirement for officers 60 College Credits

Accredited Law Enforcement No

Records Management System Information Management Corp.

ORI: RI0030100

Telephone: (401) 423-1212

Fax Number: (401) 423-3710

Johnston Police Department

1651 Atwood Avenue, Johnston, RI 02919

Chief: Richard S. Tamburini E-Mail Address: JohnstonPD@Yahoo.com

UCR Contact: Ms. Lori Ann Anderson E-Mail Address: Laa815@Hotmail.com

Web Site: <http://www.johnstonpd.com/>

Minimum Education Requirement for officers 60 College Credits

Accredited Law Enforcement No

Records Management System Information Management Corp.

ORI: RI0040500

Telephone: (401) 231-4210

Fax Number: (401) 231-9650

Lincoln Police Department

100 Old River Road, Lincoln, RI 02865

Chief: Robert Kells E-Mail Address: N/A

UCR Contact: Ms. Pauline Metivier E-Mail Address: N/A

Web Site: <http://www.lincolnpolice.com/>

Minimum Education Requirement for officers High School Diploma

Accredited Law Enforcement No

Records Management System Information Management Corp.

ORI: RI0040600

Telephone: (401) 333-1111

Fax Number: (401) 334-4244

Little Compton Police Department

60 Simmons Road, Little Compton, RI 02837

Chief: Ronald Coffey E-Mail Address: N/A

UCR Contact: Sgt. Antone Marion III E-Mail Address: N/A

Web Site: N/A

Minimum Education Requirement for officers High School Diploma

Accredited Law Enforcement No

Records Management System Information Management Corp.

Telephone: (401) 635-2311

Fax Number: (401) 635-8782

ORI: RI0030600

Middletown Police Department

9 Berkeley Avenue, Middletown, RI 02842

Chief: William J. Burns E-Mail Address: N/A

UCR Contact: Ms. Lisa Marie Sisson E-Mail Address: N/A

Web Site: N/A

Minimum Education Requirement for officers High School Diploma

Accredited Law Enforcement No

Records Management System Information Management Corp.

Telephone: (401) 846-1144

Fax Number: (401) 846-0175

ORI: RI0030200

Narragansett Police Department

40 Caswell Street, Narragansett, RI 02882

Chief: J. David Smith E-Mail Address: N/A

UCR Contact: Captain Thomas Mongeau E-Mail Address: N/A

Web Site: N/A

Minimum Education Requirement for officers High School Diploma

Accredited Law Enforcement No

Records Management System Information Management Corp.

Telephone: (401) 789-1091

Fax Number: (401) 789-8819

ORI: RI0050100

Narragansett Tribal Police Department

P.O. Box 268, Charlestown, RI 02813

Chief: Robert E. Kenahan E-Mail Address: N/A

UCR Contact: Sergeant Robert D. Jalette E-Mail Address: N/A

Web Site: N/A

Minimum Education Requirement for officers High School Diploma

Accredited Law Enforcement No

Records Management System Information Management Corp.

Telephone: (401) 364-1100

Fax Number: (401) 364-7925

ORI: RIDI00300

New Shoreham Police Department

Beach Avenue Box 307, Block Island, RI 02807

Chief: William A. McCombe E-Mail Address: N/A

UCR Contact: Ms. Betty Gann E-Mail Address: N/A

Web Site: N/A

Minimum Education Requirement for officers High School Diploma

Accredited Law Enforcement No

Records Management System Crime Automated Rpt System

Telephone: (401) 466-3220

Fax Number: (401) 466-3228

ORI: RI0050900

Newport Police Department

120 Broadway, Newport, RI 02840

Chief: Charles F. Golden E-Mail Address: CGOLDEN@CITYOFNEWPORT.COM

UCR Contact: Mr. William B. Pendergast E-Mail Address:

WPENDERGAST@CITYOFNEWPORT.COM

Web Site: <http://www.cityofnewport.com/>

Minimum Education Requirement for officers High School Diploma

Accredited Law Enforcement No

Records Management System Information Management Corp.

Telephone: (401) 847-1302

Fax Number: (401) 849-0214

ORI: RI0030300

North Kingstown Police Department

8166 Post Road, North Kingstown, RI 02852

Chief: Steven B. Fage E-Mail Address: sfage@northkingstown.org

UCR Contact: Sgt. Steven D. St.Onge E-Mail Address:

Web Site: <http://www.northkingstown.org/nkpd/default.htm>

Minimum Education Requirement for officers 60 College Credits

Accredited Law Enforcement No

Records Management System CARS

Telephone: (401) 294-3311

Fax Number: (401) 294-6830

ORI: RI0050200

North Providence Police Department

1967 Mineral Spring Avenue, North Providence, RI

Chief: Ernest Spaziano E-Mail Address: N/A

UCR Contact: Records Clerk Karen Tucciarone E-Mail Address: N/A

Web Site: N/A

Minimum Education Requirement for officers High School Diploma

Accredited Law Enforcement No

Records Management System Information Management Corp.

Telephone: (401) 231-4533

Fax Number: (401) 233-1404

ORI: RI0040700

North Smithfield Police Department

575 Smithfield Road, North Smithfield, RI 02896

Chief: Steven E. Reynolds E-Mail Address: N/A

UCR Contact: Sgt. Bruce Senecal E-Mail Address:

Web Site: N/A

Minimum Education Requirement for officers High School Diploma

Accredited Law Enforcement No

Records Management System Information Management Corp.

Telephone: (401) 762-1212

Fax Number: (401) 766-9412

ORI: RI0041500

Pawtucket Police Department

121 Roosevelt Avenue, Pawtucket, RI 02860

Chief: George L. Kelley III E-Mail Address: N/A

UCR Contact: Mr. Earl Slade E-Mail Address: N/A

Web Site: [HTTP://USERS.IDS.NET/~PAWTPD/](http://USERS.IDS.NET/~PAWTPD/)

Minimum Education Requirement for officers High School Diploma

Accredited Law Enforcement No

Records Management System Information Management Corp.

Telephone: (401) 727-9100

Fax Number: (401) 727-9119

ORI: RI0040800

Portsmouth Police Department

2270 East Main Road, Portsmouth, RI 02871

Chief: Dennis C. Seale E-Mail Address: N/A

UCR Contact: Lt. Paul Valente E-Mail Address: N/A

Web Site: <http://www.aquidneck.net/ppd/>

Minimum Education Requirement for officers High School Diploma

Accredited Law Enforcement No

Records Management System Information Management Corp.

Telephone: (401) 683-0300

Fax Number: (401) 683-2020

ORI: RI0030400

Providence Police Department

325 Washington Street, Providence, RI 02903

Chief: Dean M. Esserman E-Mail Address: N/A

UCR Contact: Capt. Louis DeFrances E-Mail Address: N/A

Web Site: <http://www.providencepolice.com/>

Minimum Education Requirement for officers High School Diploma

Accredited Law Enforcement No

Records Management System H T E

Telephone: (401) 272-3121

Fax Number: (401) 751-0950

ORI: RI0040900

Richmond Police Department

Box 203, Wyoming, RI 02898

Chief: Raymond A. Driscoll E-Mail Address: CHIEF@RICHMONDPD.ORG

UCR Contact: Ms. Terry Allen E-Mail Address: N/A

Web Site: <http://www.richmondpd.org/>

Minimum Education Requirement for officers High School Diploma

Accredited Law Enforcement No

Records Management System Information Management Corp.

Telephone: (401) 539-8289

Fax Number: (401) 539-8293

ORI: RI0050500

Scituate Police Department

116 Main Street, Hope, RI 02831

Chief: William F. Mack E-Mail Address: N/A

UCR Contact: Mr. Kenneth H. Gaffney E-Mail Address: N/A

Web Site: <http://scituateri.org/police.htm>

Minimum Education Requirement for officers Associates Degree or Military Service

Accredited Law Enforcement No

Records Management System Information Management Corp.

Telephone: (401) 821-5900

Fax Number: (401) 821-7162

ORI: RI0041000

Smithfield Police Department

215 Pleasant View Avenue, Smithfield, RI 02917

Chief: William A. McGarry E-Mail Address: SPD1@MINDSPRING.COM

UCR Contact: Ms. Sheryl A. Canis E-Mail Address:

Web Site: WWW.SMITHFIELDPD.COM/

Minimum Education Requirement for officers Bachelors Degree

Accredited Law Enforcement Yes

Records Management System Information Management Corp.

Telephone: (401) 231-2500

Fax Number: (401) 231-1641

ORI: RI0041100

South Kingstown Police Department

1790 Kingstown Road, Wakefield, RI 02879

Chief: Vincent Vespia, Jr. E-Mail Address: N/A

UCR Contact: Records Manager Clinton E. Salisbury, Jr. E-Mail Address:

RECORDS@SKPD.ORG

Web Site: N/A

Minimum Education Requirement for officers 60 College Credits

Accredited Law Enforcement No

Records Management System Information Management Corp.

Telephone: (401) 783-3321

Fax Number: (401) 783-8139

ORI: RI0050300

Tiverton Police Department

20 Industrial Way, Tiverton, RI 02878

Chief: Acting Chief Thomas Kaminski E-Mail Address: N/A

UCR Contact: Ms. Linda Handcock E-Mail Address: N/A

Web Site: N/A

Minimum Education Requirement for officers 60 College Credits

Accredited Law Enforcement No

Records Management System Information Management Corp.

Telephone: (401) 624-4770

Fax Number: (401) 624-1750

ORI: RI0030500

URI Police Department

44 Lower College Road, Kingston, RI 02881

Chief: Robert F. Drapeau E-Mail Address: DRAPEAU@URI.EDU

UCR Contact: Lieutenant David Doweiko E-Mail Address: ddd02184u@uri.edu

Web Site: <http://www.uri.edu/admin/uripd/index.htm>

Minimum Education Requirement for officers

Accredited Law Enforcement No

Records Management System N/A

Telephone: (401) 874-2121

Fax Number: (401) 782-9970

ORI: RI0051000

Warren Police Department

1 Joyce Street, Warren, RI 02885
Chief: Thomas Gordon E-Mail Address: N/A
UCR Contact: Sergeant Roland Brule E-Mail Address: N/A
Web Site: N/A
Minimum Education Requirement for officers High School Diploma
Accredited Law Enforcement No
Records Management System Information Management Corp.

Telephone: (401) 245-1311
Fax Number: (401) 245-8220

ORI: RI0010300

Warwick Police Department

99 Veterans Memorial Drive, Warwick, RI 02886
Chief: Stephen M. McCartney E-Mail Address: N/A
UCR Contact: Mr. Michael Moriarty E-Mail Address: N/A
Web Site: <http://www.warwickpolice.com/>
Minimum Education Requirement for officers 60 College Credits
Accredited Law Enforcement Yes
Records Management System Information Management Corp.

Telephone: (401) 468-4200
Fax Number: (401) 468-4327

ORI: RI0020300

West Greenwich Police Department

280 Victory Highway, West Greenwich, RI 02817
Chief: Gary F. Malinkowski E-Mail Address: N/A
UCR Contact: Ms. Laurie A. Albro E-Mail Address: N/A
Web Site: <http://west-greenwich.ri.us/police/police.html>
Minimum Education Requirement for officers 60 College Credits or Military Service
Accredited Law Enforcement No
Records Management System Information Management Corp.

Telephone: (401) 397-7191
Fax Number: (401) 397-6890

ORI: RI0020500

West Warwick Police Department

1162 Main Street, West Warwick, RI 02893-4829
Chief: Peter Brousseau E-Mail Address: N/A
UCR Contact: Lt. Richard Ramsay E-Mail Address: N/A
Web Site: N/A
Minimum Education Requirement for officers Associates Degree or Military Service
Accredited Law Enforcement No
Records Management System Information Management Corp.

Telephone: (401) 821-4323
Fax Number: (401) 822-9206

ORI: RI0020400

Westerly Police Department

5 Union Street, Westerly, RI 02891
Chief: Stephen N. Baker E-Mail Address: N/A
UCR Contact: Ms. Linda J. Algieri E-Mail Address: N/A
Web Site: N/A
Minimum Education Requirement for officers High School Diploma
Accredited Law Enforcement No
Records Management System Information Management Corp.

Telephone: (401) 596-2022
Fax Number: (401) 596-7501

ORI: RI0050400

Woonsocket Police Department

242 Clinton Street, Woonsocket, RI 02895-3276
Chief: Herve B. Landreville E-Mail Address:
UCR Contact: Lt. Timothy Paul E-Mail Address: N/A
Web Site: <http://www.ci.woonsocket.ri.us/police.htm>
Minimum Education Requirement for officers High School Diploma
Accredited Law Enforcement No
Records Management System Information Management Corp.


Telephone: (401) 766-1212
Fax Number: (401) 765-4922

ORI: RI0041200

Crime Index Offenses

(Murder, Rape, Robbery, Aggravated Assault, Burglary, Larceny Theft, Motor Vehicle Theft)

<u>Year</u>	<u>Population</u>	<u>Crime Index Total</u>	<u>Crime Rate Per 100,000 Inhabitants</u>
2002	1,048,319	38,380	3,661.1
2001	1,048,319	39,027	3,722.8
2000	1,048,319	36,445	3,476.5
1999	1,003,464	35,506	3,538.3
1998	1,003,464	34,693	3,457.3
1997	1,003,464	36,061	3,593.7
1996	1,003,464	39,603	3,946.6
1995	1,003,464	42,039	4,189.4
1994	1,003,464	41,045	4,090.3
1993	1,003,464	45,019	4,486.4
1992	1,003,464	45,974	4,581.5
1991	1,003,464	50,573	5,039.8
1990	1,003,464	53,630	5,344.5
1989	947,154	51,956	5,485.5
1988	947,154	51,414	5,428.3
1987	947,154	52,515	5,544.5
1986	947,154	47,519	5,017.0
1985	947,154	45,566	4,810.8
1984	947,154	45,888	4,844.8
1983	947,154	48,174	5,086.2
1982	947,154	51,326	5,419.0
1981	947,154	55,704	5,881.2
1980	947,154	56,323	5,946.6
1979	949,723	52,468	5,524.6
1978	949,723	47,648	5,017.0
1977	949,723	49,951	5,259.5
1976	949,723	51,954	5,470.4
1975	949,723	51,643	5,437.7
1974	949,723	47,524	5,004.0
1973	949,723	45,311	4,771.0
1972	949,723	44,030	4,636.1
1971	949,723	45,968	4,840.1
1970	949,723	40,761	4,291.9
1969	911,000	25,448	2,793.4
1968	911,000	24,097	2,645.1
1967	911,000	19,027	2,088.6



Rhode Island

Crime
A community problem